



**WICHITA STATE  
UNIVERSITY**

**ANNUAL OPERATING BUDGET FOR  
FISCAL YEAR 2022**

*Statement of Resources and Expenditures  
for Fiscal Year 2022*





## EXECUTIVE SUMMARY

The fiscal year (FY) 2022 Annual Operating Budget contains plans for the allocation of funds in accordance with the University’s Strategic Plan for the fiscal year beginning July 1, 2021. As part of the resource planning process, this document outlines planned operating expenditures by university fund for each college and department, structured by program.

Each year the budget is designed with the Vision, Mission, and Strategic Plan serving as the key principles guiding the development of the annual operating plan. Resources for the operating budget of \$489.5 million are generated from General and Restricted Use funding. Of the \$170.3 million in General Use Funds comprising the budget, \$84.2 million is estimated to be appropriated from the State General Fund (SGF) and \$86.1 million is from the General Fees Fund. Based on the nature of one-time funding related to COVID-19 funding, these funding sources are excluded from this budget.

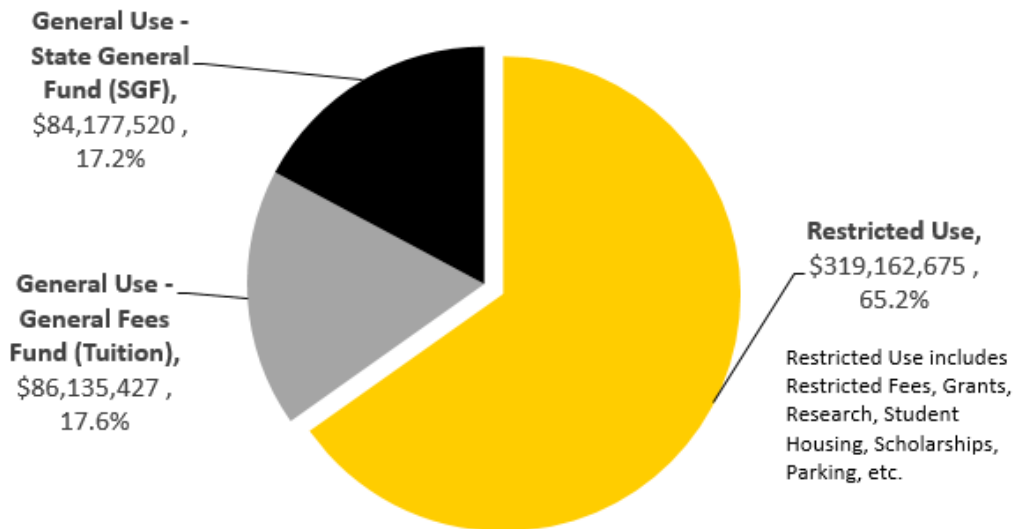
**Vision**

*The vision of Wichita State University is to be one of the nation’s most innovative public research universities, known for providing impactful student experiences and driving prosperity for the people and communities we serve.*

**Mission**

*The mission of Wichita State University is to be an essential educational, cultural and economic driver for Kansas and the greater public good.*

### FY 2022 Adopted Operating Budget \$489.5 Million

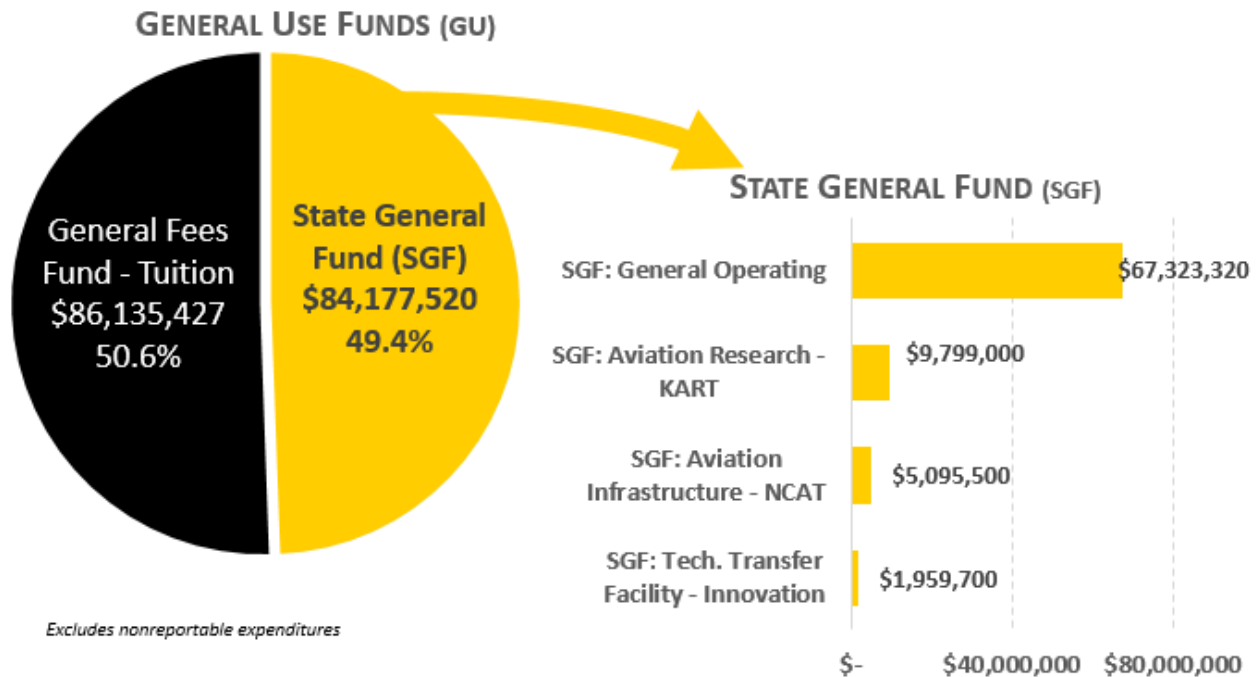


*Summary excludes nonreportable expenditures*

## FY 2022 General Use Budget

### State General Fund (SGF)

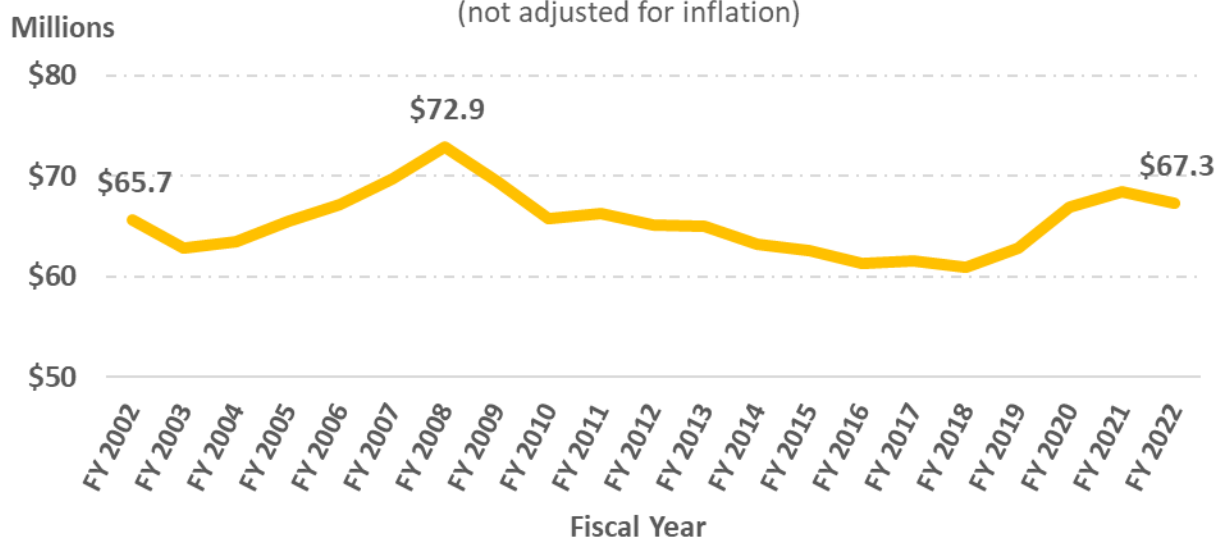
The University receives State General Fund (SGF) appropriations through four distinct funding streams, these include the General Operating allocation, which supports the academic and administrative portion of the university, while research related allocations support Aviation Research – Kansas Aviation Research & Technology (KART), Aviation Infrastructure – National Center for Aviation Training (NCAT), and Technology Transfer Facility - Innovation.



For FY 2022, the State appropriated a total SGF budget of \$84,177,520, including \$67,323,320 for General Operations directly to Wichita State. This represents 1.8% reduction from the FY 2021 State General Fund appropriations of \$85,725,911, as adopted by the State Legislature prior to the Governor’s allotment (a budget reduction occurring after legislative adjournment). The reduction was spread pro-rata across all four SGF funding streams. At the end of the legislative session, the state allocated additional funding to the Kansas Board of Regents to satisfy federal maintenance of effort requirements related to pandemic funding, a portion of which is likely to be distributed to Wichita State, but the amount of the distribution was not known at the time this document was completed.

Over the past twenty years, the total SGF General Operating allocation has increased by \$1.6 million or 2.4%, as shown in the graph on the following page.

## State General Fund: General Operating Funding (not adjusted for inflation)



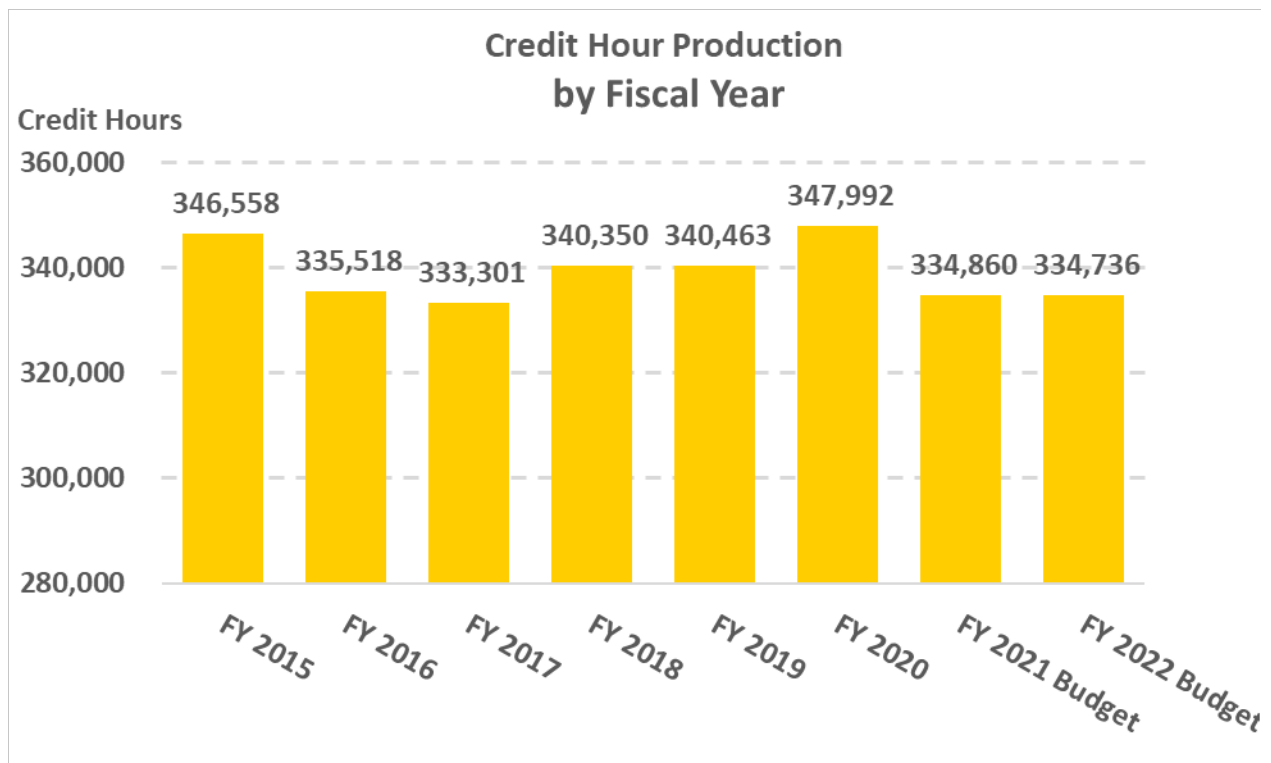
*FY 2021 is reflective of the budget adopted during the legislative session, prior to the Governor's allotment.*

### Tuition (General Fees Fund)

Tuition revenue collections are primarily dependent on enrollment (credit hours generated), type of students enrolled (e.g., resident or non-resident), and tuition rates. For FY 2022, tuition rates were not changed, representing only the second year since at least 1989, as well as the second year within the last three, in which tuition rates were not raised.

Overall the impact of the pandemic on credit hour production in the fall and spring semester of FY 2021, with a decrease of 2.8%, has been consistent with the budget, which estimated a 3.0% decline. For FY 2022, the budget is built on the expectation that credit hour production of 334,736 credit hours will be essentially flat in comparison to the FY 2021 budget of 334,860 credit hours. Although earlier in the budget development process the university was more optimistic regarding credit hour production, international challenges in relation to the continuing pandemic have diminished those expectations. Even with the flat credit hour projection, budgeted revenue is projected to increase by \$1.2 million to \$85.5 million in FY 2022, from a budget of \$84.3 million in FY 2021.<sup>1</sup> The increase is primarily a result of changes in student mix, with graduate credit hour production performing better than previously projected. To bring the General Fees Fund budget into balance, in addition to tuition revenue collections, the budget includes a draw on cash of \$679,145.

<sup>1</sup> Tuition revenue estimates included in this budget are accrual based and include accounts receivable from the fall, spring, and summer sessions.



### Key General Use Allocation Changes

To continue to deliver educational, career, and life value to students who choose Wichita State, the university is dedicated to advancing its academic and research programs in coordination with the goals of the Strategic Plan, developed through countless campus-wide stakeholder engagements over the past year. Because of the financial challenges resulting from both the state budget reduction and the continued impact of the pandemic on credit hour production, the university has made the following key allocation changes in the FY 2022 General Use (GU) budget:

#### **Internal Reallocations/Budgetary Reductions**

- The university implemented a 3.0% budget reduction/reallocation totaling \$3.8 million.

#### **Strategic Plan**

- Increase to GU institutional scholarship funding by \$1.0 million.

### **Strategic Plan Goals**

- ***Student Centeredness:*** Promote holistic student success through a supportive learning environment in which all of our students - past, present and future - continually thrive and grow.
- ***Research and Scholarship:*** Accelerate the discovery, creation and transfer of new knowledge.
- ***Campus Culture:*** Empower students, faculty, staff and the greater Wichita community to create a culture and experience that meets their ever-changing needs.
- ***Inclusive Excellence:*** Be a campus that reflects and promotes - in all community members - the evolving diversity of society.
- ***Partnerships:*** Advance industry and community partnerships to provide quality educational opportunities and collaborations to satisfy rapidly evolving community and workforce needs.

- Assigned \$221,013 for Promotions in Faculty Academic Rank and Tenure.
- Allocated a \$211,000 increase to the \$595,486 budgeted in FY 2021 to increase summer class offerings and implement summer revenue sharing with colleges.

### **Basic Operations**

- Includes additional funding of \$315,940 related to GU fringe benefit rate increases and \$342,000 in mandatory expenditures related to property and cyber insurance, enrollment services, and Woolsey Hall utility costs.
- Budgetary savings of \$542,301 are included from anticipated lease savings and the retirement of the Energy Conservation debt service, in which only a ½ payment is due in FY 2022.
- Funding totaling \$538,065 was allocated for Lecturer expenses in the College of Liberal Arts and Sciences, and to properly align the budget in support of the Teacher Apprentice Program within the College of Applied Studies.
- \$227,932 earmarked for the department of Institutional Equity and Compliance for mandatory Title IX compliance.
- Restoration of one-time funding resources totaling \$2.1 million that were utilized in FY 2021 to mitigate the financial impact of the pandemic. These resources were generated by evaluating and then setting aside funding in FY 2020, to be used in FY 2021, by reviewing FY 2020 budgeted expenditures that would not occur (e.g., travel) due to the impact of the pandemic.

### **University Resource Planning Processes**

Wichita State embraces an inclusive and collaborative budget development process that draws on faculty, staff, and student involvement through multiple engagement opportunities. The university President reviews and discusses the current legislative status concerning appropriations and potential tuition increases with the President's Executive Team and the University Budget Advisory Committee (BAC) to obtain campus input. The advisory committee is co-chaired by the Vice President for Finance and Administration and the Provost, and includes the Sr. Associate Vice President for Finance and Administration, Director of Budgets, deans from the academic colleges, Presidents from the senates of faculty, unclassified professionals and university support staff, and student government. The committee is charged with developing a lasting framework to identify, assess, and implement ideas that can positively impact the budget and its alignment with the university's strategic plan. Throughout the development process, the committee is advised of tuition and State General Fund revenue estimates, with the committee providing guidance regarding expenditure planning around those parameters. Budget considerations by the BAC are weighed based on their impact on the goals of the university's strategic plan and the following key criteria:

- Suggest budget priorities consistent with the strategic plan.
- Gather information regarding areas where long-term budget efficiencies may be achieved, while also increasing effectiveness in achieving strategic goals.

- Suggest areas that might result in increased income that are consistent with the strategic plan.

The BAC's discussions are then combined with those of other campus-wide committees, such as Strategic Enrollment Management and Strategic Planning. University Budget Officers are asked in early May to submit, through an online budgeting system, their budget request for the upcoming budget year based on guidelines developed from the past discussions with the Budget Advisory Committee and the President's Executive Team.

Throughout the budget process, the President, Vice Presidents, and Division of Finance and Administration hold discussions and presentations with deans, faculty, university senates, and the student body. Within these settings, students, faculty, and staff have the opportunity to ask questions and seek additional information at different stages of the budgeting process.

# **WICHITA STATE UNIVERSITY**

## **Annual Operating Budget for Fiscal Year 2022**

**Statement of Resources and Expenditures for  
Fiscal Year 2022**



**WICHITA STATE UNIVERSITY  
FISCAL YEAR 2022 ANNUAL OPERATING BUDGET**

**PROGRAM INDEX**

	<u>Page</u>		<u>Page</u>
<b><u>Introduction</u></b>		<b><u>College of Engineering (cont.)</u></b>	
Program Index	I	Industrial and Manufacturing Engineering	79
		Mechanical Engineering	81
FY 2022 Graph Presentations	1	Engineering Program Fee	84
FY 2022 Budget Narrative Information and Schedules	5	Electrical Engineering and Computer Science	85
		Biomedical Engineering	87
<b><u>Tables of Information</u></b>		Aerospace Engineering Program Fee	89
Table I Summary of Expenditures	10	Electrical Engineering Program Fee	90
Table II Summary of Operating Budget by Program	11	Industrial Engineering Program Fee	91
Table III Budget Comparison by Program	13	Mechanical Engineering Program Fee	92
Table IV Summary of Budgeted Positions by Program	14	Engineering Technology	93
Table V Adopted Budget by Division, and College/Dept.	16	Bornhoff Distinguished Professor - OOE	95
Table VI Leaves of Absence, FY 2022	18	Bloomfield Distinguished Professor - OOE	96
Table VII Changes in Academic Rank, FY 2022	20	Engineering Technology Support	97
Table VIII Faculty Awards, FY 2022	21	Biomedical Engineering Program Fee	98
Table IX Non-Tenure Promotions FY 2022	22	Engineering Technology Program Fee	99
		Nanotechnology Team (Nanogroup)	100
<b><u>INSTRUCTION - 42000</u></b>		Engineering Flight Structures Lab	101
		College of Engineering - BioME Lab	102
<b><u>General Academic Instruction</u></b>		Engr-Indus Prod Ener Eff Lab (IPEEL)	103
		Biomaterials and Bioengineering Lab	104
<b>    W. Frank Barton School of Business</b>		Advanced Mfg Processes Lab	105
Accountancy, School of	25	Systems, Energy & Analytics Lab	106
Economics	27	Neuro-Robotics Lab	107
Barton School Graduate Programs	30	Facility Design, Logistics & Prod Lab	108
Marketing	32	School of Computing	109
Management	34	Bloomfield Innovation Distribution Professor - OOE	112
Finance, Real Estate and Decision Sciences	37	Flight Simulation and Dynamics Lab	113
Barton School Operations	40	Center for Energy Studies	114
Barton School Lecturers	41	College of Engineering Summary	115
Executive Master in Business Administration	42		
Barton School Faculty Development	44	<b>    College of Fine Arts</b>	
Institute for Study of Economic Growth	45	Opera	118
Barton School Undergrad Recruiting	47	Musical Theatre	119
Business Operations and Analytics Lab	48	University Theatre	120
Barton School of Business Summary	49	Dance Program	121
		Fine Arts Instructional	122
<b>    College of Applied Studies</b>		Art, Design & Creative Industries	123
Curriculum & Instruction	51	Music, School of	126
Applied Studies Technology Center	54	Digital Arts, School of	130
Applied Studies Contingency	55	Performing Arts, School of	132
Human Performance Studies	56	Walter Mays Distinguished Professorship	135
Applied Studies Support Services	58	Fine Arts Lecturers	136
Counseling, Leadership, Education and School Psych	60	Fine Arts Instructional Fees	137
Human Performance Studies Equipment	63	Banda Hispanica	138
Sport Management	64	Fine Arts Festivals	139
Teacher Apprentice Program (TAP)	66	Kodaly Program	141
Applied Studies Lecturers	67	College of Fine Arts Summary	142
WSU Esports Varsity	68		
Foresight 20/20 Operating Fund	69	<b>    College of Health Professions</b>	
College of Applied Studies Summary	70	Communication Sciences and Disorders	144
		Nursing Initiative - Salaries and Supplies	147
<b>    College of Engineering</b>		Accelerated Nursing Program	148
Boeing Distinguished Professorship-OOE	72	Nursing - Family Nurse Practitioner	150
Aerospace Engineering	73	Nursing, School of	151
Electrical & Computer Engineering	76	Dental Hygiene	155
Engineering Capital Equipment	78	Health Professions Online Fee	158

**WICHITA STATE UNIVERSITY  
FISCAL YEAR 2022 ANNUAL OPERATING BUDGET**

**PROGRAM INDEX**

	<u>Page</u>		<u>Page</u>
<b>College of Health Professions (cont.)</b>		<b>Miscellaneous Instruction (cont.)</b>	
Medical Laboratory Sciences	159	Adult Learning, Office of	258
Public Health Sciences	161	Online Education	260
Physical Therapy	164	Market Based Tuition	263
Advanced Education in General Dentistry	167	Badges Tuition	264
Physician Assistant Program	170	Miscellaneous Instruction Summary	265
Health Professions Instructional Fees	173		
College of Health Professions Summary	175	<b>Summer Session</b>	
<b>College of Liberal Arts and Sciences</b>		Summer Program in Mexico	268
Biological Sciences	177	Barton School of Business Summer Session	269
Chemistry	180	Applied Studies Summer Session	270
English	183	Engineering Summer Session	271
Geology	186	Fine Arts Summer Session	272
Elliott School of Communication	188	Health Professions Summer Session	273
History	191	Liberal Arts and Sciences Summer Session	274
Mathematics and Statistics	193	Summer Incentive	275
Physics	197	Summer Session Summary	276
Political Science	199		
Psychology	201	<b>Instruction Program Summary - 42000</b>	277
Philosophy	204		
Sociology	206	<b>RESEARCH - 45000</b>	
Modern and Classical Languages and Literatures	208	<b>Institutes and Research Centers</b>	
Criminal Justice, School of	210	NIAR - Special Programs	279
Women's Studies and Religion	213	Aviation Research Initiative	280
Anthropology	215	NIAR - Environmental Test Lab	281
Social Science Research Laboratory	217	NIAR - Calibration and Quality Lab	284
Social Work, School of	219	National Institute for Aviation Research	286
English Writing Laboratory	221	NIAR - Composites and Structures	288
Language Laboratory	222	NIAR - CAD/CAM	295
Mathematics Laboratory	223	NIAR - Information Technology Center	298
Physics Help Lab	224	NIAR - Crash Dynamics	300
Hugo Wall School of Public Affairs	225	NIAR - Management Fund	302
Liberal Arts and Sciences Lecturers	227	NIAR - Aircraft Structural Test/Eval Center	303
LAS Course Fee	228	NIAR - 3D Prototyping Lab	309
Regents Dist Professor-Out of State Travel	229	NIAR - Advanced Virtual Engineering	311
Intensive English Language Center	230	NIAR - Walter H Beech Wind Tunnel	314
Biology - Field Station Building	232	NIAR - eXtended Reality Lab	316
Mini MPA	233	NIAR - Shop	318
College of Liberal Arts and Sciences Summary	234	NIAR - Adv Tech Lab - Aerospace Systems	320
<b>Miscellaneous Instruction</b>		NIAR - Flight Test & Cert Center	323
Faculty of Distinction Matching Fund	237	NIAR - Maintenance Repair & Overhaul	325
Graduate Assistants - Instruction	238	Molecular Diagnostic Lab	332
Engineering Graduate Assistants	239	Engineering Design and Mod Team	334
Grad School - Graduate Assistant Salaries	240	NIAR - Robotics and Automation Lab	336
Supplemental Instruction	241	NIAR - Engineering Technologies Lab	338
Academic Affairs Contingency	242	Aviation Infrastructure - NCAT	340
Cohen Honors College	243	NIAR - CMH17 Training Program	341
Academic Affairs Instruction	245	Aviation Human Factors Lab	342
Career Development	246	Human Subjects/IRB	344
WSU West	248	Industry & Defense Compliance Office	345
WSU South	250	Industry & Defense Administration	347
WSU Haysville	252	Industry & Defense IDC Recovery	350
McConnell	254	Industry & Defense Communications	352
Innovation and Design	255	Center for Strategic Initiatives	354
Career Development Center - Career Events	257	Innovation Campus	356
		Ennovar - Solution Ref Arch Services	357

**WICHITA STATE UNIVERSITY  
FISCAL YEAR 2022 ANNUAL OPERATING BUDGET**

**PROGRAM INDEX**

	<u>Page</u>		<u>Page</u>
<b><u>Institutes and Research Centers (cont.)</u></b>		<b><u>Community Education (cont.)</u></b>	
GoCreate Maker Space	359	Community Education	446
Industry Community Development	361	Hughes Metropolitan Complex	448
Applied & Exp Learning, Office of	362	Workforce Development	450
Community Engagement Institute	364	Training and Technology Team-T3 Lab	452
Center for Innovation and Enterprise Engineering	370		
Human Performance Laboratory	371	<b>Public Service Program Summary - 46000</b>	454
CSFRG - Cyber Security & Forensics	373		
		<b>ACADEMIC SUPPORT - 43000</b>	
<b><u>Individual or Project Research</u></b>		<b><u>Libraries</u></b>	
Graduate Assistants - Research	375	Library	456
Aerospace Engineering - Applied Research	376	Library - Dean's Office	460
Center for Economic Dev and Business Research	377	Library - Training	462
WSU Internal Facility Grants	379	Library - Access Services	463
Energy Study Program	380	Library - Information Resources	464
Applied Learning Program	381		
Honors College Undergraduate Research	383	<b><u>Museums and Galleries</u></b>	
Div of Research Administration	384	Holmes Museum of Anthropology	465
		Ulrich Museum of Art	467
<b>Research Program Summary - 45000</b>	401		
		<b><u>Media Services</u></b>	
<b>PUBLIC SERVICE - 46000</b>		MRC - Telecourse Services	469
<b><u>Community Services</u></b>		Media Resources Administrative Services	470
Public Policy and Management Center	403	MRC - Instructional Design and Technology	472
Fairmount Center for Science and Math Education	406	MRC - Campus Media Services	474
The Research Partnership	408	MRC - Engineering Services	476
Small Business Development Center	410	MRC - Video Services	477
Environmental Finance Center	412	MRC - Accessibility	479
Waterloo Research Station	414	MRC - Web Services	481
Biological Sciences Vivarium	415	Sunflower	483
Kansas Public Finance Center	416	Sunflower Equipment Reserve	484
		<b><u>Computing Support</u></b>	
<b><u>Public Broadcasting</u></b>		Information Technology Services	485
KMUW	417	Information Security	487
MRC - Cable Television	420	ITS Operational Facilities	489
		ITS Networking	491
<b><u>Community Education</u></b>		ITS Project Management	493
Center for Economic Education	421	ITS Applications Development	495
Center for Entrepreneurship	422	ITS Client Services	497
Center for Real Estate	424	ITS Server Infrastructure	499
Academic Outreach Credit Courses	425	Campus Technology Fee	501
Center for Research and Evaluation Services	427		
Kansas Council on Economic Education	428	<b><u>Ancillary Support</u></b>	
Center for Physical Activity and Aging	430	Regents Press of Kansas	502
Nursing Faculty Practice Plan	431	Performance Facilities	503
Fine Arts Connoisseur Series	432		
Organ Series	433	<b><u>Academic Administration</u></b>	
Regional Institute on Aging	434	Office for Student Success	505
Psychology Clinic	435	CFA Advising Center	507
Barton School Accounting and Auditing Conference	436	Recruitment - Academic Affairs	509
Center for Management Development	437	Barton School Dean's Office	510
Wichita Contemporary Dance Theatre	439	Barton School Student Success Center	512
Fine Arts Institute	440	Applied Studies Dean's Office	514
America Reads Challenge	442	Engineering Dean's Office	516
Conference Support	443	Fine Arts Dean's Office	519
University Conferences and Non-Credit Programs	444		

**WICHITA STATE UNIVERSITY  
FISCAL YEAR 2022 ANNUAL OPERATING BUDGET**

**PROGRAM INDEX**

	<u>Page</u>		<u>Page</u>
<b><u>Academic Administration (cont.)</u></b>		<b><u>Social and Cultural Development (cont.)</u></b>	
Liberal Arts and Sciences Dean's Office	521	EOF-ADHD/LD Assessment Scholarship	596
Planning and Analysis, Office of	523	SGA Scholarships	597
OPA Technology Org	525	EOF - Study Abroad Scholarships	598
Academic Programs	526	Student Health Services	599
Health Professions Dean's Office	527	Military and Veteran Student Center	602
Graduate School Dean's Office	530	Leadership Strengths	604
Assessment	533	Tilford Commission	605
Research and Technology Transfer, Office of	534	ROTC	606
University Support - Research and Tech Transfer	536		
Tech Transfer and Commercialization	537	<b><u>Counseling and Career Guidance</u></b>	
ORTT Pre-Award	539	Counseling Services	608
		Testing Services	610
<b>Academic Support Program Summary - 43000</b>	541		
<b>STUDENT SERVICES - 44000</b>		<b><u>Financial Aid Administration</u></b>	
<b><u>Student Services Administration</u></b>		Financial Aid, Office of	612
Liberal Arts and Sciences Advising Center	543	Federal Work Study Program Administration	615
		WSU Foundation - Work Study	616
<b><u>Social and Cultural Development</u></b>		Federal Work Study Program Administration	617
WSU TRIO Programs Support	545	Kansas Career Work Study Program	618
Disability Services, Office of	547	Rhatigan Student Center - Work Study	619
Student Involvement	549		
International Education	552	<b><u>Intercollegiate Athletics</u></b>	
International Exchanges	555	Intercollegiate Athletics	620
Shift Space Gallery	556		
EOF - Graduate Student Scholarships	558	<b><u>Student Recruitment, Admissions and Records</u></b>	
EOF - HALA Scholarship Award	559	Undergraduate Admissions	623
Diversity and Inclusion, Office of	560	Registrar's Office	627
EOF - Student Support Services	562	SA Assessment and Retention	630
EOF - Multicultural Student Mentoring Program	563	University Marketing	632
EOF - Cultural Ambassador Program	564	Student Ambassador Society	633
EOF - Disability Support Services	565	One Stop Student Services	634
EOF - WSU Student of the Year	566		
Baja Team (SAE) - Engineering	567	<b>Student Services Program Summary - 44000</b>	636
Formula Team - Engineering	568	<b>INSTITUTIONAL SUPPORT - 41000</b>	
Student Government Association	569	<b><u>Executive Management</u></b>	
Association Agencies	571	President's Office	638
Music Collective	573	Vice President for Finance & Administration	640
Concert	574	Academic Affairs, Office of	642
Debate	575	Faculty Senate	644
Athletic Bands	576	University Staff Senate	645
Campus Recreation Sports Clubs	577	General Counsel	646
Unallocated Student Fees and Transfers	578	Internal Audit	648
International Education - Agency Service Fees	579	Community Engagement	649
Model United Nations	580	VP Student Affairs	651
Child Development Center	581	Institutional Equity & Compliance	653
WSU Crew	583	WSU Tech	655
SGA Student Funding	585		
Prevention Services Program	586	<b><u>Fiscal Operations</u></b>	
Student Conduct and Community Standards	587	Shocker ID Card System	657
Campus Recreation	589	Financial Operations	658
Health and Wellness	592	27th Payroll Period	662
Student Advocate	593	Technology Projects and Fees	663
Campus Recreation Capital Equipment	594	General Fees	664
Fine Arts Programming	595	Sponsored Research Accounting	665

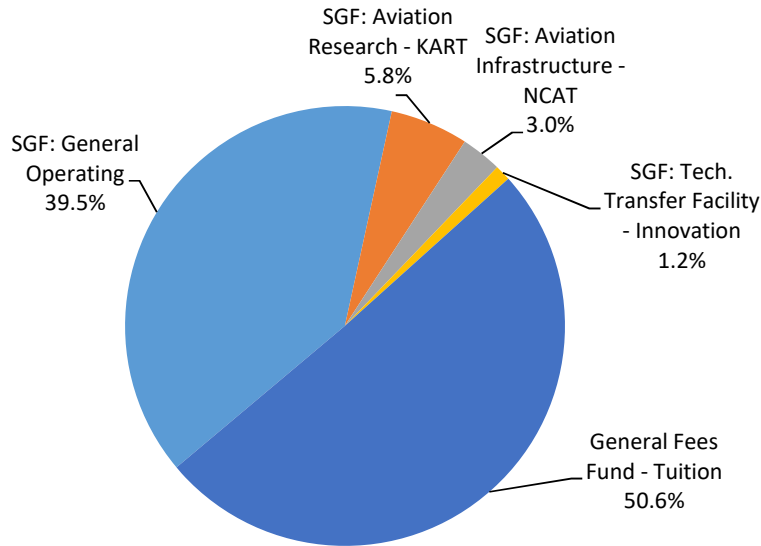
**WICHITA STATE UNIVERSITY  
FISCAL YEAR 2022 ANNUAL OPERATING BUDGET**

**PROGRAM INDEX**

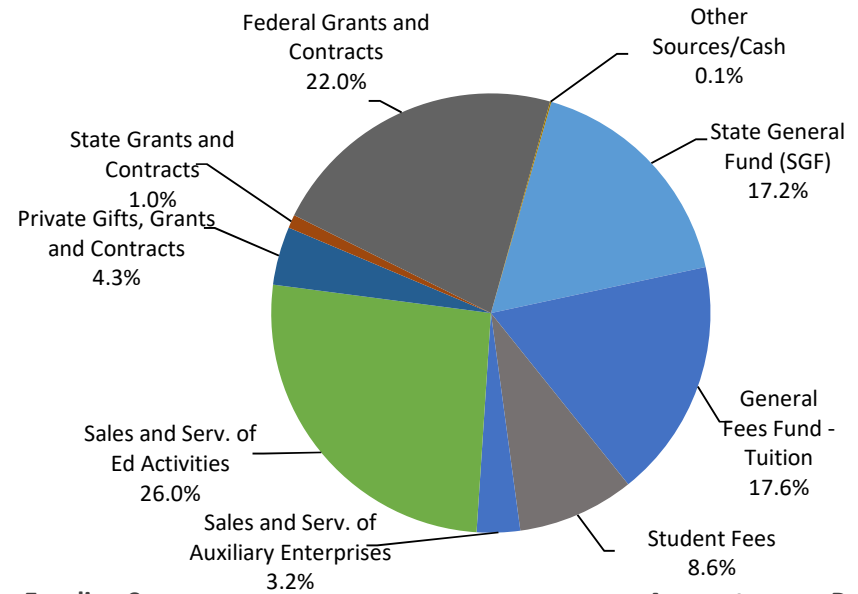
	<u>Page</u>		<u>Page</u>
<b><u>General Administration</u></b>		<b><u>Security</u></b>	
Human Resources, Office of	667	WSU Police Department	738
Minority Faculty and Staff Association	670		
Staff Training and Development	671	<b><u>Special Projects</u></b>	
Purchasing, Office of	672	Operations - Other Operating Expenditures	742
HR - Background Checks	674	Auto Service	743
Shuttle Bus	675	213 Mead	745
General Expense	676	LETC Utilities & Maintenance	746
Telecommunication Services	677	Campus Service	747
Postal Services	678	Facility Rental	749
Environmental Health and Safety	680		
Animal Safety	682	<b>Physical Plant Program Summary - 96000</b>	750
Strategic Engagement & Planning	683		
Diversity, Military & Vet Programs	685	<b>SCHOLARSHIPS AND FELLOWSHIPS - 47000</b>	
		<b><u>Scholarships</u></b>	
<b><u>Public Relations and Development</u></b>		EOF - Non-Traditional Student Scholarship	752
Alumni	687	EOF- Student Grants	753
Strategic Communications	689	Graduate Teaching Assistant Tuition Fellowships	754
Creative Services	692	Scholarships	755
Commencement	693	Employee Dependent Scholarships	756
Badge/Life Long Learning	694	Pell Grants	757
		Scholarships - Academic Affairs	758
<b>Institutional Support Program Summary - 41000</b>	695		
		<b><u>Supplemental Opportunity Grants</u></b>	
<b>PHYSICAL PLANT OPERATIONS - 96000</b>		SEOG Grants	759
<b><u>Physical Plant Administration</u></b>		Perkins Loan Fund	760
Facilities Services Director's Office	697		
Architectural and Engineering Service	699	<b>Scholarships Program Summary - 47000</b>	761
Facilities Planning	700		
		<b>DEBT SERVICE-ACADEMIC BUILDINGS - 98000</b>	
<b><u>General Maintenance</u></b>		WSU RSC Debt Service	763
Mechanical Maintenance	702	Research Building	764
Paint Shop	704	Custom Energy Debt Service	765
Carpentry Shop	706	Woolsey Hall Debt Service	766
Locksmith Shop	708	Honors College Debt Service	767
Plumbing Shop	710		
Electrical Shop	712	<b>Debt Service Program Summary - 98000</b>	768
HVAC Shop	714		
EMS	716	<b>AUXILIARY ENTERPRISES - 48000</b>	
Auxiliary Maintenance	718	Housing and Residence Life	770
Elevator Service	720	Parking System Revenue Fund	774
Landscape and Ground Maintenance	721	Parking System Maintenance and Construction	776
Custodial Maintenance	724		
		<b>Auxiliary Enterprises Program Summary - 48000</b>	777
<b><u>Utilities</u></b>		<b>SERVICE CLEARING - 97000</b>	
Central Energy Plant	730	Automobile Clearing	779
Physical Plant Utilities	732	Postal Clearing	780
Other Fuels	733	Physical Plant Stores Clearing	781
Utility Contingency	734	Telecommunications Clearing	782
Gasoline	735	Storeroom Clearing	784
Refuse Service	736	Shocker Printing Solutions Clearing	786
Hazardous Waste Disposal	737		
		<b>Service Clearing Program Summary - 97000</b>	788

# Wichita State University Operating Funding Sources

### General Use Funds (SGF & Tuition)



### All Funds



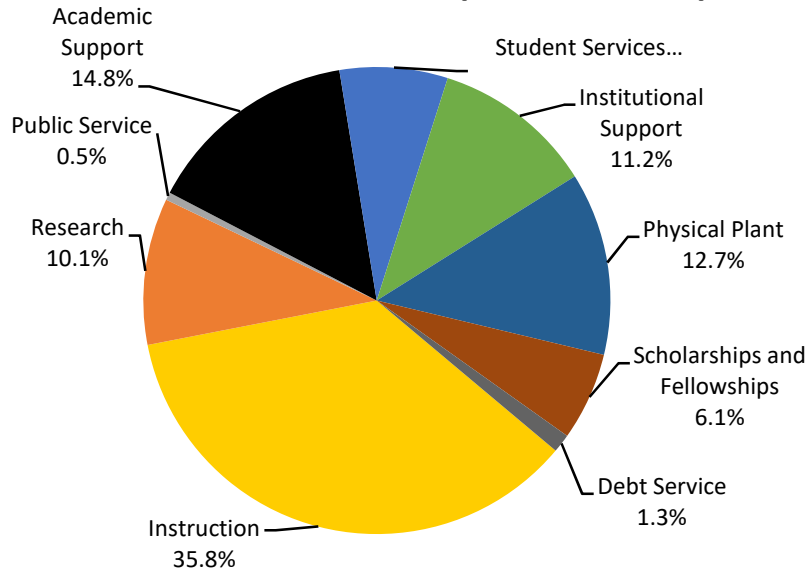
<u>Funding Source</u>	<u>Amount</u>	<u>Percent</u>
State General Fund (SGF)		
SGF: General Operating	\$ 67,323,320	39.5%
SGF: Aviation Research - KART	9,799,000	5.8%
SGF: Aviation Infrastructure - NCAT	5,095,500	3.0%
SGF: Tech. Transfer Facility - Innovation	1,959,700	1.2%
Total State General Fund	<u>\$ 84,177,520</u>	<u>49.4%</u>
General Fees Fund - Tuition	\$ 86,135,427	50.6%
<b>Total Funding Sources</b>	<b><u><u>\$ 170,312,947</u></u></b>	<b><u><u>100.0%</u></u></b>

<u>Funding Source</u>	<u>Amount</u>	<u>Percent</u>
General Use Funds		
State General Fund (SGF)	\$ 84,177,520	17.2%
General Fees Fund - Tuition	86,135,427	17.6%
Restricted Use Funds		
Student Fees	42,183,815	8.6%
Sales and Serv. of Auxiliary Enterprises	15,601,348	3.2%
Sales and Serv. of Ed Activities	127,330,957	26.0%
Private Gifts, Grants and Contracts	21,054,232	4.3%
State Grants and Contracts	4,812,012	1.0%
Federal Grants and Contracts	107,667,302	22.0%
Other Sources/Cash	513,009	0.1%
<b>Total Funding Sources</b>	<b><u><u>\$ 489,475,622</u></u></b>	<b><u><u>100.0%</u></u></b>

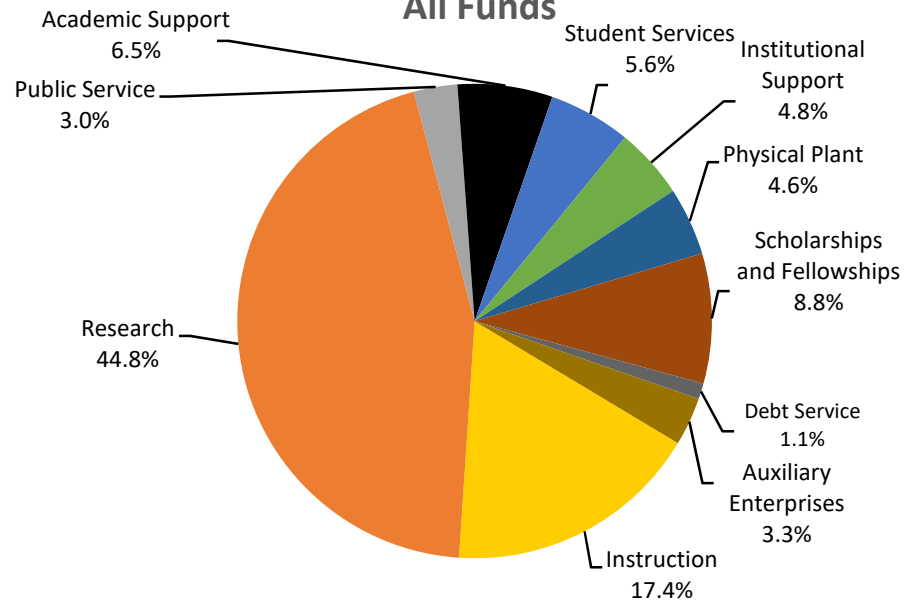
Summary excludes nonreportable expenditures

# Wichita State University Where Dollars Go by Program

### GENERAL USE FUNDS (SGF & TUITION)



### All Funds



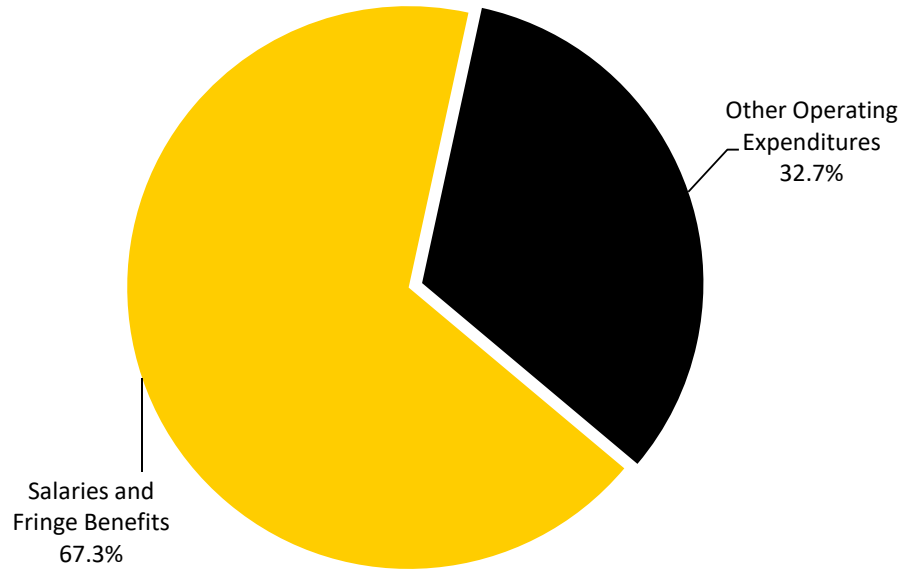
<u>Budget by Program</u>	<u>Amount</u>	<u>Percent</u>
Instruction	\$ 61,042,336	35.8%
Research	17,285,385	10.1%
Public Service	923,036	0.5%
Academic Support	25,174,940	14.8%
Student Services	12,744,932	7.5%
Institutional Support	19,030,603	11.2%
Physical Plant	21,567,584	12.7%
Scholarships and Fellowships	10,378,424	6.1%
Debt Service	2,165,707	1.3%
<b>Total Expenditures</b>	<b>\$ 170,312,947</b>	<b>100.0%</b>

<u>Budget by Program</u>	<u>Amount</u>	<u>Percent</u>
Instruction	\$ 85,366,849	17.4%
Research	219,472,204	44.8%
Public Service	14,460,168	3.0%
Academic Support	31,684,478	6.5%
Student Services	27,465,000	5.6%
Institutional Support	23,639,524	4.8%
Physical Plant	22,748,462	4.6%
Scholarships and Fellowships	43,312,683	8.8%
Debt Service	5,265,067	1.1%
Auxiliary Enterprises	16,061,187	3.3%
<b>Total Expenditures</b>	<b>\$ 489,475,622</b>	<b>100.0%</b>

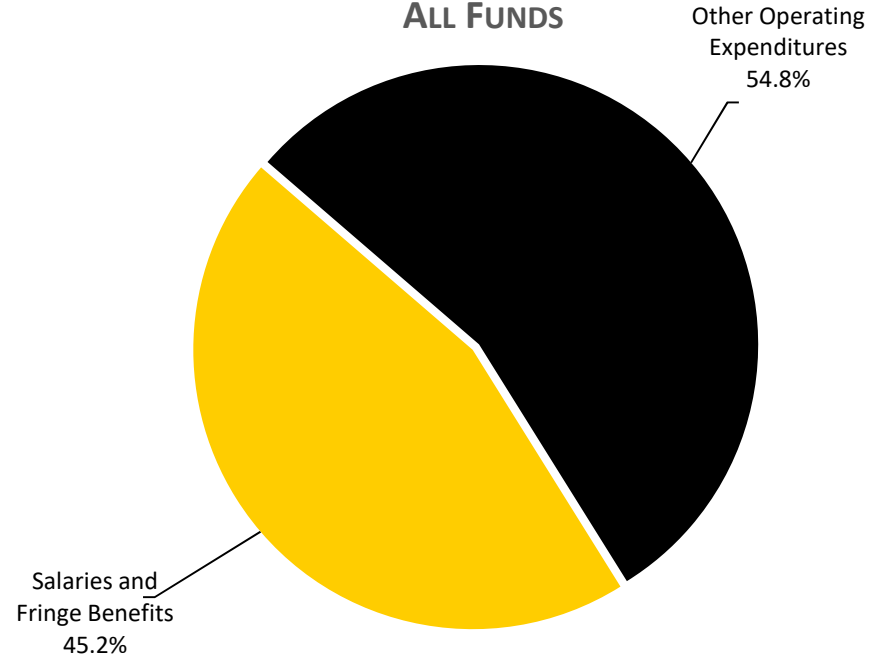
Summary excludes nonreportable expenditures

## Wichita State University Where Dollars Go by Expenditure Class

### GENERAL USE FUNDS (SGF & TUITION)



### ALL FUNDS



<u>Expenditure Classification</u>	<u>Amount</u>	<u>Percent</u>
Salaries and Fringe Benefits	\$ 114,618,474	67.3%
Other Operating Expenditures	55,694,473	32.7%
<b>Total Expenditures</b>	<b>\$ 170,312,947</b>	<b>100.0%</b>

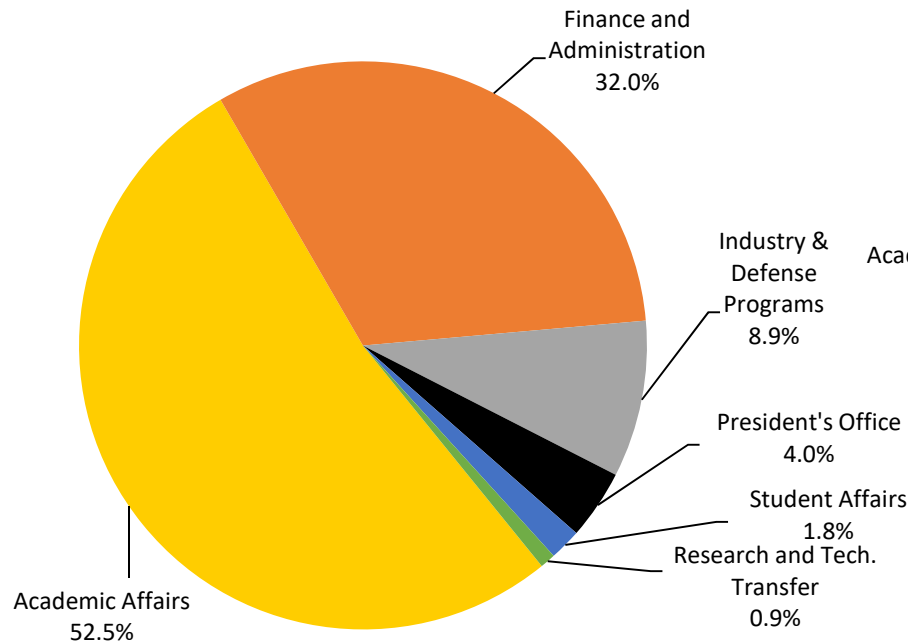
<u>Expenditure Classification</u>	<u>Amount</u>	<u>Percent</u>
Salaries and Fringe Benefits	\$ 221,364,077	45.2%
Other Operating Expenditures	268,111,545	54.8%
<b>Total Expenditures</b>	<b>\$ 489,475,622</b>	<b>100.0%</b>

*Summary excludes nonreportable expenditures*

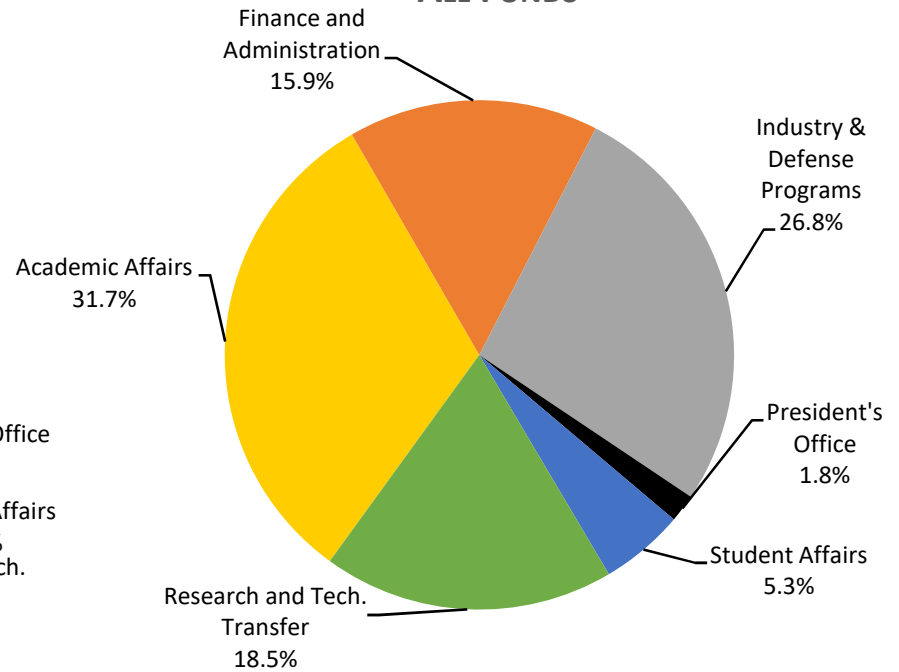


# Wichita State University Where Dollars Go by Division

### GENERAL USE FUNDS (SGF & TUITION)



### ALL FUNDS



<u>Budget Program</u>	<u>Amount</u>	<u>Percent</u>
Academic Affairs	\$ 89,352,603	52.5%
Finance and Administration	54,450,677	32.0%
Industry & Defense Programs	15,188,208	8.9%
President's Office	6,753,122	4.0%
Student Affairs	3,061,275	1.8%
Research and Tech. Transfer	1,507,062	0.9%
<b>Total Expenditures</b>	<b>\$ 170,312,947</b>	<b>100.0%</b>

<u>Budget Program</u>	<u>Amount</u>	<u>Percent</u>
Academic Affairs	\$ 154,959,496	31.7%
Finance and Administration	77,841,010	15.9%
Industry & Defense Programs	131,403,456	26.8%
President's Office	8,685,595	1.8%
Student Affairs	26,129,430	5.3%
Research and Tech. Transfer	90,456,635	18.5%
<b>Total Expenditures</b>	<b>\$ 489,475,622</b>	<b>100.0%</b>

Summary excludes nonreportable expenditures

**Wichita State University**  
**FY 2022 Annual Operating Budget**  
**Budget Terms and Definitions**

**Funding Terms and Definitions:**

State General Fund

Appropriations made by the Governor and Legislature from state tax revenues. For FY 2022, WSU has four unique State General Funds:

- |  |           |
|--|-----------|
| 1. State General Fund-Operating Expenditures       | 1000-0003 |
| 2. State General Fund-Technology Transfer Facility | 1000-0005 |
| 3. State General Fund-Aviation Infrastructure      | 1000-0010 |
| 4. State General Fund-Aviation Research            | 1000-0015 |

The State General Fund-Operating Expenditures is the appropriation for general university operating expenditures including both salaries and fringe benefits and OOE. For FY 2022, the legislature appropriated amounts for targeted areas within the university. Separate budget units were established within the State General Fund to account for these appropriations. These include \$1.96 million for the technology transfer facility (SGF-Technology Transfer Facility), \$5.09 million for training and equipment expenditures of the National Center for Aviation Training (SGF-Aviation Infrastructure), and \$9.8 million for aviation research at NIAR (SGF-Aviation Research).

General Fees

Revenue derived from the collection of student tuition. Expenditures from general fees may be made for salaries and wages and other operating expenditures.

General Use Funds

The combined revenues from state tax dollars (State General Fund) and tuition revenues (General Fees).

Restricted Fees

Special revenues that must be used solely for the specific purpose collected. Restricted fees include revenues for workshops, music events, gifts and grants for teaching and research, investment income, student fees, etc.

**Wichita State University**  
**FY 2022 Annual Operating Budget**  
**Budget Terms and Definitions**

**Funding Terms and Definitions: (cont.)**

Student Fees

Revenue collected from students at the time of enrollment to cover the costs of student-related activities. Student fees, Health and Wellness and the ICAA fees are assessed on a three tiered, flat fee structure, and are based on the type of student (undergraduate/graduate), number of enrolled credit hours, and in which semester classes are taken.

Educational Opportunity Fund

The Educational Opportunity Fund was established to provide funding for academic scholarships and fellowships for both graduate and undergraduate students; need-based grants, including awards to students with special expenses such as child care or groups of students who have been historically under-represented in higher education; salaries or grants for students participating in public and community service programs; and salaries for students employed in campus student service programs such as tutoring, day care, and peer counseling.

**Wichita State University  
FY 2022 Annual Operating Budget  
Budget Terms and Definitions**

**Expenditure Terms and Definitions:**

University Support Staff Salaries

Salaries for University Support Staff (USS).

Unclassified Salaries

Salaries for faculty, unclassified professional staff, lecturers, adjunct faculty, and graduate assistants.

Student Salaries

Salaries paid on an hourly basis to enrolled students who perform technical, clerical or custodial services to the campus.

Shrinkage

The amount of savings the University must generate from employee turnover. The FY 2022 shrinkage rate is 2.28% of budgeted salary and fringe benefit dollars.

Other Operating Expenditures

Amounts budgeted for all University operating expenditures except salaries and fringe benefits and capital improvements. Referred to as OOE, major examples of expenditures include equipment, supplies, library acquisitions, travel, communications, printing, postage, etc.

**Wichita State University  
 FY 2022 Annual Operating Budget  
 Tuition Rates for Fiscal Years 2021 and 2022**

	<b><u>FY 2021 Amount Per Credit Hour</u></b>	<b><u>FY 2022 Amount Per Credit Hour</u></b>	<b><u>Amount Increase</u></b>	<b><u>Percent Increase</u></b>
<b><u>Resident Undergraduate</u></b>	\$ 228.09	\$ 228.09	\$ -	0.00%
<b><u>Resident Graduate</u></b>	\$ 307.98	\$ 307.98	\$ -	0.00%
<b><u>Non-Resident Undergraduate</u></b>	\$ 540.27	\$ 540.27	\$ -	0.00%
<b><u>Non-Resident Graduate</u></b>	\$ 756.38	\$ 756.38	\$ -	0.00%

**Wichita State University  
FY 2022 Annual Operating Budget  
Fringe Benefits Rates**

The following FY 2022 fringe benefits rates were issued by the State Division of Budget and used in calculating the FY 2022 Annual Operating Budget:

<b>KPERS</b>	14.090%	
<b>Regents Retirement Program</b>	8.500%	
<b>KPERS Death and Disability Benefit</b>	1.000%	
<b>FICA</b>	7.650%	(FICA computed at 6.20% on a \$141,900 maximum salary for paychecks issued July 1 through December 31, 2021, and a \$147,000 maximum salary for paychecks issued January 1 through June 30, 2022. The Medicare percentage of 1.45% has no maximum salary limit).
<b>Workers Compensation</b>	0.308%	
<b>Unemployment Compensation</b>	0.080%	
<b>Leave Upon Retirement Assessment</b>	0.660%	
<b><u>Single Member Health Insurance</u></b>		
Full-Time Employee	\$7,836	
Part-Time Employee	\$6,210	
<b><u>Family Health Insurance</u></b>		
Full-Time Employee	\$3,705	
Part-Time Employee	\$2,928	
<b>Shrinkage Rate</b>	2.280%	

**Wichita State University**  
**Table I - Expenditure Summary**

	FY 2021 Budget			FY 2022 Budget		
	Salaries & Benefits	Other Operating Exp.	Total	Salaries & Benefits	Other Operating Exp.	Total
<b>I. Educational and General</b>						
<b>General Use Funds:</b>						
<b>State General Fund</b>						
Operating Expenditures	\$ 68,422,512	\$ 103,464	\$ 68,525,976	\$ 67,229,240	\$ 94,080	\$ 67,323,320
Aviation Research - KART	-	10,000,000	10,000,000	-	9,799,000	9,799,000
Aviation Infrastructure - NCAT	-	5,200,000	5,200,000	-	5,095,500	5,095,500
Innovation Campus	-	2,000,000	2,000,000	-	1,959,700	1,959,700
<b>Subtotal General Revenue Funds</b>	<b>68,422,512</b>	<b>17,303,464</b>	<b>85,725,976</b>	<b>67,229,240</b>	<b>16,948,280</b>	<b>84,177,520</b>
<b>General Fees Funds (Tuition)</b>						
General Fees	48,679,725	36,298,734	84,978,459	47,389,234	38,536,193	85,925,427
General Fees - Grant Match	-	190,000	190,000	-	210,000	210,000
<b>Subtotal General Fees Funds</b>	<b>48,679,725</b>	<b>36,488,734</b>	<b>85,168,459</b>	<b>47,389,234</b>	<b>38,746,193</b>	<b>86,135,427</b>
<b>Subtotal General Use Funds</b>	<b>\$ 117,102,237</b>	<b>\$ 53,792,198</b>	<b>\$ 170,894,435</b>	<b>\$ 114,618,474</b>	<b>\$ 55,694,473</b>	<b>\$ 170,312,947</b>
<b>Restricted Use Funds:</b>						
Restricted Fees	\$ 74,857,719	\$ 55,426,718	\$ 130,284,437	\$ 88,755,519	\$ 84,099,966	\$ 172,855,485
Kan-Grow Engineering Fund	791,152	368,496	1,159,648	-	904,537	904,537
Faculty of Distinction - Matching	22,145	-	22,145	19,324	-	19,324
Sponsored Research Overhead	2,535,422	6,697,846	9,233,268	5,380,717	9,976,665	15,357,382
University Federal Fund	10,909,784	45,980,000	56,889,784	10,113,363	70,609,580	80,722,943
Scholarship, Grants and Work Study	306,778	32,389,081	32,695,859	305,777	32,949,081	33,254,858
<b>Subtotal Restricted Use Funds</b>	<b>\$ 89,423,000</b>	<b>\$ 140,862,141</b>	<b>\$ 230,285,141</b>	<b>\$ 104,574,700</b>	<b>\$ 198,539,829</b>	<b>\$ 303,114,529</b>
<b>Total Education and General</b>	<b>\$ 206,525,237</b>	<b>\$ 194,654,339</b>	<b>\$ 401,179,576</b>	<b>\$ 219,193,174</b>	<b>\$ 254,234,302</b>	<b>\$ 473,427,476</b>
<b>II. Auxiliary Enterprises</b>						
Dormitory Operations, Including Bond and Interest Sinking Funds	\$ 1,826,056	\$ 12,717,903	\$ 14,543,959	\$ 1,771,414	\$ 12,566,882	\$ 14,338,296
On Campus Parking, Including Bond and Interest Sinking Funds	329,989	1,380,176	1,710,165	399,489	1,310,361	1,709,850
<b>Total Auxiliary Enterprises</b>	<b>\$ 2,156,045</b>	<b>\$ 14,098,079</b>	<b>\$ 16,254,124</b>	<b>\$ 2,170,903</b>	<b>\$ 13,877,243</b>	<b>\$ 16,048,146</b>
<b>Total Operating Budget</b>	<b>\$ 208,681,282</b>	<b>\$ 208,752,418</b>	<b>\$ 417,433,700</b>	<b>\$ 221,364,077</b>	<b>\$ 268,111,545</b>	<b>\$ 489,475,622</b>

Summary excludes nonreportable expenditures

**Wichita State University**  
**Table II - Operating Budget Summary by Program**

Program	General Use			Restricted Use		
	Salaries & Benefits	Other Operating Exp.	Total	Salaries & Benefits	Other Operating Exp.	Total
<b>Instruction - 42000</b>						
General Academic Instruction	\$ 55,593,581	\$ 3,384,730	\$ 58,978,311	\$ 17,571,964	\$ 6,698,229	\$ 24,270,193
Summer Session	1,974,025	90,000	2,064,025	16,306	38,014	54,320
<b>Subtotal - Instruction</b>	<b>57,567,606</b>	<b>3,474,730</b>	<b>61,042,336</b>	<b>17,588,270</b>	<b>6,736,243</b>	<b>24,324,513</b>
<b>Research - 45000</b>						
Institutes and Research Centers	311,539	16,854,200	17,165,739	60,292,677	139,293,325	199,586,002
Individual or Project Research	-	119,646	119,646	2,472,617	128,200	2,600,817
<b>Subtotal - Research</b>	<b>311,539</b>	<b>16,973,846</b>	<b>17,285,385</b>	<b>62,765,294</b>	<b>139,421,525</b>	<b>202,186,819</b>
<b>Public Service - 46000</b>						
Community Services	-	1,073	1,073	2,935,775	561,876	3,497,651
Public Broadcasting	405,919	9,826	415,745	1,218,627	237,505	1,456,132
Community Education	502,142	4,076	506,218	6,705,533	1,877,816	8,583,349
<b>Subtotal - Public Service</b>	<b>908,061</b>	<b>14,975</b>	<b>923,036</b>	<b>10,859,935</b>	<b>2,677,197</b>	<b>13,537,132</b>
<b>Academic Support - 43000</b>						
Libraries	3,182,039	2,630,822	5,812,861	116,752	177,915	294,667
Museums and Galleries	611,126	22,407	633,533	65,299	47,649	112,948
Audio Visual Services	1,437,749	64,643	1,502,392	182,193	332,766	514,959
Computing Support	5,606,380	2,482,170	8,088,550	-	524,500	524,500
Ancillary Support	175,731	85,854	261,585	74,747	1,377	76,124
Academic Administration	8,348,669	527,350	8,876,019	2,780,724	2,051,743	4,832,467
Academic Person Development	-	-	-	153,873	-	153,873
<b>Subtotal - Academic Support</b>	<b>19,361,694</b>	<b>5,813,246</b>	<b>25,174,940</b>	<b>3,373,588</b>	<b>3,135,950</b>	<b>6,509,538</b>
<b>Student Services - 44000</b>						
Student Services Administration	710,682	26,065	736,747	-	-	-
Social and Cultural Development	3,026,493	497,626	3,524,119	5,236,078	4,782,608	10,018,686
Counseling and Career Guidance	663,245	14,252	677,497	569,136	32,514	601,650
Financial Aid Administration	1,357,858	23,236	1,381,094	88,789	62,892	151,681
Intercollegiate Athletics	2,360,847	-	2,360,847	962,150	-	962,150
Student Recruitment, Admissions, and Records	3,406,439	658,189	4,064,628	1,345,825	1,640,076	2,985,901
<b>Subtotal - Student Services</b>	<b>11,525,564</b>	<b>1,219,368</b>	<b>12,744,932</b>	<b>8,201,978</b>	<b>6,518,090</b>	<b>14,720,068</b>
<b>Institutional Support -41000</b>						
Executive Management	4,852,974	379,115	5,232,089	685,352	128,768	814,120
Fiscal Operations	3,195,030	1,242,966	4,437,996	484,228	442,748	926,976
General Administration	3,292,847	4,227,133	7,519,980	328,341	1,899,931	2,228,272
Public Relations and Development	1,736,785	103,753	1,840,538	122,119	517,434	639,553
<b>Subtotal - Institutional Support</b>	<b>13,077,636</b>	<b>5,952,967</b>	<b>19,030,603</b>	<b>1,620,040</b>	<b>2,988,881</b>	<b>4,608,921</b>
<b>Physical Plant Operations - 96000</b>						
Physical Plant Administration	1,260,628	148,777	1,409,405	152,554	264,440	416,994
General Maintenance	6,893,312	1,111,010	8,004,322	-	-	-
Utilities	487,977	6,097,273	6,585,250	-	376,000	376,000
Security	2,798,652	239,500	3,038,152	-	40,000	40,000
Special Projects	425,805	2,104,650	2,530,455	-	347,884	347,884
<b>Subtotal - Physical Plant Operations</b>	<b>11,866,374</b>	<b>9,701,210</b>	<b>21,567,584</b>	<b>152,554</b>	<b>1,028,324</b>	<b>1,180,878</b>



**Wichita State University**  
**Table II - Operating Budget Summary by Program**

Program	General Use			Restricted Use		
	Salaries & Benefits	Other Operating Exp.	Total	Salaries & Benefits	Other Operating Exp.	Total
<b>Scholarships and Fellowships - 47000</b>						
Scholarships	-	10,168,424	10,168,424	-	32,222,000	32,222,000
Supplemental Opportunity Grants	-	210,000	210,000	-	572,259	572,259
Student Loans	-	-	-	-	140,000	140,000
<b>Subtotal - Scholarships and Fellowships</b>	<b>-</b>	<b>10,378,424</b>	<b>10,378,424</b>	<b>-</b>	<b>32,934,259</b>	<b>32,934,259</b>
<b>Debt Service - Academic Buildings - 98000</b>	<b>-</b>	<b>2,165,707</b>	<b>2,165,707</b>	<b>-</b>	<b>3,099,360</b>	<b>3,099,360</b>
<b>Auxiliary Enterprises - 48000</b>	<b>-</b>	<b>-</b>	<b>-</b>	<b>2,183,944</b>	<b>13,877,243</b>	<b>16,061,187</b>
<b>Total Operating Budget</b>	<b>114,618,474</b>	<b>55,694,473</b>	<b>170,312,947</b>	<b>106,745,603</b>	<b>212,417,072</b>	<b>319,162,675</b>
<b>Grand Total Operating Budget</b>	<b>221,364,077</b>	<b>268,111,545</b>	<b>489,475,622</b>			

*Summary excludes nonreportable expenditures*

**Wichita State University**  
**Table III - Budget Comparison by Program**

Program Description	FY 2021 Budget			FY 2022 Budget		
	Salaries & Benefits	Other Operating Exp.	Total	Salaries & Benefits	Other Operating Exp.	Total
<b>I. Educational and General</b>						
<b>A. Educational Program</b>						
Instruction	GU \$ 58,850,134	\$ 3,276,640	\$ 62,126,774	\$ 57,567,606	\$ 3,474,730	\$ 61,042,336
	RU 16,905,289	4,544,828	21,450,117	17,588,270	6,736,243	24,324,513
Academic Support	GU 19,045,920	5,963,259	25,009,179	19,361,694	5,813,246	25,174,940
	RU 4,077,937	2,870,582	6,948,519	3,373,588	3,135,950	6,509,538
Student Services	GU 11,322,887	1,236,313	12,559,200	11,525,564	1,219,368	12,744,932
	RU 7,532,905	6,467,851	14,000,756	8,201,978	6,518,090	14,720,068
Institutional Support	GU 14,029,387	5,353,757	19,383,144	13,077,636	5,952,967	19,030,603
	RU 2,014,156	2,316,364	4,330,520	1,620,040	2,988,881	4,608,921
<b>Subtotal Educational Program</b>	<b>GU \$ 103,248,328</b>	<b>\$ 15,829,969</b>	<b>\$ 119,078,297</b>	<b>\$ 101,532,500</b>	<b>\$ 16,460,311</b>	<b>\$ 117,992,811</b>
	<b>RU \$ 30,530,287</b>	<b>\$ 16,199,625</b>	<b>\$ 46,729,912</b>	<b>\$ 30,783,876</b>	<b>\$ 19,379,164</b>	<b>\$ 50,163,040</b>
<b>B. Physical Plant</b>	GU 12,565,383	8,578,015	21,143,398	11,866,374	9,701,210	21,567,584
	RU 46,786	1,870,251	1,917,037	152,554	1,028,324	1,180,878
<b>C. Research</b>	GU 315,392	17,325,504	17,640,896	311,539	16,973,846	17,285,385
	RU 47,486,359	85,713,808	133,200,167	62,765,294	139,421,525	202,186,819
<b>D. Public Service</b>	GU 973,134	14,475	987,609	908,061	14,975	923,036
	RU 11,351,568	2,238,198	13,589,766	10,859,935	2,677,197	13,537,132
<b>E. Scholarships/Fellowships</b>	GU -	9,375,226	9,375,226	-	10,378,424	10,378,424
	RU -	32,374,259	32,374,259	-	32,934,259	32,934,259
<b>F. Debt Service - Academic Buildings</b>	GU -	2,669,009	2,669,009	-	2,165,707	2,165,707
	RU -	2,466,000	2,466,000	-	3,099,360	3,099,360
<b>Subtotal Educational and General</b>	<b>GU \$ 117,102,237</b>	<b>\$ 53,792,198</b>	<b>\$ 170,894,435</b>	<b>\$ 114,618,474</b>	<b>\$ 55,694,473</b>	<b>\$ 170,312,947</b>
	<b>RU \$ 89,415,000</b>	<b>\$ 140,862,141</b>	<b>\$ 230,277,141</b>	<b>\$ 104,561,659</b>	<b>\$ 198,539,829</b>	<b>\$ 303,101,488</b>
<b>II. Auxiliary Enterprises</b>						
<b>G. Auxiliary Enterprises</b>						
	GU \$ -	\$ -	\$ -	\$ -	\$ -	\$ -
	RU 2,164,045	14,098,079	16,262,124	2,183,944	13,877,243	16,061,187
<b>Grand Total Operating Budget</b>	<b>GU \$ 117,102,237</b>	<b>\$ 53,792,198</b>	<b>\$ 170,894,435</b>	<b>\$ 114,618,474</b>	<b>\$ 55,694,473</b>	<b>\$ 170,312,947</b>
	<b>RU \$ 91,579,045</b>	<b>\$ 154,960,220</b>	<b>\$ 246,539,265</b>	<b>\$ 106,745,603</b>	<b>\$ 212,417,072</b>	<b>\$ 319,162,675</b>
<b>Grand Total Operating Budget, GU and RU</b>	<b>\$ 208,681,282</b>	<b>\$ 208,752,418</b>	<b>\$ 417,433,700</b>	<b>221,364,077</b>	<b>268,111,545</b>	<b>489,475,622</b>

Summary excludes nonreportable expenditures

**Wichita State University**  
**Table IV - Budgeted Positions Summary by Program**

Program	USS Full-Time Equivalent (FTE) Positions			Unclassified Full-Time Equivalent (FTE) Positions		
	General	Restricted	Total	General	Restricted	Total
	Use	Use		Use	Use	
<b>Instruction - 42000</b>						
General Academic Instruction	13.58	1.42	15.00	536.53	161.72	698.25
Summer Session	0.00	0.00	0.00	0.00	0.00	0.00
<b>Subtotal - Instruction</b>	<b>13.58</b>	<b>1.42</b>	<b>15.00</b>	<b>536.53</b>	<b>161.72</b>	<b>698.25</b>
<b>Research - 45000</b>						
Institutes and Research Centers	0.00	0.00	0.00	5.00	425.38	430.38
Individual or Project Research	0.00	0.00	0.00	0.00	21.47	21.47
<b>Subtotal - Research</b>	<b>0.00</b>	<b>0.00</b>	<b>0.00</b>	<b>5.00</b>	<b>446.85</b>	<b>451.85</b>
<b>Public Service - 46000</b>						
Community Services	0.00	1.00	1.00	0.00	38.39	38.39
Public Broadcasting	0.00	0.00	0.00	3.63	18.37	22.00
Community Education	2.00	0.00	2.00	4.75	101.68	106.43
<b>Subtotal - Public Service</b>	<b>2.00</b>	<b>1.00</b>	<b>3.00</b>	<b>8.38</b>	<b>158.44</b>	<b>166.82</b>
<b>Academic Support - 43000</b>						
Libraries	15.00	0.00	15.00	32.00	0.00	32.00
Museums and Galleries	0.00	0.00	0.00	8.43	0.57	9.00
Audio Visual Services	1.00	1.00	2.00	18.97	2.11	21.08
Computing Support	0.00	0.00	0.00	62.00	0.00	62.00
Ancillary Support	1.00	1.00	2.00	1.78	0.22	2.00
Academic Administration	2.73	0.27	3.00	80.95	32.36	113.31
Academic Person Development	0.00	0.00	0.00	0.00	0.50	0.50
<b>Subtotal - Academic Support</b>	<b>19.73</b>	<b>2.27</b>	<b>22.00</b>	<b>204.13</b>	<b>35.76</b>	<b>239.89</b>
<b>Student Services - 44000</b>						
Student Services Administration	0.00	0.00	0.00	13.00	0.00	13.00
Social and Cultural Development	1.00	3.50	4.50	41.04	62.43	103.47
Counseling and Career Guidance	0.00	0.00	0.00	8.54	4.21	12.75
Financial Aid Administration	1.00	0.00	1.00	19.65	1.35	21.00
Intercollegiate Athletics	0.00	0.00	0.00	21.18	7.82	29.00
Student Recruitment, Admissions, and Records	3.00	0.00	3.00	55.87	21.88	77.75
<b>Subtotal - Student Services</b>	<b>5.00</b>	<b>3.50</b>	<b>8.50</b>	<b>159.28</b>	<b>97.69</b>	<b>256.97</b>
<b>Institutional Support -41000</b>						
Executive Management	0.00	0.00	0.00	25.58	5.14	30.72
Fiscal Operations	2.24	0.39	2.63	36.98	5.32	42.30
General Administration	4.00	3.00	7.00	36.25	2.00	38.25
Public Relations and Development	2.00	0.00	2.00	21.59	0.91	22.50
<b>Subtotal - Institutional Support</b>	<b>8.24</b>	<b>3.39</b>	<b>11.63</b>	<b>120.40</b>	<b>13.37</b>	<b>133.77</b>
<b>Physical Plant Operations - 96000</b>						
Physical Plant Administration	4.00	0.00	4.00	10.21	1.79	12.00
General Maintenance	140.00	0.00	140.00	14.00	0.00	14.00
Utilities	6.00	0.00	6.00	2.00	0.00	2.00
Security	35.00	0.00	35.00	4.84	0.00	4.84
Special Projects	8.00	0.00	8.00	1.00	0.00	1.00
<b>Subtotal - Physical Plant Operations</b>	<b>193.00</b>	<b>0.00</b>	<b>193.00</b>	<b>32.05</b>	<b>1.79</b>	<b>33.84</b>

**Wichita State University**  
**Table IV - Budgeted Positions Summary by Program**

Program	USS Full-Time Equivalent (FTE) Positions			Unclassified Full-Time Equivalent (FTE) Positions		
	General	Restricted	Total	General	Restricted	Total
	Use	Use		Use	Use	
<b>Scholarships and Fellowships - 47000</b>						
Scholarships	0.00	0.00	0.00	0.00	0.00	0.00
Supplemental Opportunity Grants	0.00	0.00	0.00	0.00	0.00	0.00
<b>Subtotal - Scholarships and Fellowships</b>	<b>0.00</b>	<b>0.00</b>	<b>0.00</b>	<b>0.00</b>	<b>0.00</b>	<b>0.00</b>
<b>Debt Service - Academic Buildings - 98000</b>	<b>0.00</b>	<b>0.00</b>	<b>0.00</b>	<b>0.00</b>	<b>0.00</b>	<b>0.00</b>
<b>Auxiliary Enterprises - 48000</b>	<b>0.00</b>	<b>14.00</b>	<b>14.00</b>	<b>0.00</b>	<b>19.62</b>	<b>19.62</b>
<b>Service Clearing - 97000</b>	<b>0.00</b>	<b>2.00</b>	<b>2.00</b>	<b>0.00</b>	<b>12.50</b>	<b>12.50</b>
<b>Total Operating Budget</b>	<b>241.55</b>	<b>27.58</b>	<b>269.13</b>	<b>1,065.77</b>	<b>947.74</b>	<b>2,013.51</b>
<b>Grand Total Operating Budget Unclassified &amp; USS</b>	<b>1,307.32</b>	<b>975.32</b>	<b>2,282.64</b>			

**Wichita State University**  
**Table V - FY 2022 Adopted Budget by Division, and College/Department**

Division and College/Department	Full-Time Equivalent (FTE)			Personnel			Other Operating Expenditures			Total Budget		
	Source		Total	Source		Total	Source		Total	Source		Total
	GU	RU		GU	RU		GU	RU		GU	RU	
<b>Office of the President</b>												
Office of the President	5.94	1.06	7.00	\$ 1,316,618	\$ 329,816	\$ 1,646,434	\$ 119,213	\$ 2,533	\$ 121,746	\$ 1,435,831	\$ 332,349	\$ 1,768,180
General Counsel	3.23	-	3.23	592,395	28,322	620,717	36,839	-	36,839	629,234	28,322	657,556
Intercollegiate Athletics	21.18	7.82	29.00	2,360,847	962,150	3,322,997	-	-	-	2,360,847	962,150	3,322,997
Institutional Equity and Compliance	4.25	-	4.25	533,034	-	533,034	175,254	-	175,254	708,288	-	708,288
Strategic Communications	15.87	0.63	16.50	1,317,370	95,411	1,412,781	301,552	514,241	815,793	1,618,922	609,652	2,228,574
<b>Total - Office of the President</b>	<b>50.46</b>	<b>9.52</b>	<b>59.98</b>	<b>\$ 6,120,264</b>	<b>\$ 1,415,699</b>	<b>\$ 7,535,963</b>	<b>\$ 632,858</b>	<b>\$ 516,774</b>	<b>\$ 1,149,632</b>	<b>\$ 6,753,122</b>	<b>\$ 1,932,473</b>	<b>\$ 8,685,595</b>
<b>Academic Affairs</b>												
Academic Affairs Direct	28.93	29.32	58.25	\$ 3,864,695	\$ 2,081,015	\$ 5,945,710	\$ 2,837,512	\$ 1,715,376	\$ 4,552,888	\$ 6,702,207	\$ 3,796,391	\$ 10,498,598
Strategic Engagement and Planning	3.00	75.04	78.04	357,156	6,705,318	7,062,474	15,825	1,337,197	1,353,022	372,981	8,042,515	8,415,496
Academic Programs	5.40	1.60	7.00	843,868	108,533	952,401	34,276	6,586	40,862	878,144	115,119	993,263
Barton School of Business	52.18	40.57	92.75	7,590,076	5,417,232	13,007,308	-	2,110,713	2,110,713	7,590,076	7,527,945	15,118,021
Cohens Honors College	5.00	-	5.00	455,754	91,401	547,155	69,168	51,580	120,748	524,922	142,981	667,903
College of Applied Studies	63.04	8.34	71.38	5,674,108	1,139,276	6,813,384	246,311	345,217	591,528	5,920,419	1,484,493	7,404,912
College of Engineering	71.26	46.49	117.75	7,974,250	5,356,515	13,330,765	172,408	791,570	963,978	8,146,658	6,148,085	14,294,743
Enrollment Services	-	-	-	-	-	-	-	-	-	-	-	-
College of Fine Arts	71.92	13.08	85.00	6,346,095	1,390,283	7,736,378	136,845	866,851	1,003,696	6,482,940	2,257,134	8,740,074
Graduate School	8.91	4.59	13.50	2,526,791	657,884	3,184,675	1,229,001	105,749	1,334,750	3,755,792	763,633	4,519,425
College of Health Professions	89.21	62.24	151.45	8,335,994	5,037,727	13,373,721	79,489	1,067,869	1,147,358	8,415,483	6,105,596	14,521,079
College of Innovation and Design	1.69	3.31	5.00	258,890	386,040	644,930	2,703	100,137	102,840	261,593	486,177	747,770
College of Liberal Arts & Sciences	246.31	18.69	265.00	23,179,767	1,748,237	24,928,004	672,047	883,787	1,555,834	23,851,814	2,632,024	26,483,838
Strategic Enrollment Management	139.19	40.16	179.35	9,013,863	2,685,009	11,698,872	1,135,780	22,974,719	24,110,499	10,149,643	25,659,728	35,809,371
Library	47.00	-	47.00	3,182,039	116,752	3,298,791	2,630,822	177,915	2,808,737	5,812,861	294,667	6,107,528
Military, Veterans & First Responders	4.34	1.66	6.00	445,365	90,723	536,088	41,705	59,682	101,387	487,070	150,405	637,475
<b>Total - Academic Affairs</b>	<b>837.40</b>	<b>345.07</b>	<b>1,182.47</b>	<b>\$ 80,048,711</b>	<b>\$ 33,011,945</b>	<b>\$ 113,060,656</b>	<b>\$ 9,303,892</b>	<b>\$ 32,594,948</b>	<b>\$ 41,898,840</b>	<b>\$ 89,352,603</b>	<b>\$ 65,606,893</b>	<b>\$ 154,959,496</b>
<b>Finance &amp; Administration</b>												
Administration Finance	6.25	-	6.25	\$ 1,000,410	\$ 118,198	\$ 1,118,608	\$ 3,503,777	\$ 2,271,500	\$ 5,775,277	\$ 4,504,187	\$ 2,389,698	\$ 6,893,885
Administrative Services	6.00	5.50	11.50	333,545	58,644	392,189	63,753	26,931	90,684	397,298	85,575	482,873
Controller's Office Bond Orgs	-	-	-	-	-	-	-	-	-	-	-	-
Financial Operations	34.21	9.72	43.93	2,826,689	743,224	3,569,913	326,863	432,748	759,611	3,153,552	1,175,972	4,329,524
Financial Ops & VPAF Tech Projects	-	-	-	-	-	-	615,121	-	615,121	615,121	-	615,121
Controller's Off Stu Related Orgs	-	-	-	-	-	-	8,489,423	13,660,000	22,149,423	8,489,423	13,660,000	22,149,423
Professional Development	23.00	-	23.00	1,903,445	-	1,903,445	1,213,303	-	1,213,303	3,116,748	-	3,116,748
WSU Police Department	39.84	-	39.84	2,798,652	-	2,798,652	239,500	40,000	279,500	3,038,152	40,000	3,078,152
Facilities Planning	4.50	0.50	5.00	537,829	41,994	579,823	4,228,726	1,309,744	5,538,470	4,766,555	1,351,738	6,118,293
Information Technology	62.00	8.00	70.00	5,606,380	-	5,606,380	2,482,170	2,126,500	4,608,670	8,088,550	2,126,500	10,215,050
Physical Plant	185.71	10.20	195.91	8,877,700	510,049	9,387,749	7,443,691	2,050,801	9,494,492	16,321,391	2,560,850	18,882,241
Innovation Campus	-	-	-	-	-	-	1,959,700	-	1,959,700	1,959,700	-	1,959,700
<b>Total - Finance &amp; Administration</b>	<b>361.51</b>	<b>33.92</b>	<b>395.43</b>	<b>\$ 23,884,650</b>	<b>\$ 1,472,109</b>	<b>\$ 25,356,759</b>	<b>\$ 30,566,027</b>	<b>\$ 21,918,224</b>	<b>\$ 52,484,251</b>	<b>\$ 54,450,677</b>	<b>\$ 23,390,333</b>	<b>\$ 77,841,010</b>

**Wichita State University**  
**Table V - FY 2022 Adopted Budget by Division, and College/Department**

Division and College/Department	Full-Time Equivalent (FTE)			Personnel			Other Operating Expenditures			Total Budget		
	Source		Total	Source		Total	Source		Total	Source		Total
	GU	RU		GU	RU		GU	RU		GU	RU	
<b>Industry and Defense Programs</b>												
Office of Industry & Defense Administration	-	20.48	20.48	\$ -	\$ 2,853,286	\$ 2,853,286	\$ -	\$ 220,470	\$ 220,470	\$ -	\$ 3,073,756	\$ 3,073,756
Applied Learning Institute	4.80	16.70	21.50	293,708	4,067,950	4,361,658	-	592,088	592,088	293,708	4,660,038	4,953,746
NIAR Institute	-	313.11	313.11	-	43,140,815	43,140,815	14,894,500	62,206,978	77,101,478	14,894,500	105,347,793	120,242,293
National Institute for Digital Transformation	-	13.00	13.00	-	1,374,828	1,374,828	-	565,820	565,820	-	1,940,648	1,940,648
Strategic Initiatives Institute	-	10.00	10.00	-	961,188	961,188	-	231,825	231,825	-	1,193,013	1,193,013
<b>Total - Industry and Defense Programs</b>	<b>4.80</b>	<b>373.29</b>	<b>378.09</b>	<b>\$ 293,708</b>	<b>\$ 52,398,067</b>	<b>\$ 52,691,775</b>	<b>\$ 14,894,500</b>	<b>\$ 63,817,181</b>	<b>\$ 78,711,681</b>	<b>\$ 15,188,208</b>	<b>\$ 116,215,248</b>	<b>\$ 131,403,456</b>
<b>Research</b>												
Research Administration	15.93	3.41	19.34	\$ 1,390,676	\$ 531,987	\$ 1,922,663	\$ 116,386	\$ 1,280,349	\$ 1,396,735	\$ 1,507,062	\$ 1,812,336	\$ 3,319,398
Research	-	130.55	130.55	-	11,627,047	11,627,047	-	75,510,190	75,510,190	-	87,137,237	87,137,237
<b>Total - Research</b>	<b>15.93</b>	<b>133.96</b>	<b>149.89</b>	<b>\$ 1,390,676</b>	<b>\$ 12,159,034</b>	<b>\$ 13,549,710</b>	<b>\$ 116,386</b>	<b>\$ 76,790,539</b>	<b>\$ 76,906,925</b>	<b>\$ 1,507,062</b>	<b>\$ 88,949,573</b>	<b>\$ 90,456,635</b>
<b>Student Affairs</b>												
Student Affairs	37.21	79.59	116.80	\$ 2,880,465	\$ 6,288,749	\$ 9,169,214	\$ 180,810	\$ 16,779,406	\$ 16,960,216	\$ 3,061,275	\$ 23,068,155	\$ 26,129,430
<b>Total - Student Affairs</b>	<b>37.21</b>	<b>79.59</b>	<b>116.80</b>	<b>\$ 2,880,465</b>	<b>\$ 6,288,749</b>	<b>\$ 9,169,214</b>	<b>\$ 180,810</b>	<b>\$ 16,779,406</b>	<b>\$ 16,960,216</b>	<b>\$ 3,061,275</b>	<b>\$ 23,068,155</b>	<b>\$ 26,129,430</b>
<b>Total - All Divisions</b>	<b>1,307.32</b>	<b>975.34</b>	<b>2,282.66</b>	<b>\$ 114,618,474</b>	<b>\$ 106,745,603</b>	<b>\$ 221,364,077</b>	<b>\$ 55,694,473</b>	<b>\$ 212,417,072</b>	<b>\$ 268,111,545</b>	<b>\$ 170,312,947</b>	<b>\$ 319,162,675</b>	<b>\$ 489,475,622</b>

**Wichita State University**  
**Table VI - Leaves of Absence, FY 2022**

<b>Name</b>	<b>Rank</b>	<b>Department</b>	<b>Period of Leave</b>	<b>Purpose of Leave</b>
Mara Alagic	Professor	Curriculum & Instruction	Fall 2021	Collaborative international research in the STEM Education Centre at Johannes Kepler University, Austria, and researching educational systems at the Finish Institute for Educational Research at the University of Jyvaskyla, Finland.
Dinorah Azpuru	Professor	Political Science	Fall 2021	Research on support for populism in Latin America with the final goal of submitting two academic articles to journals.
Thomas Boynton	Associate Professor	English	Fall 2021	Completion of a research project. Developing a second book project which centers on the intersection between colonial and capitalist influences in global, Anglophone countries such as India, Nigeria, and Jamaica.
William Flynn	Associate Professor	School of Music	Fall 2021	Research rhythm guitar playing in Black American popular music.
Suzanne Hawley	Professor	Public Health Sciences	Fall 2021	1) Developing a federal grant proposal for the Midwestern Public Health Training Center; 2) Completion of a statewide workforce needs assessment with the state health dept; 3) Developing related research for publication or presentation.
Xiaomi Hu	Professor	Mathematics, Statistics, and Physics	Fall 2021	Conduct research project "Matrix variate linear model".
Michael Imhof	Associate Professor	School of Accountancy	Fall 2021	Pursue an audit research project that relies heavily on hand collected data and requires the application of sophisticated econometric procedures not common to archival audit research.
Michael Jorgensen	Associate Professor	Biomedical Engineering	Fall 2021	Reintegration into biomechanics lab research, development of research methods for translation of wearable exoskeletons into manufacturing workplaces.
Jose Enrique Navarro-Serrar	Associate Professor	Modern & Classical Language & Literature	Fall 2021	Generate a complete book proposal for review, while also working on the manuscript itself.
Claudia Pederson	Associate Professor	Art, Design, & Creative Industries	Fall 2021	Develop second book project, tentatively entitled Contemporary Art, Ecology, and Technology in Mexico. Part of leave will be devoted to curating an invited exhibition at the Centro de Cultura Digital in Mexico City.
Alexandre Shvartsburg	Associate Professor	Chemistry	Fall 2021	Obtaining advanced training in frontline analytical/mass spectrometry technologies for integration with the ion mobility separations/mass spectrometry systems at WSU into unique platforms of superior analytical power.
Jason Ferguson	Professor	Mathematics, Statistics & Physics	Spring 2022	Complete astrophysical research and publications discussed in the sabbatical application.
Brian Hepburn	Associate Professor	Philosophy	Spring 2022	Complete a monograph: Integral Normative Reasoning in engineering Practice.
Fuchang Liu	Professor	Curriculum & Instruction	Spring 2022	To do a project for applying for a grant to Spencer Foundation: Field-Initiated Research Grant Programs, based on the WSU Convergence Sciences Initiative proposal "Making Kansas a Metric State," for which the applicant was the principle investigator.
Brittany Lockard	Associate Professor	Art, Design & Creative Industries	Spring 2022	Produce a new, experimental manuscript designed to bring academic concepts to a broad audience and to polish a manuscript which should be completed by this date for publication.

**Wichita State University**  
**Table VI - Leaves of Absence, FY 2022**

<b>Name</b>	<b>Rank</b>	<b>Department</b>	<b>Period of Leave</b>	<b>Purpose of Leave</b>
Katie Mitchell-Koch	Associate Professor	Chemistry	Spring 2022	Research with collaborators at University of North Colorado, University of Missouri, and University of Kansas.
Robert Owens	Professor	History	Spring 2022	Research and writing for a book-length project, tentatively titled "Death is not the End."



**Wichita State University**  
**Table VII - Changes in Academic Rank, FY 2022**

<b>Name</b>	<b>Department</b>
<b><u>Promotion to Professor</u></b>	
Masud Chand	Management
Ted Adler	Art, Design, and Creative Industries
Amy Schwiethale	School of Performing Arts
Robert Bubp	Art, Design, and Creative Industries
Lynne Davis	School of Music
Jeffrey Pulaski	Art, Design, and Creative Industries
Levente Sulyok	Art, Design, and Creative Industries
Gregory Houseman	Biology
Tianshi Lu	Mathematics & Statistics
Jennifer Pearson	Sociology
<b><u>Promotion to Associate Professor</u></b>	
Heidi Cornell	Curriculum and Instruction
Jason Herron	Counseling, Leadership, Education, and School Psychology
Beatrice Latavietz	Counseling, Leadership, Education, and School Psychology
Ali Eslami	Electrical Engineering and Computer Science
Sergio Salinas Monroy	Electrical Engineering and Computer Science
Yimesker Yihun	Mechanical Engineering
Timothy Shade	School of Music
Rocio Del Aguila Carreno	Modern & Classical Language & Literature
Joel Suss	Psychology

**Wichita State University**  
**Table VIII - Faculty Awards, FY 2022**

<b>Name</b>	<b>Department</b>
<b><u>Professor Incentive Awards</u></b>	
Jean Patterson	Counseling, Leadership, Education, and School Psychology
Steve Farmer	Management
Bret Jones	School of Performing Arts
Jason Ferguson	Mathematics, Statistics & Physics
Chunsheng Ma	Mathematics, Statistics & Physics
<b><u>Academy for Effective Teaching Awards</u></b>	
Sergio Salinas Monroy	Electrical Engineering & Computer Science

**Wichita State University**  
**Table IX - Non-Tenure Promotions, FY 2022**

<b>Name</b>	<b>Department</b>
<b><u>Promotion to Associate Teaching Professor</u></b>	
Sharon Goodvin	Curriculum and Instruction
Raina Rutti	Management
Manira Rani	Electrical and Computer Engineering
Tewodros Zewde	Electrical and Computer Engineering
Jeannine Russell	School of Performing Arts
Carrie Dickison	English
<b><u>Promotion to Senior Educator</u></b>	
John Hammond	Mathematics & Statistics
Sandy Sipes	Elliott School of Communications
Eric Wilson	Elliott School of Communications

**Wichita State University**  
**Fiscal Year 2022 Annual Operating Budget**

**Instruction Program**  
**Program Code 42000**

**Instruction Program Definition**

The Instruction Program includes expenditures for all activities that are part of the University's instruction component. Expenditures for organizational (departmental) research and public service that are not separately budgeted are included in this program. The Instruction Program excludes expenditures for academic instruction when the primary assignment is administration. An example is the salary of an academic dean. However, expenditures for organizational (departmental) chairpersons and administrators for whom instruction is the primary role are included. The Instruction Program is further divided into two sub-programs: General Academic Instruction (42011) and Summer Session (42015).

**Instruction Program Budget Units**

Barton School of Business  
College of Applied Studies  
College of Engineering  
College of Fine Arts

College of Health Professions  
Fairmount College of Liberal Arts and Sciences  
Miscellaneous Instruction  
Summer Session

**Wichita State University**  
**Fiscal Year 2022 Annual Operating Budget**

**Instruction Program**  
**Program Code 42000**

**Barton School of Business**  
**Instruction Program Budget Units**

School of Accountancy  
Economics  
Barton School Graduate Programs  
Marketing  
Management  
Finance, Real Estate & Decision Sciences  
Barton School Operations

Barton School Lecturers  
Executive Master in Business Administration  
Barton School Faculty Development  
Institute for Study of Economic Growth  
Barton School Undergrad Recruiting  
Business Operations & Analytic Lab

**W.S.U ANNUAL BUDGET  
102001 - School of Accountancy  
For Fiscal Year 2022**

Account Code	Position Number	Name or Account Description	Months	2022 Adopted	
				Budget FTE	Amount
<b>USS SALARIES</b>					
<b>1000 USS Salaries-Permanent</b>					
	999911	Senior Admin Assistant Sprankle, M <i>\$4,880 of this position is funded from restricted use sources.</i>	12	1.00	35,568
<b>Total USS Salaries</b>				<b>1.00</b>	<b>35,568</b>
<b>Total USS Salaries by Fund</b>					
A0003	GU State General Fund			0.86	30,688
D10026	RU School of Accountancy			0.14	4,880
<b>Total USS Salaries by Fund</b>				<b>1.00</b>	<b>35,568</b>
<b>UNCLASSIFIED SALARIES</b>					
<b>1100 Unclassified Salaries-Permanent (Including 1105 - Stipend)</b>					
	995118	Regier, Carr, and Monroe Faculty Fellow in Accountancy and Senior Educator Zellers, Laura <i>\$1,400 of this position is funded from restricted use sources.</i>	12	1.00	89,619
	997765	Professor Vacant <i>This position is fully funded from restricted use sources.</i>		1.00	171,175
	997827	Assistant Director, School of Accountancy, Allen, Gibbs, and Houlik Faculty Fellow in Accounting, and Senior Educator Flores, Michael <i>\$6,160 of this position is funded from restricted use sources.</i>	12	1.00	88,825
	997919	Associate Professor and Barton School Dean's Fellow Rai, Atul <i>\$10,000 of this position is funded from restricted use sources.</i>	9	1.00	151,439
	998262	Associate Educator O'Sullivan, Patricia	9	1.00	72,993
	998339	Associate Professor and Barton Fellow Imhof, Michael <i>\$10,000 of this position is funded from restricted use sources.</i>	9	1.00	170,689
	998427	Associate Clinical Professor Vacant <i>This position is fully funded from restricted use sources.</i>	9	0.50	66,771
	998494	W. Frank Barton Distinguished Chair in Business and Professor Quirin, Jeffrey <i>\$135,458 of this position is funded from restricted use sources.</i>	9	1.00	155,057
	998527	Assistant Professor Porter, Christine	9	1.00	171,689
	998533	Visiting Professor/Director, School of Accountancy Merrill, Gregory	10	1.00	170,000

**W.S.U ANNUAL BUDGET**  
**102001 - School of Accountancy**  
**For Fiscal Year 2022**

Account Code	Position Number	Name or Account Description	Months	2022 Adopted	
				Budget FTE	Amount
<i>This position is fully funded from restricted use sources.</i>					
1115		Unclassified Salaries-Add'l Comp			18,000
<b>Total Unclassified Salaries</b>				<b>9.50</b>	<b>1,326,257</b>
<b>Total Unclassified Salaries by Fund</b>					
A0003		GU State General Fund		5.79	717,694
A2000		GU General Fees Fund		0.13	37,599
D10026		RU School of Accountancy		3.58	570,964
<b>Total Unclassified Salaries by Fund</b>				<b>9.50</b>	<b>1,326,257</b>
<b>STUDENT ASSISTANTS AND BENEFITS</b>					
1200		Student Salaries-Regular			14,400
1690		Shrinkage			(22,382)
1760		State Leave Pymt Assessment			9,092
1810		KPERS Retirement			5,012
1830		Regents Retirement			98,191
1850		TIAA Disability			13,622
1911		Medicare			19,216
1912		OASDI			74,864
1750		Dependent Health Insurance			25,940
1950		Single Group Health Insurance			54,864
1970		Workers Compensation			4,248
1980		Unemployment Compensation			1,079
<b>Total Students and Fringe Benefits</b>				<b>298,146</b>	
<b>Total Students and Fringe Benefits by Fund</b>					
A0003		GU State General Fund			165,972
A2000		GU General Fees Fund			7,146
D10026		RU School of Accountancy			125,028
<b>Total Students and Fringe Benefits</b>				<b>298,146</b>	
<b>Total Salaries and Fringe Benefits</b>				<b>10.50</b>	<b>1,659,971</b>
<b>Total Salaries and Fringe Benefits by Fund</b>					
A0003		GU State General Fund		6.65	914,354
A2000		GU General Fees Fund		0.13	44,745
D10026		RU School of Accountancy		3.72	700,872
<b>Total Salaries and Fringe Benefits</b>				<b>10.50</b>	<b>1,659,971</b>
<b>OTHER OPERATING EXPENDITURES (OOE)</b>					
7C		Contractual Services			6,590
7F		Commodities			600
<b>Total OOE</b>				<b>7,190</b>	
<b>Total OOE by Fund</b>					
D10026		RU School of Accountancy			7,190
<b>Total OOE by Fund</b>				<b>7,190</b>	
<b>Total FTE and Expenditures</b>				<b>10.50</b>	<b>1,667,161</b>
<b>Total FTE and Expenditures by Fund</b>					
A0003		GU State General Fund		6.65	914,354
A2000		GU General Fees Fund		0.13	44,745
D10026		RU School of Accountancy		3.72	708,062
<b>Total FTE and Expenditures by Fund</b>				<b>10.50</b>	<b>1,667,161</b>

**W.S.U ANNUAL BUDGET  
102004 - Economics  
For Fiscal Year 2022**

Account Code	Position Number	Name or Account Description	Months	2022 Adopted	
				Budget FTE	Amount
<b>UNSS SALARIES</b>					
<b>1000 UNSS Salaries-Permanent</b>					
<b>Total UNSS Salaries</b>				-	-
<b>Total UNSS Salaries by Fund</b>					
<b>Total UNSS Salaries by Fund</b>				-	-
<b>UNCLASSIFIED SALARIES</b>					
<b>1100 Unclassified Salaries-Permanent (Including 1105 - Stipend)</b>					
993717		Associate Professor Clark, James	9	1.00	105,025
<i>\$20,664 of this position is funded from restricted use sources.</i>					
996201		Assistant Professor Wang, Siyu	9	1.00	120,000
<i>This position is fully funded from restricted use sources.</i>					
996305		Associate Director, Institute for the Study of Economic Growth and Associate Educator Bradley, Patricia	12	0.94	85,000
<i>This position is fully funded from restricted use sources.</i>					
997214		Assistant Professor Zhu, Xiaoyang	9	1.00	100,000
<i>This position is fully funded from restricted use sources.</i>					
997480		Assistant Professor Devereaux, Abigail	9	1.00	120,000
<i>This position is fully funded from restricted use sources.</i>					
997847		Associate Professor Pelkowski, Jodi	9	1.00	97,063
998474		Professor Hersch, Philip	9	1.00	114,017
998479		Executive Director, Institute for the Study of Economic Growth and Associate Professor Bolema, Theodore	12	1.00	182,715
<i>This position is fully funded from restricted use sources.</i>					
998482		Professor and H. Russell Bomhoff Endowed Professorship in Business Miles, William	9	1.00	131,050
<i>\$20,000 of this position is funded from restricted use sources.</i>					
998483		Senior Administrative Assistant for Economics & Executive Assistant to the Director of the Institute for the Study of Economic Growth McDonald, Christina	12	0.88	35,547



**W.S.U ANNUAL BUDGET**  
**102004 - Economics**  
**For Fiscal Year 2022**

Account Code	Position Number	Name or Account Description	Months	2022 Adopted	
				Budget FTE	Amount
	998485	Director of the Center for Economic Education and Senior Educator Wolcutt, Janet	12	1.00	71,419
	998486	Teaching Professor Decker, Terence	9	1.00	59,198
	998487	Professor and Dean's Distinguished Fellow Vacant		1.00	147,495
		<i>\$47,577 of this position is funded from restricted use sources.</i>			
	998488	Chairperson and Associate Professor Cheng, Jen-Chi	10	1.00	125,709
<b>Total Unclassified Salaries</b>				<b>13.82</b>	<b>1,494,238</b>
<b>Total Unclassified Salaries by Fund</b>					
	A0003	GU State General Fund		7.40	713,921
	A2000	GU General Fees Fund		0.80	84,361
	D10027	RU Economics		5.62	695,956
<b>Total Unclassified Salaries by Fund</b>				<b>13.82</b>	<b>1,494,238</b>
<b>STUDENT ASSISTANTS AND BENEFITS</b>					
	1200	Student Salaries-Regular			8,960
	1690	Shrinkage			(22,697)
	1760	State Leave Pymt Assessment			9,927
	1830	Regents Retirement			114,482
	1850	TIAA Disability			14,949
	1911	Medicare			21,417
	1912	OASDI			89,137
	1750	Dependent Health Insurance			18,527
	1950	Single Group Health Insurance			84,796
	1970	Workers Compensation			4,638
	1980	Unemployment Compensation			1,196
<b>Total Students and Fringe Benefits</b>					<b>345,332</b>
<b>Total Students and Fringe Benefits by Fund</b>					
	A0003	GU State General Fund			152,212
	A2000	GU General Fees Fund			22,143
	D10027	RU Economics			170,977
<b>Total Students and Fringe Benefits</b>					<b>345,332</b>
<b>Total Salaries and Fringe Benefits</b>				<b>13.82</b>	<b>1,839,570</b>
<b>Total Salaries and Fringe Benefits by Fund</b>					
	A0003	GU State General Fund		7.40	866,133
	A2000	GU General Fees Fund		0.80	106,504
	D10027	RU Economics		5.62	866,933
<b>Total Salaries and Fringe Benefits</b>				<b>13.82</b>	<b>1,839,570</b>
<b>OTHER OPERATING EXPENDITURES (OOE)</b>					
	7C	Contractual Services			4,130
	7F	Commodities			4,370
<b>Total OOE</b>					<b>8,500</b>
<b>Total OOE by Fund</b>					
	D10027	RU Economics			8,500
<b>Total OOE by Fund</b>					<b>8,500</b>

**W.S.U ANNUAL BUDGET  
102004 - Economics  
For Fiscal Year 2022**

Account Code	Position Number	Name or Account Description	Months	2022 Adopted	
				Budget FTE	Amount
<b>Total FTE and Expenditures</b>				<b>13.82</b>	<b>1,848,070</b>
<b>Total FTE and Expenditures by Fund</b>					
A0003		GU State General Fund		7.40	866,133
A2000		GU General Fees Fund		0.80	106,504
D10027		RU Economics		5.62	875,433
<b>Total FTE and Expenditures by Fund</b>				<b>13.82</b>	<b>1,848,070</b>

**W.S.U ANNUAL BUDGET**  
**102008 - Barton School Graduate Programs**  
**For Fiscal Year 2022**

Account Code	Position Number	Name or Account Description	Months	2022 Adopted	
				Budget FTE	Amount
<b>USS SALARIES</b>					
<b>1000 USS Salaries-Permanent</b>					
<b>Total USS Salaries</b>				-	-
<b>Total USS Salaries by Fund</b>					
<b>Total USS Salaries by Fund</b>				-	-
<b>UNCLASSIFIED SALARIES</b>					
<b>1100 Unclassified Salaries-Permanent (Including 1105 - Stipend)</b>					
997139		Associate Dean Graduate Programs and Research and Associate Professor Broberg, John	12	1.00	158,129
997282		Director of Graduate Studies in Business Holthaus, Gretchen <i>This position is fully funded from restricted use sources.</i>	12	1.00	62,000
998541		MBA Student Services Coordinator Henry, Nedra	12	1.00	35,568
1115		Unclassified Salaries-Add'l Comp			32,000
1140		Grad Assistants-Other			8,000
<b>Total Unclassified Salaries</b>				<b>3.00</b>	<b>295,697</b>
<b>Total Unclassified Salaries by Fund</b>					
A0003		GU State General Fund		2.00	193,697
D10030		RU Barton School Graduate Programs		1.00	70,000
D11273		RU Cargill Partnership		-	32,000
<b>Total Unclassified Salaries by Fund</b>				<b>3.00</b>	<b>295,697</b>
<b>STUDENT ASSISTANTS AND BENEFITS</b>					
1690		Shrinkage			(5,639)
1760		State Leave Pymt Assessment			1,954
1830		Regents Retirement			24,456
1850		TIAA Disability			2,878
1911		Medicare			4,083
1912		OASDI			16,824
1750		Dependent Health Insurance			3,706
1950		Single Group Health Insurance			23,512
1970		Workers Compensation			913
1980		Unemployment Compensation			235
<b>Total Students and Fringe Benefits</b>					<b>72,922</b>
<b>Total Students and Fringe Benefits by Fund</b>					
A0003		GU State General Fund			47,930
D10030		RU Barton School Graduate Programs			19,167
D11273		RU Cargill Partnership			5,825
<b>Total Students and Fringe Benefits</b>					<b>72,922</b>
<b>Total Salaries and Fringe Benefits</b>				<b>3.00</b>	<b>368,619</b>
<b>Total Salaries and Fringe Benefits by Fund</b>					
A0003		GU State General Fund		2.00	241,627

**W.S.U ANNUAL BUDGET**  
**102008 - Barton School Graduate Programs**  
**For Fiscal Year 2022**

Account Code	Position Number	Name or Account Description	Months	2022 Adopted	
				Budget FTE	Amount
	D10030	RU Barton School Graduate Programs		1.00	89,167
	D11273	RU Cargill Partnership		-	37,825
		<b>Total Salaries and Fringe Benefits</b>		<b>3.00</b>	<b>368,619</b>
<b>OTHER OPERATING EXPENDITURES (OOE)</b>					
	7C	Contractual Services			59,947
	7F	Commodities			5,325
		<b>Total OOE</b>			<b>65,272</b>
<b>Total OOE by Fund</b>					
	D10030	RU Barton School Graduate Programs			31,690
	D11273	RU Cargill Partnership			9,782
	D11675	RU Executive Education Program			23,800
		<b>Total OOE by Fund</b>			<b>65,272</b>
		<b>Total FTE and Expenditures</b>		<b>3.00</b>	<b>433,891</b>
<b>Total FTE and Expenditures by Fund</b>					
	A0003	GU State General Fund		2.00	241,627
	D10030	RU Barton School Graduate Programs		1.00	120,857
	D11273	RU Cargill Partnership		-	47,607
	D11675	RU Executive Education Program		-	23,800
		<b>Total FTE and Expenditures by Fund</b>		<b>3.00</b>	<b>433,891</b>

**W.S.U ANNUAL BUDGET  
102092 - Marketing  
For Fiscal Year 2022**

Account Code	Position Number	Name or Account Description	Months	2022 Adopted	
				Budget FTE	Amount
<b>USS SALARIES</b>					
<b>1000 USS Salaries-Permanent</b>					
<b>Total USS Salaries</b>				-	-
<b>Total USS Salaries by Fund</b>					
<b>Total USS Salaries by Fund</b>				-	-
<b>UNCLASSIFIED SALARIES</b>					
<b>1100 Unclassified Salaries-Permanent (Including 1105 - Stipend)</b>					
997265		Assistant Professor of Marketing Cockrell, Seth <i>This position is fully funded from restricted use sources.</i>	9	1.00	123,520
997306		Assistant Professor of Marketing Aghaie, Sina <i>\$61,966 of this position is funded from restricted use sources.</i>	9	1.00	121,975
997579		Chairperson, Associate Professor and Moore Faculty Fellow in Business Porter, Stephen <i>\$6,000 of this position is funded from restricted use sources.</i>	10	1.00	128,997
997611		Barton School Senior Lecturer Vacant <i>This position is fully funded from restricted use sources.</i>		0.50	28,347
997675		Assistant Professor of Marketing Ziegler, Alexander	9	1.00	121,975
997825		Professor Martin, Charles	9	1.00	133,002
998332		Senior Educator Harpool, Dorothy	12	0.50	42,703
998517		Assistant Professor Matthews, Andrea	9	1.00	123,698
998522		Assistant Professor Nagel, Duane	9	1.00	123,850
<b>Total Unclassified Salaries</b>				<b>8.00</b>	<b>948,067</b>
<b>Total Unclassified Salaries by Fund</b>					
A0003		GU State General Fund		4.95	606,259
A2000		GU General Fees Fund		1.00	121,975
D10033		RU Marketing		2.05	219,833
<b>Total Unclassified Salaries by Fund</b>				<b>8.00</b>	<b>948,067</b>
<b>STUDENT ASSISTANTS AND BENEFITS</b>					

**W.S.U ANNUAL BUDGET**  
**102092 - Marketing**  
**For Fiscal Year 2022**

Account Code	Position Number	Name or Account Description	Months	2022 Adopted	
				Budget FTE	Amount
1200		Student Salaries-Regular			4,944
1690		Shrinkage			(21,094)
1760		State Leave Pymt Assessment			6,296
1830		Regents Retirement			78,183
1850		TIAA Disability			9,486
1911		Medicare			13,563
1912		OASDI			57,970
1750		Dependent Health Insurance			18,527
1950		Single Group Health Insurance			62,699
1970		Workers Compensation			2,941
1980		Unemployment Compensation			758
<b>Total Students and Fringe Benefits</b>					<b>234,273</b>
<b>Total Students and Fringe Benefits by Fund</b>					
A0003		GU State General Fund			149,106
A2000		GU General Fees Fund			26,553
D10033		RU Marketing			58,614
<b>Total Students and Fringe Benefits</b>					<b>234,273</b>
<b>Total Salaries and Fringe Benefits</b>				<b>8.00</b>	<b>1,182,340</b>
<b>Total Salaries and Fringe Benefits by Fund</b>					
A0003		GU State General Fund		4.95	755,365
A2000		GU General Fees Fund		1.00	148,528
D10033		RU Marketing		2.05	278,447
<b>Total Salaries and Fringe Benefits</b>				<b>8.00</b>	<b>1,182,340</b>
<b>OTHER OPERATING EXPENDITURES (OOE)</b>					
7C		Contractual Services			3,420
7F		Commodities			767
<b>Total OOE</b>					<b>4,187</b>
<b>Total OOE by Fund</b>					
D10033		RU Marketing			4,187
<b>Total OOE by Fund</b>					<b>4,187</b>
<b>Total FTE and Expenditures</b>				<b>8.00</b>	<b>1,186,527</b>
<b>Total FTE and Expenditures by Fund</b>					
A0003		GU State General Fund		4.95	755,365
A2000		GU General Fees Fund		1.00	148,528
D10033		RU Marketing		2.05	282,634
<b>Total FTE and Expenditures by Fund</b>				<b>8.00</b>	<b>1,186,527</b>

**W.S.U ANNUAL BUDGET  
102093 - Management  
For Fiscal Year 2022**

Account Code	Position Number	Name or Account Description	Months	2022 Adopted	
				Budget FTE	Amount
<b>USS SALARIES</b>					
<b>1000 USS Salaries-Permanent</b>					
<b>Total USS Salaries</b>				-	-
<b>Total USS Salaries by Fund</b>					
<b>Total USS Salaries by Fund</b>				-	-
<b>UNCLASSIFIED SALARIES</b>					
<b>1100 Unclassified Salaries-Permanent (Including 1105 - Stipend)</b>					
993099	Assistant Professor	Carvalho Da Mota, Eric Gustavo	9	1.00	140,000
<i>This position is fully funded from restricted use sources.</i>					
995087	Administrative Specialist	Rittmueller, Tracy	12	1.00	35,006
<i>This position is fully funded from restricted use sources.</i>					
995171	W. Frank Barton Distinguished Chair in Entrepreneurship and Professor	Chandler, Gaylen	9	1.00	182,669
<i>\$74,634 of this position is funded from restricted use sources.</i>					
995174	W. Frank Barton Distinguished Chair in International Business, Director of the Center for International Business Advancement, & Professor	Venkatesan, Usha	9	1.00	182,423
<i>\$30,000 of this position is funded from restricted use sources.</i>					
995887	Assistant Professor of Entrepreneurship/Strategic Management	Srivastava, Smita	9	1.00	125,000
<i>This position is fully funded from restricted use sources.</i>					
996045	Associate Clinical Professor of Management	Rutti, Raina	9	1.00	94,716
<i>This position is fully funded from restricted use sources.</i>					
997233	Assistant Professor	Vacant		1.00	123,970
<i>This position is fully funded from restricted use sources.</i>					
997539	Senior Educator	Kung-McIntyre, Kate	12	1.00	94,899
997768	Assistant Educator	Rawson, Brian	9	1.00	54,110
997838	Associate Professor	Vacant		1.00	118,129
997909	Associate Professor				

**W.S.U ANNUAL BUDGET  
102093 - Management  
For Fiscal Year 2022**

Account Code	Position Number	Name or Account Description	Months	2022 Adopted	
				Budget FTE	Amount
		Vacant	9	1.00	123,888
		<i>This position is fully funded from restricted use sources.</i>			
	997928	Senior Educator			
		Vacant		1.00	59,524
		<i>This position is fully funded from restricted use sources.</i>			
	998444	Chair and Professor Markova, Gergana	10	1.00	141,121
	998509	Assistant Professor McLeod, Michael	9	1.00	117,582
	998514	Chairperson & Professor Chand, Masud	10	1.00	140,179
	998521	W. Frank Barton Distinguished Chair in Business and Professor Farmer, Steven	9	1.00	185,555
		<i>\$33,000 of this position is funded from restricted use sources.</i>			
	998539	R.P. Clinton Distinguished Professor of Management Graham, Gerald	9	1.00	152,535
		<i>\$35,240 of this position is funded from restricted use sources.</i>			
	999156	Clinical Assistant Professor Human Resource Management Stone, Christopher	9	1.00	91,370
		<i>\$21,253 of this position is funded from restricted use sources.</i>			
	1115	Unclassified Salaries-Add'l Comp			235,957
		<b>Total Unclassified Salaries</b>		<b>18.00</b>	<b>2,398,633</b>
		<b>Total Unclassified Salaries by Fund</b>			
	A0003	GU State General Fund		9.79	1,266,445
	D10034	RU Management		8.21	1,132,188
		<b>Total Unclassified Salaries by Fund</b>		<b>18.00</b>	<b>2,398,633</b>
<b>STUDENT ASSISTANTS AND BENEFITS</b>					
	1200	Student Salaries-Regular			6,380
	1690	Shrinkage			(35,916)
	1760	State Leave Pymt Assessment			15,886
	1830	Regents Retirement			178,257
	1850	TIAA Disability			23,997
	1911	Medicare			34,204
	1912	OASDI			139,928
	1750	Dependent Health Insurance			37,056
	1950	Single Group Health Insurance			109,726
	1970	Workers Compensation			7,420
	1980	Unemployment Compensation			1,905
		<b>Total Students and Fringe Benefits</b>			<b>518,843</b>
		<b>Total Students and Fringe Benefits by Fund</b>			
	A0003	GU State General Fund			272,555
	D10034	RU Management			246,288
		<b>Total Students and Fringe Benefits</b>			<b>518,843</b>
		<b>Total Salaries and Fringe Benefits</b>		<b>18.00</b>	<b>2,917,476</b>



**W.S.U ANNUAL BUDGET  
102093 - Management  
For Fiscal Year 2022**

Account Code	Position Number	Name or Account Description	Months	2022 Adopted	
				Budget FTE	Amount
<b>Total Salaries and Fringe Benefits by Fund</b>					
A0003		GU State General Fund		9.79	1,539,000
D10034		RU Management		8.21	1,378,476
<b>Total Salaries and Fringe Benefits</b>				<b>18.00</b>	<b>2,917,476</b>
<b>OTHER OPERATING EXPENDITURES (OOE)</b>					
		7C Contractual Services			11,923
		7F Commodities			5,000
<b>Total OOE</b>					<b>16,923</b>
<b>Total OOE by Fund</b>					
D10034		RU Management			16,923
<b>Total OOE by Fund</b>					<b>16,923</b>
<b>Total FTE and Expenditures</b>				<b>18.00</b>	<b>2,934,399</b>
<b>Total FTE and Expenditures by Fund</b>					
A0003		GU State General Fund		9.79	1,539,000
D10034		RU Management		8.21	1,395,399
<b>Total FTE and Expenditures by Fund</b>				<b>18.00</b>	<b>2,934,399</b>

**W.S.U ANNUAL BUDGET**  
**102094 - Finance Real Estate & Decision Sci**  
**For Fiscal Year 2022**

Account Code	Position Number	Name or Account Description	Months	2022 Adopted	
				Budget FTE	Amount
<b>USS SALARIES</b>					
<b>1000 USS Salaries-Permanent</b>					
<b>Total USS Salaries</b>				-	-
<b>Total USS Salaries by Fund</b>					
<b>Total USS Salaries by Fund</b>				-	-
<b>UNCLASSIFIED SALARIES</b>					
<b>1100 Unclassified Salaries-Permanent (Including 1105 - Stipend)</b>					
991793		Visiting Assistant Professor in Management Information Systems and Business Analytics Vacant <i>This position is fully funded from restricted use sources.</i>		1.00	110,000
997073		Assistant Professor of MIS Mirsadikov, Akmal	9	1.00	120,530
998246		Assistant Teaching Professor of Business Law Vacant <i>This position is fully funded from restricted use sources.</i>		1.00	65,000
998446		Associate Professor and Director of the Koch Global Trading Center Craft, Timothy	9	1.00	128,372
998489		Professor Muthitacharoen, Achita	9	1.00	131,613
998491		Associate Professor May, Anthony	9	1.00	151,151
998500		Senior Educator of Finance Eilts, Frederick <i>This position is fully funded from restricted use sources.</i>	9	1.00	62,000
998505		Professor Barut, Mehmet <i>\$28,804 of this position is funded from restricted use sources.</i>	9	1.00	120,992
998506		Professor, Stephen L Clark Chair in Real Estate and Finance, Director of the Center for Real Estate Longhofer, Stanley <i>\$17,370 of this position is funded from restricted use sources.</i>	9	1.00	145,499
998507		Associate Professor Boehme, Rodney	9	1.00	132,280
998513		Chairperson of Finance, Real Estate and Decision Sciences, Professor and Omer Professor in Business Abdinnour, Suhair	10	1.00	190,358

**W.S.U ANNUAL BUDGET**  
**102094 - Finance Real Estate & Decision Sci**  
**For Fiscal Year 2022**

Account Code	Position Number	Name or Account Description	Months	2022 Adopted	
				Budget FTE	Amount
<i>\$20,000 of this position is funded from restricted use sources.</i>					
	998516	Senior Educator Helm, Steven	9	1.00	74,987
	998519	Associate Professor Tartaroglu, Semih	9	1.00	138,727
	998525	Associate Professor & H. Dene Heskett Chair in Finance Lecompte, Richard	9	1.00	154,396
<i>\$12,472 of this position is funded from restricted use sources.</i>					
	1115	Unclassified Salaries-Add'l Comp			110,000
	1180	Unclassified Salaries-Lecturer			134,860
<b>Total Unclassified Salaries</b>				<b>14.00</b>	<b>1,970,765</b>
<b>Total Unclassified Salaries by Fund</b>					
	A0003	GU State General Fund		6.69	895,913
	A2000	GU General Fees Fund		3.76	514,346
	D10035	RU Finance Real Est & Dec Sci		3.54	560,506
<b>Total Unclassified Salaries by Fund</b>				<b>14.00</b>	<b>1,970,765</b>
<b>STUDENT ASSISTANTS AND BENEFITS</b>					
	1200	Student Salaries-Regular			10,675
	1690	Shrinkage			(40,243)
	1760	State Leave Pymt Assessment			13,087
	1830	Regents Retirement			141,185
	1850	TIAA Disability			18,366
	1911	Medicare			28,405
	1912	OASDI			117,293
	1750	Dependent Health Insurance			22,233
	1950	Single Group Health Insurance			86,212
	1970	Workers Compensation			6,113
	1980	Unemployment Compensation			1,582
<b>Total Students and Fringe Benefits</b>					<b>404,908</b>
<b>Total Students and Fringe Benefits by Fund</b>					
	A0003	GU State General Fund			199,945
	A2000	GU General Fees Fund			114,348
	D10035	RU Finance Real Est & Dec Sci			90,615
<b>Total Students and Fringe Benefits</b>					<b>404,908</b>
<b>Total Salaries and Fringe Benefits</b>				<b>14.00</b>	<b>2,375,673</b>
<b>Total Salaries and Fringe Benefits by Fund</b>					
	A0003	GU State General Fund		6.69	1,095,858
	A2000	GU General Fees Fund		3.76	628,694
	D10035	RU Finance Real Est & Dec Sci		3.54	651,121
<b>Total Salaries and Fringe Benefits</b>				<b>14.00</b>	<b>2,375,673</b>
<b>OTHER OPERATING EXPENDITURES (OOE)</b>					
	7C	Contractual Services			12,642
	7F	Commodities			1,700
<b>Total OOE</b>					<b>14,342</b>
<b>Total OOE by Fund</b>					
	D10035	RU Finance Real Est & Dec Sci			8,808
	D11611	RU Barton School Supply Chain Mgmt			5,534

**W.S.U ANNUAL BUDGET**  
**102094 - Finance Real Estate & Decision Sci**  
**For Fiscal Year 2022**

Account Code	Position Number	Name or Account Description	Months	2022 Adopted	
				Budget FTE	Amount
<b>Total OOE by Fund</b>					<b>14,342</b>
<b>Total FTE and Expenditures</b>				<b>14.00</b>	<b>2,390,015</b>
<b>Total FTE and Expenditures by Fund</b>					
A0003		GU State General Fund		6.69	1,095,858
A2000		GU General Fees Fund		3.76	628,694
D10035		RU Finance Real Est & Dec Sci		3.54	659,929
D11611		RU Barton School Supply Chain Mgmt		-	5,534
<b>Total FTE and Expenditures by Fund</b>				<b>14.00</b>	<b>2,390,015</b>

**W.S.U ANNUAL BUDGET  
102096 - Barton School Operations  
For Fiscal Year 2022**

Account Code	Position Number	Name or Account Description	Months	2022 Adopted	
				Budget FTE	Amount
<b>USS SALARIES</b>					
<b>1000 USS Salaries-Permanent</b>					
<b>Total USS Salaries</b>				-	-
<b>Total USS Salaries by Fund</b>					
<b>Total USS Salaries by Fund</b>				-	-
<b>UNCLASSIFIED SALARIES</b>					
<b>1100 Unclassified Salaries-Permanent (Including 1105 - Stipend)</b>					
<b>Total Unclassified Salaries</b>				-	-
<b>Total Unclassified Salaries by Fund</b>					
<b>Total Unclassified Salaries by Fund</b>				-	-
<b>STUDENT ASSISTANTS AND BENEFITS</b>					
<b>Total Students and Fringe Benefits</b>				-	-
<b>Total Students and Fringe Benefits by Fund</b>					
<b>Total Students and Fringe Benefits</b>				-	-
<b>Total Salaries and Fringe Benefits</b>				-	-
<b>Total Salaries and Fringe Benefits by Fund</b>					
<b>Total Salaries and Fringe Benefits</b>				-	-
<b>OTHER OPERATING EXPENDITURES (OOE)</b>					
7C		Contractual Services			187,700
7F		Commodities			1,700
7L		Grants Claims & Shared Revenue			1,022,185
7Z		Transfers Out			1,725,000
<b>Total OOE</b>				<b>2,936,585</b>	
<b>Total OOE by Fund</b>					
D10036		RU Barton School Operations			2,936,585
<b>Total OOE by Fund</b>				<b>2,936,585</b>	
<b>Total FTE and Expenditures</b>				-	<b>2,936,585</b>
<b>Total FTE and Expenditures by Fund</b>					
D10036		RU Barton School Operations		-	2,936,585
<b>Total FTE and Expenditures by Fund</b>				-	<b>2,936,585</b>

**W.S.U ANNUAL BUDGET  
102180 - Barton School Lecturers  
For Fiscal Year 2022**

Account Code	Position Number	Name or Account Description	Months	2022 Adopted	
				Budget FTE	Amount
<b>USS SALARIES</b>					
<b>1000 USS Salaries-Permanent</b>					
<b>Total USS Salaries</b>				-	-
<b>Total USS Salaries by Fund</b>					
<b>Total USS Salaries by Fund</b>				-	-
<b>UNCLASSIFIED SALARIES</b>					
<b>1100 Unclassified Salaries-Permanent (Including 1105 - Stipend)</b>					
<b>Total Unclassified Salaries</b>				-	-
<b>Total Unclassified Salaries by Fund</b>					
<b>Total Unclassified Salaries by Fund</b>				-	-
<b>STUDENT ASSISTANTS AND BENEFITS</b>					
<b>Total Students and Fringe Benefits</b>				-	-
<b>Total Students and Fringe Benefits by Fund</b>					
<b>Total Students and Fringe Benefits</b>				-	-
<b>Total Salaries and Fringe Benefits</b>				-	-
<b>Total Salaries and Fringe Benefits by Fund</b>					
<b>Total Salaries and Fringe Benefits</b>				-	-
<b>OTHER OPERATING EXPENDITURES (OOE)</b>					
7Z Transfers Out				200,000	
<b>Total OOE</b>				<b>200,000</b>	
<b>Total OOE by Fund</b>					
D10692 RU Barton School Lecturers				200,000	
<b>Total OOE by Fund</b>				<b>200,000</b>	
<b>Total FTE and Expenditures</b>				-	<b>200,000</b>
<b>Total FTE and Expenditures by Fund</b>					
D10692 RU Barton School Lecturers				-	200,000
<b>Total FTE and Expenditures by Fund</b>				-	<b>200,000</b>

**W.S.U ANNUAL BUDGET  
102619 - Executive MBA  
For Fiscal Year 2022**

Account Code	Position Number	Name or Account Description	Months	2022 Adopted	
				Budget FTE	Amount
<b>USS SALARIES</b>					
<b>1000 USS Salaries-Permanent</b>					
<b>Total USS Salaries</b>				-	-
<b>Total USS Salaries by Fund</b>					
<b>Total USS Salaries by Fund</b>				-	-
<b>UNCLASSIFIED SALARIES</b>					
<b>1100 Unclassified Salaries-Permanent (Including 1105 - Stipend)</b>					
998273		Assistant Director for Graduate Studies in Business Vacant		1.00	50,750
<i>This position is fully funded from restricted use sources.</i>					
1115		Unclassified Salaries-Add'l Comp			69,500
<b>Total Unclassified Salaries</b>				<b>1.00</b>	<b>120,250</b>
<b>Total Unclassified Salaries by Fund</b>					
D10041		RU Executive MBA		1.00	50,750
D10738		RU EMBA 2019 Cohort		-	69,500
<b>Total Unclassified Salaries by Fund</b>				<b>1.00</b>	<b>120,250</b>
<b>STUDENT ASSISTANTS AND BENEFITS</b>					
1760		State Leave Pymt Assessment			794
1830		Regents Retirement			5,908
1850		TIAA Disability			1,203
1911		Medicare			1,744
1912		OASDI			7,456
1950		Single Group Health Insurance			-
1970		Workers Compensation			372
1980		Unemployment Compensation			97
<b>Total Students and Fringe Benefits</b>					<b>17,574</b>
<b>Total Students and Fringe Benefits by Fund</b>					
D10041		RU Executive MBA			4,924
D10738		RU EMBA 2019 Cohort			12,650
<b>Total Students and Fringe Benefits</b>					<b>17,574</b>
<b>Total Salaries and Fringe Benefits</b>				<b>1.00</b>	<b>137,824</b>
<b>Total Salaries and Fringe Benefits by Fund</b>					
D10041		RU Executive MBA		1.00	55,674
D10738		RU EMBA 2019 Cohort		-	82,150
<b>Total Salaries and Fringe Benefits</b>				<b>1.00</b>	<b>137,824</b>
<b>OTHER OPERATING EXPENDITURES (OOE)</b>					
7C		Contractual Services			80,270
7F		Commodities			17,950
<b>Total OOE</b>					<b>98,220</b>
<b>Total OOE by Fund</b>					
D10738		RU EMBA 2019 Cohort			98,220
<b>Total OOE by Fund</b>					<b>98,220</b>
<b>Total FTE and Expenditures</b>				<b>1.00</b>	<b>236,044</b>
<b>Total FTE and Expenditures by Fund</b>					

**W.S.U ANNUAL BUDGET  
102619 - Executive MBA  
For Fiscal Year 2022**

Account Code	Position Number	Name or Account Description	Months	2022 Adopted	
				Budget FTE	Amount
D10041	RU	Executive MBA		1.00	55,674
D10738	RU	EMBA 2019 Cohort		-	180,370
<b>Total FTE and Expenditures by Fund</b>				<b>1.00</b>	<b>236,044</b>



**W.S.U ANNUAL BUDGET**  
**102322 - Barton School Faculty Development**  
**For Fiscal Year 2022**

Account Code	Position Number	Name or Account Description	Months	2022 Adopted	
				Budget FTE	Amount
<b>USS SALARIES</b>					
<b>1000 USS Salaries-Permanent</b>					
<b>Total USS Salaries</b>				-	-
<b>Total USS Salaries by Fund</b>					
<b>Total USS Salaries by Fund</b>				-	-
<b>UNCLASSIFIED SALARIES</b>					
<b>1100 Unclassified Salaries-Permanent (Including 1105 - Stipend)</b>					
<b>Total Unclassified Salaries</b>				-	-
<b>Total Unclassified Salaries by Fund</b>					
<b>Total Unclassified Salaries by Fund</b>				-	-
<b>STUDENT ASSISTANTS AND BENEFITS</b>					
<b>Total Students and Fringe Benefits</b>				-	-
<b>Total Students and Fringe Benefits by Fund</b>					
<b>Total Students and Fringe Benefits</b>				-	-
<b>Total Salaries and Fringe Benefits</b>				-	-
<b>Total Salaries and Fringe Benefits by Fund</b>					
<b>Total Salaries and Fringe Benefits</b>				-	-
<b>OTHER OPERATING EXPENDITURES (OOE)</b>					
7C Contractual Services				61,500	
7F Commodities				500	
<b>Total OOE</b>				<b>62,000</b>	
<b>Total OOE by Fund</b>					
D11174 RU Barton Sch Faculty Development				62,000	
<b>Total OOE by Fund</b>				<b>62,000</b>	
<b>Total FTE and Expenditures</b>				-	<b>62,000</b>
<b>Total FTE and Expenditures by Fund</b>					
D11174 RU Barton Sch Faculty Development				-	62,000
<b>Total FTE and Expenditures by Fund</b>				-	<b>62,000</b>

**W.S.U ANNUAL BUDGET**  
**102210 - Inst for Study of Economic Growth**  
**For Fiscal Year 2022**

Account Code	Position Number	Name or Account Description	Months	2022 Adopted	
				Budget FTE	Amount
<b>USS SALARIES</b>					
<b>1000 USS Salaries-Permanent</b>					
<b>Total USS Salaries</b>				-	-
<b>Total USS Salaries by Fund</b>					
<b>Total USS Salaries by Fund</b>				-	-
<b>UNCLASSIFIED SALARIES</b>					
<b>1100 Unclassified Salaries-Permanent (Including 1105 - Stipend)</b>					
991454		Communications Specialist Shirley, Matthew	12	1.00	53,000
<i>This position is fully funded from restricted use sources.</i>					
996305		Associate Director, Institute for the Study of Economic Growth and Associate Educator Bradley, Patricia	12	0.06	5,000
<i>This position is fully funded from restricted use sources.</i>					
998483		Senior Administrative Assistant for Economics & Executive Assistant to the Director of the Institute for the Study of Economic Growth McDonald, Christina	12	0.12	5,075
<i>This position is fully funded from restricted use sources.</i>					
<b>Total Unclassified Salaries</b>				<b>1.18</b>	<b>63,075</b>
<b>Total Unclassified Salaries by Fund</b>					
D11398		RU Barton School ISEG		1.18	63,075
<b>Total Unclassified Salaries by Fund</b>				<b>1.18</b>	<b>63,075</b>
<b>STUDENT ASSISTANTS AND BENEFITS</b>					
1760		State Leave Pymt Assessment			417
1830		Regents Retirement			5,363
1850		TIAA Disability			631
1911		Medicare			914
1912		OASDI			3,904
1950		Single Group Health Insurance			1,416
1970		Workers Compensation			197
1980		Unemployment Compensation			51
<b>Total Students and Fringe Benefits</b>					<b>12,893</b>
<b>Total Students and Fringe Benefits by Fund</b>					
D11398		RU Barton School ISEG			12,893
<b>Total Students and Fringe Benefits</b>					<b>12,893</b>
<b>Total Salaries and Fringe Benefits</b>				<b>1.18</b>	<b>75,968</b>
<b>Total Salaries and Fringe Benefits by Fund</b>					
D11398		RU Barton School ISEG		1.18	75,968
<b>Total Salaries and Fringe Benefits</b>				<b>1.18</b>	<b>75,968</b>
<b>OTHER OPERATING EXPENDITURES (OE)</b>					
7C		Contractual Services			24,000

**W.S.U ANNUAL BUDGET**  
**102210 - Inst for Study of Economic Growth**  
**For Fiscal Year 2022**

Account Code	Position Number	Name or Account Description	Months	2022 Adopted	
				Budget FTE	Amount
	7F	Commodities			1,500
	7H	Capital Outlay			4,500
		<b>Total OOE</b>			<b>30,000</b>
<b>Total OOE by Fund</b>					
	D11398	RU Barton School ISEG			30,000
		<b>Total OOE by Fund</b>			<b>30,000</b>
		<b>Total FTE and Expenditures</b>		<b>1.18</b>	<b>105,968</b>
<b>Total FTE and Expenditures by Fund</b>					
	D11398	RU Barton School ISEG		1.18	105,968
		<b>Total FTE and Expenditures by Fund</b>		<b>1.18</b>	<b>105,968</b>

**W.S.U ANNUAL BUDGET**  
**102218 - Barton School Undergrad Recruiting**  
**For Fiscal Year 2022**

Account Code	Position Number	Name or Account Description	Months	2022 Adopted	
				Budget FTE	Amount
<b>USS SALARIES</b>					
<b>1000 USS Salaries-Permanent</b>					
<b>Total USS Salaries</b>				-	-
<b>Total USS Salaries by Fund</b>					
<b>Total USS Salaries by Fund</b>				-	-
<b>UNCLASSIFIED SALARIES</b>					
<b>1100 Unclassified Salaries-Permanent (Including 1105 - Stipend)</b>					
1130		Grad Assistants-Research			7,500
<b>Total Unclassified Salaries</b>				-	<b>7,500</b>
<b>Total Unclassified Salaries by Fund</b>					
D11374		RU Barton School Underg Recruiting		-	7,500
<b>Total Unclassified Salaries by Fund</b>				-	<b>7,500</b>
<b>STUDENT ASSISTANTS AND BENEFITS</b>					
1760		State Leave Pymt Assessment			50
1970		Workers Compensation			24
1980		Unemployment Compensation			6
<b>Total Students and Fringe Benefits</b>				-	<b>80</b>
<b>Total Students and Fringe Benefits by Fund</b>					
D11374		RU Barton School Underg Recruiting		-	80
<b>Total Students and Fringe Benefits</b>				-	<b>80</b>
<b>Total Salaries and Fringe Benefits</b>				-	<b>7,580</b>
<b>Total Salaries and Fringe Benefits by Fund</b>					
D11374		RU Barton School Underg Recruiting		-	7,580
<b>Total Salaries and Fringe Benefits</b>				-	<b>7,580</b>
<b>OTHER OPERATING EXPENDITURES (OOE)</b>					
7C		Contractual Services			3,248
7F		Commodities			50
7H		Capital Outlay			40
<b>Total OOE</b>				-	<b>3,338</b>
<b>Total OOE by Fund</b>					
D11374		RU Barton School Underg Recruiting		-	3,338
<b>Total OOE by Fund</b>				-	<b>3,338</b>
<b>Total FTE and Expenditures</b>				-	<b>10,918</b>
<b>Total FTE and Expenditures by Fund</b>					
D11374		RU Barton School Underg Recruiting		-	10,918
<b>Total FTE and Expenditures by Fund</b>				-	<b>10,918</b>

**W.S.U ANNUAL BUDGET**  
**102371 - Business Oper and Analytics Lab**  
**For Fiscal Year 2022**

Account Code	Position Number	Name or Account Description	Months	2022 Adopted	
				Budget FTE	Amount
<b>USS SALARIES</b>					
<b>1000 USS Salaries-Permanent</b>					
<b>Total USS Salaries</b>				-	-
<b>Total USS Salaries by Fund</b>					
<b>Total USS Salaries by Fund</b>				-	-
<b>UNCLASSIFIED SALARIES</b>					
<b>1100 Unclassified Salaries-Permanent (Including 1105 - Stipend)</b>					
1180		Unclassified Salaries-Lecturer			2,539
<b>Total Unclassified Salaries</b>				-	<b>2,539</b>
<b>Total Unclassified Salaries by Fund</b>					
D11146		RU Bus Oper and Analytics Lab		-	2,539
<b>Total Unclassified Salaries by Fund</b>				-	<b>2,539</b>
<b>STUDENT ASSISTANTS AND BENEFITS</b>					
1760		State Leave Pymt Assessment			17
1911		Medicare			37
1912		OASDI			158
1970		Workers Compensation			8
1980		Unemployment Compensation			3
<b>Total Students and Fringe Benefits</b>				-	<b>223</b>
<b>Total Students and Fringe Benefits by Fund</b>					
D11146		RU Bus Oper and Analytics Lab		-	223
<b>Total Students and Fringe Benefits</b>				-	<b>223</b>
<b>Total Salaries and Fringe Benefits</b>				-	<b>2,762</b>
<b>Total Salaries and Fringe Benefits by Fund</b>					
D11146		RU Bus Oper and Analytics Lab		-	2,762
<b>Total Salaries and Fringe Benefits</b>				-	<b>2,762</b>
<b>OTHER OPERATING EXPENDITURES (OOE)</b>					
7C		Contractual Services			220
7F		Commodities			200
<b>Total OOE</b>				-	<b>420</b>
<b>Total OOE by Fund</b>					
D11146		RU Bus Oper and Analytics Lab		-	420
<b>Total OOE by Fund</b>				-	<b>420</b>
<b>Total FTE and Expenditures</b>				-	<b>3,182</b>
<b>Total FTE and Expenditures by Fund</b>					
D11146		RU Bus Oper and Analytics Lab		-	3,182
<b>Total FTE and Expenditures by Fund</b>				-	<b>3,182</b>

**Wichita State University**  
**Fiscal Year 2022 Annual Operating Budget**

**Barton School of Business**  
**General Academic Instruction Program**

**Instruction Budget Summary**

<u>Expenditures</u>	<u>General Use Funds</u>				<u>Restricted Use Funds</u>	<u>Total Budget</u>	<u>% of Total Budget</u>
	<u>State General Fund</u>	<u>General Fees (Tuition) Fund</u>	<u>Total</u>	<u>% of General Use Budget</u>			
<b>Salaries and Fringe Benefits</b>							
University Support Staff Salaries	\$ 30,688	\$ -	\$ 30,688	0.5%	\$ 4,880	\$ 35,568	0.3%
Unclassified Salaries	4,393,929	758,281	5,152,210	81.3%	3,401,697	8,553,908	71.5%
Student Salaries	-	-	-	0.0%	45,359	45,359	0.4%
Fringe Benefits	1,113,718	191,855	1,305,573	20.6%	688,628	1,994,201	16.7%
Shrinkage	(126,298)	(21,665)	(147,963)	-2.3%	-	(147,963)	-1.2%
<b>Subtotal Salaries and Fringe Benefits</b>	<b>\$ 5,412,037</b>	<b>\$ 928,471</b>	<b>\$ 6,340,508</b>	<b>100.0%</b>	<b>\$ 4,140,565</b>	<b>\$ 10,481,073</b>	<b>87.6%</b>
<b>Other Operating Expenditures</b>	<b>\$ -</b>	<b>\$ -</b>	<b>\$ -</b>	<b>0.0%</b>	<b>\$ 1,488,219</b>	<b>\$ 1,488,219</b>	<b>12.4%</b>
<b>Total Instruction Budget</b>	<b>\$ 5,412,037</b>	<b>\$ 928,471</b>	<b>\$ 6,340,508</b>	<b>100.0%</b>	<b>\$ 5,628,784</b>	<b>\$ 11,969,292</b>	<b>100.0%</b>

**Instruction Budget Summary by Organization**

<u>Organization</u>	<u>FTE</u>	<u>General Use Funds</u>	<u>% of General Use Funds</u>	<u>Restricted Use Funds</u>	<u>% of Restricted Use Fund</u>	<u>Total Funds</u>	<u>% of Total Funds</u>
School of Accountancy	10.50	\$ 959,099	15.1%	\$ 708,062	12.6%	\$ 1,667,161	13.9%
Barton School Contingency	-	-	0.0%	-	0.0%	-	0.0%
Economics	13.82	972,637	15.3%	875,433	15.6%	1,848,070	15.4%
Graduate Studies in Business	3.00	241,627	3.8%	192,264	3.4%	433,891	3.6%
Marketing	8.00	903,893	14.3%	282,634	5.0%	1,186,527	9.9%
Management	18.00	1,538,700	24.3%	1,395,299	24.8%	2,933,999	24.5%
Finance, Real Estate and Decision Sciences	14.00	1,724,552	27.2%	665,463	11.8%	2,390,015	20.0%
Barton School Operations	-	-	0.0%	1,211,585	21.5%	1,211,585	10.1%
Barton School Lecturers	-	-	0.0%	-	0.0%	-	0.0%
Executive Master in Business Administration	1.00	-	0.0%	236,044	4.2%	236,044	2.0%
Barton School Out of State Travel	-	-	0.0%	62,000	1.1%	62,000	0.5%
<b>Total Instruction Budget</b>	<b>68.32</b>	<b>\$ 6,340,508</b>	<b>100.0%</b>	<b>\$ 5,628,784</b>	<b>100.0%</b>	<b>\$ 11,969,292</b>	<b>100.0%</b>

Summary excludes nonreportable expenditures

**Wichita State University**  
**Fiscal Year 2022 Annual Operating Budget**

**Instruction Program**  
**Program Code 42000**

**College of Applied Studies**  
**Instruction Program Budget Units**

Curriculum & Instruction  
Applied Studies Technology Center  
Applied Studies Contingency  
Human Performance Studies  
Applied Studies Support Services  
Counsel, Leadership, Ed & Sch Psych

Human Performance Studies Equipment  
Sport Management  
Teacher Apprentice Program (TAP)  
Applied Studies Lecturers  
WSU Esports Varsity  
Foresight 20/20 Operating Fund

**W.S.U ANNUAL BUDGET  
102009 - Curriculum & Instruction  
For Fiscal Year 2022**

Account Code	Position Number	Name or Account Description	Months	2022 Adopted	
				Budget FTE	Amount
<b>USS SALARIES</b>					
<b>1000 USS Salaries-Permanent</b>					
<b>Total USS Salaries</b>				-	-
<b>Total USS Salaries by Fund</b>					
<b>Total USS Salaries by Fund</b>				-	-
<b>UNCLASSIFIED SALARIES</b>					
<b>1100 Unclassified Salaries-Permanent (Including 1105 - Stipend)</b>					
993770		Assistant Professor of Middle/Secondary Mathematics Neihaus, Aubrey	9	1.00	55,000
995871		Elementary Liaison Vacant <i>This position is fully funded from restricted use sources.</i>		0.70	23,717
996860		Assistant to the Director Holle, Sherri	12	0.63	26,142
997167		Professor Bergman, Daniel	9	1.00	68,863
997206		Wichita State Professional Development School Liaison - Elementary Vacant <i>This position is fully funded from restricted use sources.</i>		0.70	24,315
997832		Associate Educator Vacant	9	1.00	44,550
997833		Wichita State Professional Development School Liaison - Elementary McArthur, Jodi <i>This position is fully funded from restricted use sources.</i>	9	0.70	24,696
998064		Associate Educator Opalewski, Victoria	9	1.00	43,315
998350		Professor Cramer, Katherine	9	1.00	70,308
998367		Professor Heilman, Elizabeth	9	1.00	70,000
998392		Professor Alagic, Mara	9	1.00	77,635
998415		Assistant Professor & First Year Seminar Coordinator Rife, Aaron	9	0.50	30,858
998432		Assistant Professor Byun, Jaehwan	9	1.00	52,588



**W.S.U ANNUAL BUDGET**  
**102009 - Curriculum & Instruction**  
**For Fiscal Year 2022**

Account Code	Position Number	Name or Account Description	Months	2022 Adopted	
				Budget FTE	Amount
	998438	Professor Liu, Fuchang	9	1.00	69,039
	998455	Assistant Professor of Elementary Education Ko, Dosun	9	1.00	50,000
	998462	Department Chair & Professor Granada, Arthur	12	1.00	89,775
	998470	Assistant Professor Vacant		1.00	60,000
	999891	Office Manager Aubrey, Angela	12	1.00	41,122
	1110	Uncl-Salaries-Seasonal and Temp			10,000
	1180	Unclassified Salaries-Lecturer			420,000
	1160	Unclass Sal-OT/Comp/AHR			1,000
		<b>Total Unclassified Salaries</b>		<b>16.23</b>	<b>1,352,923</b>
<b>Total Unclassified Salaries by Fund</b>					
	A0003	GU State General Fund		4.63	259,757
	A2000	GU General Fees Fund		9.50	589,438
	D10048	RU Curriculum and Instruction		2.10	153,728
	D11395	RU Teacher Apprentice Program		-	350,000
		<b>Total Unclassified Salaries by Fund</b>		<b>16.23</b>	<b>1,352,923</b>
<b>STUDENT ASSISTANTS AND BENEFITS</b>					
	1210	Student Salaries-WS-WSU Match			3,333
	1220	Student Sal-Workstudy Federal			9,896
	1690	Shrinkage			(25,434)
	1760	State Leave Pymt Assessment			9,026
	1830	Regents Retirement			69,271
	1850	TIAA Disability			9,237
	1911	Medicare			19,119
	1912	OASDI			81,714
	1750	Dependent Health Insurance			29,640
	1752	Healthy Kids Health Insurance			-
	1950	Single Group Health Insurance			86,207
	1970	Workers Compensation			4,222
	1980	Unemployment Compensation			1,074
		<b>Total Students and Fringe Benefits</b>			<b>297,305</b>
<b>Total Students and Fringe Benefits by Fund</b>					
	A0003	GU State General Fund			63,987
	A2000	GU General Fees Fund			176,569
	D10048	RU Curriculum and Instruction			16,305
	D11395	RU Teacher Apprentice Program			30,443
	R40041	Federal Work Study Program			10,001
		<b>Total Students and Fringe Benefits</b>			<b>297,305</b>
<b>Total Salaries and Fringe Benefits</b>					
				<b>16.23</b>	<b>1,650,228</b>
<b>Total Salaries and Fringe Benefits by Fund</b>					
	A0003	GU State General Fund		4.63	323,744
	A2000	GU General Fees Fund		9.50	766,007

**W.S.U ANNUAL BUDGET**  
**102009 - Curriculum & Instruction**  
**For Fiscal Year 2022**

Account Code	Position Number	Name or Account Description	Months	2022 Adopted	
				Budget FTE	Amount
	D10048	RU Curriculum and Instruction		2.10	170,033
	D11395	RU Teacher Apprentice Program		-	380,443
	R40041	Federal Work Study Program		-	10,001
		<b>Total Salaries and Fringe Benefits</b>		<b>16.23</b>	<b>1,650,228</b>
<b>OTHER OPERATING EXPENDITURES (OOE)</b>					
	7C	Contractual Services			70,404
	7F	Commodities			36,783
	7H	Capital Outlay			100
	7Z	Transfers Out			15,000
		<b>Total OOE</b>			<b>122,287</b>
<b>Total OOE by Fund</b>					
	A2000	GU General Fees Fund			49,279
	D10048	RU Curriculum and Instruction			73,008
		<b>Total OOE by Fund</b>			<b>122,287</b>
<b>Total FTE and Expenditures</b>				<b>16.23</b>	<b>1,772,515</b>
<b>Total FTE and Expenditures by Fund</b>					
	A0003	GU State General Fund		4.63	323,744
	A2000	GU General Fees Fund		9.50	815,286
	D10048	RU Curriculum and Instruction		2.10	243,041
	D11395	RU Teacher Apprentice Program		-	380,443
	R40041	Federal Work Study Program		-	10,001
		<b>Total FTE and Expenditures by Fund</b>		<b>16.23</b>	<b>1,772,515</b>

**W.S.U ANNUAL BUDGET**  
**102010 - Applied Studies Technology Center**  
**For Fiscal Year 2022**

Account Code	Position Number	Name or Account Description	Months	2022 Adopted	
				Budget FTE	Amount
<b>USS SALARIES</b>					
<b>1000 USS Salaries-Permanent</b>					
<b>Total USS Salaries</b>				-	-
<b>Total USS Salaries by Fund</b>					
<b>Total USS Salaries by Fund</b>				-	-
<b>UNCLASSIFIED SALARIES</b>					
<b>1100 Unclassified Salaries-Permanent (Including 1105 - Stipend)</b>					
<b>Total Unclassified Salaries</b>				-	-
<b>Total Unclassified Salaries by Fund</b>					
A0003		GU State General Fund		-	-
<b>Total Unclassified Salaries by Fund</b>				-	-
<b>STUDENT ASSISTANTS AND BENEFITS</b>					
1200		Student Salaries-Regular			16,932
1690		Shrinkage			(390)
1760		State Leave Pymt Assessment			112
1850		TIAA Disability			-
1911		Medicare			-
1912		OASDI			-
1970		Workers Compensation			53
1980		Unemployment Compensation			14
<b>Total Students and Fringe Benefits</b>				-	<b>16,721</b>
<b>Total Students and Fringe Benefits by Fund</b>					
A0003		GU State General Fund			16,721
<b>Total Students and Fringe Benefits</b>				-	<b>16,721</b>
<b>Total Salaries and Fringe Benefits</b>				-	<b>16,721</b>
<b>Total Salaries and Fringe Benefits by Fund</b>					
A0003		GU State General Fund			16,721
<b>Total Salaries and Fringe Benefits</b>				-	<b>16,721</b>
<b>OTHER OPERATING EXPENDITURES (OOE)</b>					
7C		Contractual Services			3,100
7F		Commodities			600
7H		Capital Outlay			22,673
<b>Total OOE</b>				-	<b>26,373</b>
<b>Total OOE by Fund</b>					
A2000		GU General Fees Fund			25,673
D10049		RU Education Technology Center			700
<b>Total OOE by Fund</b>				-	<b>26,373</b>
<b>Total FTE and Expenditures</b>				-	<b>43,094</b>
<b>Total FTE and Expenditures by Fund</b>					
A0003		GU State General Fund			16,721
A2000		GU General Fees Fund			25,673
D10049		RU Education Technology Center			700
<b>Total FTE and Expenditures by Fund</b>				-	<b>43,094</b>

**W.S.U ANNUAL BUDGET  
102013 - Applied Studies Contingency  
For Fiscal Year 2022**

Account Code	Position Number	Name or Account Description	Months	2022 Adopted	
				Budget FTE	Amount
<b>USS SALARIES</b>					
<b>1000 USS Salaries-Permanent</b>					
<b>Total USS Salaries</b>				-	-
<b>Total USS Salaries by Fund</b>					
<b>Total USS Salaries by Fund</b>				-	-
<b>UNCLASSIFIED SALARIES</b>					
<b>1100 Unclassified Salaries-Permanent (Including 1105 - Stipend)</b>					
	997762	Associate Professor Vacant		1.00	45,762
	998431	Professor Vacant		1.00	44,135
<b>Total Unclassified Salaries</b>				<b>2.00</b>	<b>89,897</b>
<b>Total Unclassified Salaries by Fund</b>					
	A2000	GU General Fees Fund		2.00	89,897
<b>Total Unclassified Salaries by Fund</b>				<b>2.00</b>	<b>89,897</b>
<b>STUDENT ASSISTANTS AND BENEFITS</b>					
	1690	Shrinkage			(2,249)
	1760	State Leave Pymt Assessment			595
	1850	TIAA Disability			900
	1911	Medicare			1,304
	1912	OASDI			5,575
	1970	Workers Compensation			277
	1980	Unemployment Compensation			73
<b>Total Students and Fringe Benefits</b>					<b>6,475</b>
<b>Total Students and Fringe Benefits by Fund</b>					
	A2000	GU General Fees Fund			6,475
<b>Total Students and Fringe Benefits</b>					<b>6,475</b>
<b>Total Salaries and Fringe Benefits</b>				<b>2.00</b>	<b>96,372</b>
<b>Total Salaries and Fringe Benefits by Fund</b>					
	A2000	GU General Fees Fund		2.00	96,372
<b>Total Salaries and Fringe Benefits</b>				<b>2.00</b>	<b>96,372</b>
<b>OTHER OPERATING EXPENDITURES (OOE)</b>					
<b>Total OOE</b>					-
<b>Total OOE by Fund</b>					
<b>Total OOE by Fund</b>					-
<b>Total FTE and Expenditures</b>				<b>2.00</b>	<b>96,372</b>
<b>Total FTE and Expenditures by Fund</b>					
	A2000	GU General Fees Fund		2.00	96,372
<b>Total FTE and Expenditures by Fund</b>				<b>2.00</b>	<b>96,372</b>

**W.S.U ANNUAL BUDGET  
102015 - Human Performance Studies  
For Fiscal Year 2022**

Account Code	Position Number	Name or Account Description	Months	2022 Adopted	
				Budget FTE	Amount
<b>USS SALARIES</b>					
<b>1000 USS Salaries-Permanent</b>					
	999397	Administrative Assistant Johnson, Stacy	12	1.00	31,262
<b>Total USS Salaries</b>				<b>1.00</b>	<b>31,262</b>
<b>Total USS Salaries by Fund</b>					
	A0003	GU State General Fund		1.00	31,262
<b>Total USS Salaries by Fund</b>				<b>1.00</b>	<b>31,262</b>
<b>UNCLASSIFIED SALARIES</b>					
<b>1100 Unclassified Salaries-Permanent (Including 1105 - Stipend)</b>					
	997595	Athletic Training Clinical Education Coordinator Bailey, Whitney	10	1.00	54,146
	997599	Associate Professor, Prg Dir Ath Train Bomgardner, Richard	12	1.00	81,638
	997636	Assistant Professor VanRavenhorst-Bell, Heidi	9	0.70	42,943
	998394	Professor and Research Director of CPAA Rogers, Michael	9	1.00	85,427
	998406	Assistant Professor Luinstra, Lindsay <i>\$3,000 of this position is funded from restricted use sources.</i>	9	1.00	52,663
	998450	Human Performance Educator Vacant <i>This position is fully funded from restricted use sources.</i>		1.00	35,000
	998700	Department Chair, Assistant Educator Hamm, Deborah <i>\$15,000 of this position is funded from restricted use sources.</i>	12	1.00	81,667
	1115	Unclassified Salaries-Add'l Comp			29,000
<b>Total Unclassified Salaries</b>				<b>6.70</b>	<b>462,484</b>
<b>Total Unclassified Salaries by Fund</b>					
	A0003	GU State General Fund		3.76	255,903
	A2000	GU General Fees Fund		1.70	124,581
	D10053	RU Human Performance Studies		1.24	82,000
<b>Total Unclassified Salaries by Fund</b>				<b>6.70</b>	<b>462,484</b>
<b>STUDENT ASSISTANTS AND BENEFITS</b>					
	1200	Student Salaries-Regular			1,152
	1690	Shrinkage			(11,992)
	1760	State Leave Pymt Assessment			3,271
	1810	KPERS Retirement			4,405
	1830	Regents Retirement			36,341
	1850	TIAA Disability			4,941
	1911	Medicare			6,960

**W.S.U ANNUAL BUDGET**  
**102015 - Human Performance Studies**  
**For Fiscal Year 2022**

Account Code	Position Number	Name or Account Description	Months	2022 Adopted	
				Budget FTE	Amount
1912	OASDI				29,739
1750	Dependent Health Insurance				7,410
1950	Single Group Health Insurance				31,349
1970	Workers Compensation				1,532
1980	Unemployment Compensation				390
<b>Total Students and Fringe Benefits</b>					<b>115,498</b>
<b>Total Students and Fringe Benefits by Fund</b>					
A0003	GU State General Fund				82,897
A2000	GU General Fees Fund				19,206
D10053	RU Human Performance Studies				13,395
<b>Total Students and Fringe Benefits</b>					<b>115,498</b>
<b>Total Salaries and Fringe Benefits</b>				<b>7.70</b>	<b>609,244</b>
<b>Total Salaries and Fringe Benefits by Fund</b>					
A0003	GU State General Fund			4.76	370,062
A2000	GU General Fees Fund			1.70	143,787
D10053	RU Human Performance Studies			1.24	95,395
<b>Total Salaries and Fringe Benefits</b>				<b>7.70</b>	<b>609,244</b>
<b>OTHER OPERATING EXPENDITURES (OOE)</b>					
7C	Contractual Services				34,865
7F	Commodities				14,300
7H	Capital Outlay				8,500
7Z	Transfers Out				3,100
<b>Total OOE</b>					<b>60,765</b>
<b>Total OOE by Fund</b>					
A2000	GU General Fees Fund				14,764
D10053	RU Human Performance Studies				46,001
<b>Total OOE by Fund</b>					<b>60,765</b>
<b>Total FTE and Expenditures</b>				<b>7.70</b>	<b>670,009</b>
<b>Total FTE and Expenditures by Fund</b>					
A0003	GU State General Fund			4.76	370,062
A2000	GU General Fees Fund			1.70	158,551
D10053	RU Human Performance Studies			1.24	141,396
<b>Total FTE and Expenditures by Fund</b>				<b>7.70</b>	<b>670,009</b>

**W.S.U ANNUAL BUDGET**  
**102018 - Applied Studies Support Services**  
**For Fiscal Year 2022**

Account Code	Position Number	Name or Account Description	Months	2022 Adopted	
				Budget FTE	Amount
<b>USS SALARIES</b>					
<b>1000 USS Salaries-Permanent</b>					
1020		USS Salaries-OT		-	18
		<b>Total USS Salaries</b>		<b>-</b>	<b>18</b>
<b>Total USS Salaries by Fund</b>					
A0003		GU State General Fund		-	18
		<b>Total USS Salaries by Fund</b>		<b>-</b>	<b>18</b>
<b>UNCLASSIFIED SALARIES</b>					
<b>1100 Unclassified Salaries-Permanent (Including 1105 - Stipend)</b>					
995302		Assistant to the Dean's Offices/Records Specialist/Scholarship Coordinator Myers, Andrew	12	0.60	29,515
997201		Academic Advisor Barnes, Sheri	12	0.90	35,568
997612		Academic Advisor Vacant	12	1.00	37,555
997918		Licensure Specialist Sherrod Mount, Tierney	12	1.00	43,098
998461		Education Support Services Director Langley, Sherena	12	1.00	55,632
		<b>Total Unclassified Salaries</b>		<b>4.50</b>	<b>201,368</b>
<b>Total Unclassified Salaries by Fund</b>					
A0003		GU State General Fund		4.50	201,368
		<b>Total Unclassified Salaries by Fund</b>		<b>4.50</b>	<b>201,368</b>
<b>STUDENT ASSISTANTS AND BENEFITS</b>					
1200		Student Salaries-Regular			8,198
1210		Student Salaries-WS-WSU Match			2,883
1220		Student Sal-Workstudy Federal			8,560
1690		Shrinkage			(6,535)
1760		State Leave Pymt Assessment			1,463
1810		KPERS Retirement			3
1830		Regents Retirement			17,119
1850		TIAA Disability			2,017
1911		Medicare			2,815
1912		OASDI			12,023
1750		Dependent Health Insurance			9,633
1950		Single Group Health Insurance			28,214
1970		Workers Compensation			685
1980		Unemployment Compensation			175
		<b>Total Students and Fringe Benefits</b>			<b>87,253</b>
<b>Total Students and Fringe Benefits by Fund</b>					
A0003		GU State General Fund			78,602
R40041		Federal Work Study Program			8,651

**W.S.U ANNUAL BUDGET**  
**102018 - Applied Studies Support Services**  
**For Fiscal Year 2022**

Account Code	Position Number	Name or Account Description	Months	2022 Adopted	
				Budget FTE	Amount
<b>Total Students and Fringe Benefits</b>					<b>87,253</b>
<b>Total Salaries and Fringe Benefits</b>				<b>4.50</b>	<b>288,639</b>
<b>Total Salaries and Fringe Benefits by Fund</b>					
A0003		GU State General Fund		4.50	279,988
R40041		Federal Work Study Program		-	8,651
<b>Total Salaries and Fringe Benefits</b>				<b>4.50</b>	<b>288,639</b>
<b>OTHER OPERATING EXPENDITURES (OOE)</b>					
7C		Contractual Services			23,275
7F		Commodities			3,000
7H		Capital Outlay			2,975
<b>Total OOE</b>					<b>29,250</b>
<b>Total OOE by Fund</b>					
A2000		GU General Fees Fund			17,000
D10055		RU Education Support Services			12,250
<b>Total OOE by Fund</b>					<b>29,250</b>
<b>Total FTE and Expenditures</b>				<b>4.50</b>	<b>317,889</b>
<b>Total FTE and Expenditures by Fund</b>					
A0003		GU State General Fund		4.50	279,988
A2000		GU General Fees Fund		-	17,000
D10055		RU Education Support Services		-	12,250
R40041		Federal Work Study Program		-	8,651
<b>Total FTE and Expenditures by Fund</b>				<b>4.50</b>	<b>317,889</b>



**W.S.U ANNUAL BUDGET**  
**102019 - Counsel, Leadership, Ed & Sch Psych**  
**For Fiscal Year 2022**

Account Code	Position Number	Name or Account Description	Months	2022 Adopted	
				Budget FTE	Amount
<b>USS SALARIES</b>					
<b>1000 USS Salaries-Permanent</b>					
<b>Total USS Salaries</b>				-	-
<b>Total USS Salaries by Fund</b>					
<b>Total USS Salaries by Fund</b>				-	-
<b>UNCLASSIFIED SALARIES</b>					
<b>1100 Unclassified Salaries-Permanent (Including 1105 - Stipend)</b>					
991024		Graduate Programs Enrollment & Retention Specialist Seymour, Grant	12	1.00	42,016
994171		Administrative Specialist Verbeck, Leigh	12	1.00	35,006
995792		Clinical Educator & Coordinator, Online Teacher Education Wood, Andrea	9	1.00	62,000
		<i>\$45,435 of this position is funded from restricted use sources.</i>			
995923		Assistant Professor Thiele, Julie	9	1.00	61,500
996457		Professor in Latinx Studies Torres Rivera, Edil	12	1.00	80,000
996711		Associate Clinical Professor Goodvin, Sharon	9	1.00	49,375
		<i>This position is fully funded from restricted use sources.</i>			
997169		Assistant Clinical Professor Sherwood, Kristin	9	1.00	50,950
997170		Assistant Clinical Professor - District Leadership Program Gooch, Deanna	9	1.00	51,000
997210		Associate Professor Bray, Susan	9	1.00	60,901
997831		Assistant Professor Beeler, Angela	9	1.00	57,950
997841		Assistant Professor/ Clinical Director Maghsoudi, Mahsa	12	1.00	50,600
997874		Assistant Professor in Special Education Panos, Kristin	9	1.00	50,000
998192		Professor Celoni, Justine	9	1.00	60,000

**W.S.U ANNUAL BUDGET**  
**102019 - Counsel, Leadership, Ed & Sch Psych**  
**For Fiscal Year 2022**

Account Code	Position Number	Name or Account Description	Months	2022 Adopted	
				Budget FTE	Amount
	998393	Professor Patterson, Jean	9	1.00	89,502
	998398	Professor Wilson, Kimberly	9	1.00	78,354
	998401	Associate Professor Cornell, Heidi	9	1.00	60,551
	998423	Assistant Professor Sherif, Victoria	9	1.00	62,000
	998439	Associate Professor Li, Jiaqi	9	1.00	57,513
	998451	Associate Professor Herron, Jason	9	1.00	58,569
	998459	Associate Professor Stone, Jennifer	9	1.00	58,240
	998460	Associate Professor Latavietz, Beatrice	9	1.00	56,193
	998463	Assistant Professor Thompson, Valerie <i>\$10,000 of this position is funded from restricted use sources.</i>	9	1.00	60,000
	998464	Assistant Educator Bonitto, Cassandra	9	1.00	50,950
	998465	Associate Professor Sayman, Donna	9	1.00	61,976
	998468	Assistant Professor of Counseling Mullins, Philip	9	1.00	54,123
	998605	Interim Senior Director of Faculty Development, CLES Department He and Professor Fiorini, Jody	12	1.00	100,969
	999905	Clinical Educator - Teacher Apprentice Program Vacant <i>This position is fully funded from restricted use sources.</i>		1.00	40,770
	1115	Unclassified Salaries-Add'l Comp			55,000
		<b>Total Unclassified Salaries</b>		<b>27.00</b>	<b>1,656,008</b>
		<b>Total Unclassified Salaries by Fund</b>			
	A0003	GU State General Fund		12.00	724,934
	A2000	GU General Fees Fund		12.10	730,494
	D10056	RU Counseling, Educ & Sch Psych		0.17	65,000
	D11715	RU Teacher Apprentice Program-TAP		2.73	135,580
		<b>Total Unclassified Salaries by Fund</b>		<b>27.00</b>	<b>1,656,008</b>

**W.S.U ANNUAL BUDGET**  
**102019 - Counsel, Leadership, Ed & Sch Psych**  
**For Fiscal Year 2022**

Account Code	Position Number	Name or Account Description	Months	2022 Adopted	
				Budget FTE	Amount
<b>STUDENT ASSISTANTS AND BENEFITS</b>					
1200		Student Salaries-Regular			11,361
1210		Student Salaries-WS-WSU Match			3,333
1220		Student Sal-Workstudy Federal			9,896
1690		Shrinkage			(43,841)
1760		State Leave Pymt Assessment			11,106
1830		Regents Retirement			137,306
1850		TIAA Disability			16,571
1911		Medicare			23,539
1912		OASDI			100,599
1750		Dependent Health Insurance			25,159
1752		Healthy Kids Health Insurance			698
1950		Single Group Health Insurance			178,627
1970		Workers Compensation			5,192
1980		Unemployment Compensation			1,336
<b>Total Students and Fringe Benefits</b>					<b>480,882</b>
<b>Total Students and Fringe Benefits by Fund</b>					
A0003		GU State General Fund			207,384
A2000		GU General Fees Fund			215,689
D10056		RU Counseling, Educ & Sch Psych			13,126
D11715		RU Teacher Apprentice Program-TAP			34,682
R40041		Federal Work Study Program			10,001
<b>Total Students and Fringe Benefits</b>					<b>480,882</b>
<b>Total Salaries and Fringe Benefits</b>				<b>27.00</b>	<b>2,136,890</b>
<b>Total Salaries and Fringe Benefits by Fund</b>					
A0003		GU State General Fund	12.00		932,318
A2000		GU General Fees Fund	12.10		946,183
D10056		RU Counseling, Educ & Sch Psych	0.17		78,126
D11715		RU Teacher Apprentice Program-TAP	2.73		170,262
R40041		Federal Work Study Program	-		10,001
<b>Total Salaries and Fringe Benefits</b>				<b>27.00</b>	<b>2,136,890</b>
<b>OTHER OPERATING EXPENDITURES (OOE)</b>					
7C		Contractual Services			84,548
7F		Commodities			45,277
7H		Capital Outlay			22,528
7Z		Transfers Out			21,700
<b>Total OOE</b>					<b>174,053</b>
<b>Total OOE by Fund</b>					
A2000		GU General Fees Fund			29,719
D10056		RU Counseling, Educ & Sch Psych			144,334
<b>Total OOE by Fund</b>					<b>174,053</b>
<b>Total FTE and Expenditures</b>				<b>27.00</b>	<b>2,310,943</b>
<b>Total FTE and Expenditures by Fund</b>					
A0003		GU State General Fund	12.00		932,318
A2000		GU General Fees Fund	12.10		975,902
D10056		RU Counseling, Educ & Sch Psych	0.17		222,460
D11715		RU Teacher Apprentice Program-TAP	2.73		170,262
R40041		Federal Work Study Program	-		10,001
<b>Total FTE and Expenditures by Fund</b>				<b>27.00</b>	<b>2,310,943</b>

**W.S.U ANNUAL BUDGET  
102020 - Human Performance Studies Equipment  
For Fiscal Year 2022**

Account Code	Position Number	Name or Account Description	Months	2022 Adopted	
				Budget FTE	Amount
<b>USS SALARIES</b>					
<b>1000 USS Salaries-Permanent</b>					
<b>Total USS Salaries</b>				-	-
<b>Total USS Salaries by Fund</b>					
<b>Total USS Salaries by Fund</b>				-	-
<b>UNCLASSIFIED SALARIES</b>					
<b>1100 Unclassified Salaries-Permanent (Including 1105 - Stipend)</b>					
<b>Total Unclassified Salaries</b>				-	-
<b>Total Unclassified Salaries by Fund</b>					
<b>Total Unclassified Salaries by Fund</b>				-	-
<b>STUDENT ASSISTANTS AND BENEFITS</b>					
<b>Total Students and Fringe Benefits</b>				-	-
<b>Total Students and Fringe Benefits by Fund</b>					
<b>Total Students and Fringe Benefits</b>				-	-
<b>Total Salaries and Fringe Benefits</b>				-	-
<b>Total Salaries and Fringe Benefits by Fund</b>					
<b>Total Salaries and Fringe Benefits</b>				-	-
<b>OTHER OPERATING EXPENDITURES (OOE)</b>					
7H Capital Outlay				2,000	
<b>Total OOE</b>				<b>2,000</b>	
<b>Total OOE by Fund</b>					
A2000		GU General Fees Fund		2,000	
<b>Total OOE by Fund</b>				<b>2,000</b>	
<b>Total FTE and Expenditures</b>				-	<b>2,000</b>
<b>Total FTE and Expenditures by Fund</b>					
A2000		GU General Fees Fund		-	2,000
<b>Total FTE and Expenditures by Fund</b>				-	<b>2,000</b>

**W.S.U ANNUAL BUDGET  
102038 - Sport Management  
For Fiscal Year 2022**

Account Code	Position Number	Name or Account Description	Months	2022 Adopted	
				Budget FTE	Amount
<b>USS SALARIES</b>					
<b>1000 USS Salaries-Permanent</b>					
<b>Total USS Salaries</b>				-	-
<b>Total USS Salaries by Fund</b>					
<b>Total USS Salaries by Fund</b>				-	-
<b>UNCLASSIFIED SALARIES</b>					
<b>1100 Unclassified Salaries-Permanent (Including 1105 - Stipend)</b>					
993053		Assistant Professor and Applied Learning Coordinator Berry, Bobby	9	0.80	41,600
997255		Academic Advisor and Clinical Educator Ellison, Ricki	12	1.00	45,900
998258		Associate Professor Noble, Jeffrey	9	1.00	61,219
998404		Assistant Professor - Sport Management Ross, Richard	9	1.00	55,832
998411		Associate Professor Kim, Wonyoung	9	1.00	61,941
998414		Interim Associate Dean College Applied Studies, Chairperson and Professor Vermillion, Mark	12	1.00	106,587
		<i>\$6,000 of this position is funded from restricted use sources.</i>			
998761		Office Manager Steinbach, Dana	12	1.00	31,554
1115		Unclassified Salaries-Add'l Comp			13,000
1180		Unclassified Salaries-Lecturer			2,000
<b>Total Unclassified Salaries</b>				<b>6.80</b>	<b>419,633</b>
<b>Total Unclassified Salaries by Fund</b>					
A0003		GU State General Fund		1.74	142,187
A2000		GU General Fees Fund		5.00	256,446
D10902		RU Sport Management		0.06	21,000
<b>Total Unclassified Salaries by Fund</b>				<b>6.80</b>	<b>419,633</b>
<b>STUDENT ASSISTANTS AND BENEFITS</b>					
1200		Student Salaries-Regular			2,648
1690		Shrinkage			(12,218)
1760		State Leave Pymt Assessment			2,792
1810		KPERS Retirement			4,446
1830		Regents Retirement			32,820
1850		TIAA Disability			4,179
1911		Medicare			5,875
1912		OASDI			25,101

**W.S.U ANNUAL BUDGET**  
**102038 - Sport Management**  
**For Fiscal Year 2022**

Account Code	Position Number	Name or Account Description	Months	2022 Adopted	
				Budget FTE	Amount
1750		Dependent Health Insurance			18,526
1950		Single Group Health Insurance			45,456
1970		Workers Compensation			1,306
1980		Unemployment Compensation			330
<b>Total Students and Fringe Benefits</b>					<b>131,261</b>
<b>Total Students and Fringe Benefits by Fund</b>					
A0003		GU State General Fund			39,330
A2000		GU General Fees Fund			85,627
D10902		RU Sport Management			6,304
<b>Total Students and Fringe Benefits</b>					<b>131,261</b>
<b>Total Salaries and Fringe Benefits</b>				<b>6.80</b>	<b>550,894</b>
<b>Total Salaries and Fringe Benefits by Fund</b>					
A0003		GU State General Fund		1.74	181,517
A2000		GU General Fees Fund		5.00	342,073
D10902		RU Sport Management		0.06	27,304
<b>Total Salaries and Fringe Benefits</b>				<b>6.80</b>	<b>550,894</b>
<b>OTHER OPERATING EXPENDITURES (OOE)</b>					
7C		Contractual Services			22,229
7F		Commodities			8,259
7H		Capital Outlay			2,500
7Z		Transfers Out			3,100
<b>Total OOE</b>					<b>36,088</b>
<b>Total OOE by Fund</b>					
A2000		GU General Fees Fund			11,669
D10390		RU Sport Management Alumni Fund			1,200
D10902		RU Sport Management			23,219
<b>Total OOE by Fund</b>					<b>36,088</b>
<b>Total FTE and Expenditures</b>				<b>6.80</b>	<b>586,982</b>
<b>Total FTE and Expenditures by Fund</b>					
A0003		GU State General Fund		1.74	181,517
A2000		GU General Fees Fund		5.00	353,742
D10390		RU Sport Management Alumni Fund		-	1,200
D10902		RU Sport Management		0.06	50,523
<b>Total FTE and Expenditures by Fund</b>				<b>6.80</b>	<b>586,982</b>

**W.S.U ANNUAL BUDGET**  
**102404 - Teacher Apprentice Program (TAP)**  
**For Fiscal Year 2022**

Account Code	Position Number	Name or Account Description	Months	2022 Adopted	
				Budget FTE	Amount
<b>USS SALARIES</b>					
<b>1000 USS Salaries-Permanent</b>					
<b>Total USS Salaries</b>				-	-
<b>Total USS Salaries by Fund</b>					
<b>Total USS Salaries by Fund</b>				-	-
<b>UNCLASSIFIED SALARIES</b>					
<b>1100 Unclassified Salaries-Permanent (Including 1105 - Stipend)</b>					
<b>Total Unclassified Salaries</b>				-	-
<b>Total Unclassified Salaries by Fund</b>					
<b>Total Unclassified Salaries by Fund</b>				-	-
<b>STUDENT ASSISTANTS AND BENEFITS</b>					
<b>Total Students and Fringe Benefits</b>				-	-
<b>Total Students and Fringe Benefits by Fund</b>					
<b>Total Students and Fringe Benefits</b>				-	-
<b>Total Salaries and Fringe Benefits</b>				-	-
<b>Total Salaries and Fringe Benefits by Fund</b>					
<b>Total Salaries and Fringe Benefits</b>				-	-
<b>OTHER OPERATING EXPENDITURES (OOE)</b>					
7C Contractual Services				1,350,455	
<b>Total OOE</b>				<b>1,350,455</b>	
<b>Total OOE by Fund</b>					
A2000 GU General Fees Fund				1,350,455	
<b>Total OOE by Fund</b>				<b>1,350,455</b>	
<b>Total FTE and Expenditures</b>				-	<b>1,350,455</b>
<b>Total FTE and Expenditures by Fund</b>					
A2000 GU General Fees Fund				-	1,350,455
<b>Total FTE and Expenditures by Fund</b>				-	<b>1,350,455</b>

**W.S.U ANNUAL BUDGET**  
**102181 - Applied Studies Lecturers**  
**For Fiscal Year 2022**

Account Code	Position Number	Name or Account Description	Months	2022 Adopted	
				Budget FTE	Amount
<b>USS SALARIES</b>					
<b>1000 USS Salaries-Permanent</b>					
<b>Total USS Salaries</b>				-	-
<b>Total USS Salaries by Fund</b>					
<b>Total USS Salaries by Fund</b>				-	-
<b>UNCLASSIFIED SALARIES</b>					
<b>1100 Unclassified Salaries-Permanent (Including 1105 - Stipend)</b>					
1110		Uncl-Salaries-Seasonal and Temp			300,154
<b>Total Unclassified Salaries</b>				-	<b>300,154</b>
<b>Total Unclassified Salaries by Fund</b>					
A2000		GU General Fees Fund		-	300,154
<b>Total Unclassified Salaries by Fund</b>				-	<b>300,154</b>
<b>STUDENT ASSISTANTS AND BENEFITS</b>					
1690		Shrinkage			(7,438)
1760		State Leave Pymt Assessment			1,982
1911		Medicare			4,353
1912		OASDI			18,610
1970		Workers Compensation			925
1980		Unemployment Compensation			241
<b>Total Students and Fringe Benefits</b>				-	<b>18,673</b>
<b>Total Students and Fringe Benefits by Fund</b>					
A2000		GU General Fees Fund		-	18,673
<b>Total Students and Fringe Benefits</b>				-	<b>18,673</b>
<b>Total Salaries and Fringe Benefits</b>				-	<b>318,827</b>
<b>Total Salaries and Fringe Benefits by Fund</b>					
A2000		GU General Fees Fund		-	318,827
<b>Total Salaries and Fringe Benefits</b>				-	<b>318,827</b>
<b>OTHER OPERATING EXPENDITURES (OOE)</b>					
<b>Total OOE</b>				-	-
<b>Total OOE by Fund</b>					
<b>Total OOE by Fund</b>				-	-
<b>Total FTE and Expenditures</b>				-	<b>318,827</b>
<b>Total FTE and Expenditures by Fund</b>					
A2000		GU General Fees Fund		-	318,827
<b>Total FTE and Expenditures by Fund</b>				-	<b>318,827</b>



**W.S.U ANNUAL BUDGET  
102212 - WSU ESports Varsity  
For Fiscal Year 2022**

Account Code	Position Number	Name or Account Description	Months	2022 Adopted	
				Budget FTE	Amount
<b>USS SALARIES</b>					
<b>1000 USS Salaries-Permanent</b>					
<b>Total USS Salaries</b>				-	-
<b>Total USS Salaries by Fund</b>					
<b>Total USS Salaries by Fund</b>				-	-
<b>UNCLASSIFIED SALARIES</b>					
<b>1100 Unclassified Salaries-Permanent (Including 1105 - Stipend)</b>					
997081		Coordinator, WSU Varsity ESports Team Calder, Courtney	12	1.00	38,570
<i>This position is fully funded from restricted use sources.</i>					
<b>Total Unclassified Salaries</b>				<b>1.00</b>	<b>38,570</b>
<b>Total Unclassified Salaries by Fund</b>					
D11516		RU Esports Varsity		1.00	38,570
<b>Total Unclassified Salaries by Fund</b>				<b>1.00</b>	<b>38,570</b>
<b>STUDENT ASSISTANTS AND BENEFITS</b>					
1200		Student Salaries-Regular			14,090
1760		State Leave Pymt Assessment			348
1830		Regents Retirement			3,279
1850		TIAA Disability			386
1911		Medicare			552
1912		OASDI			2,360
1750		Dependent Health Insurance			-
1950		Single Group Health Insurance			7,837
1970		Workers Compensation			163
1980		Unemployment Compensation			43
<b>Total Students and Fringe Benefits</b>					<b>29,058</b>
<b>Total Students and Fringe Benefits by Fund</b>					
D11516		RU Esports Varsity			29,058
<b>Total Students and Fringe Benefits</b>					<b>29,058</b>
<b>Total Salaries and Fringe Benefits</b>				<b>1.00</b>	<b>67,628</b>
<b>Total Salaries and Fringe Benefits by Fund</b>					
D11516		RU Esports Varsity		1.00	67,628
<b>Total Salaries and Fringe Benefits</b>				<b>1.00</b>	<b>67,628</b>
<b>OTHER OPERATING EXPENDITURES (OOE)</b>					
7F		Commodities			11,925
<b>Total OOE</b>					<b>11,925</b>
<b>Total OOE by Fund</b>					
D11516		RU Esports Varsity			11,925
<b>Total OOE by Fund</b>					<b>11,925</b>
<b>Total FTE and Expenditures</b>				<b>1.00</b>	<b>79,553</b>
<b>Total FTE and Expenditures by Fund</b>					
D11516		RU Esports Varsity		1.00	79,553
<b>Total FTE and Expenditures by Fund</b>				<b>1.00</b>	<b>79,553</b>

**W.S.U ANNUAL BUDGET**  
**102352 - Foresight 20/20 Operating Fund**  
**For Fiscal Year 2022**

Account Code	Position Number	Name or Account Description	Months	2022 Adopted	
				Budget FTE	Amount
<b>USS SALARIES</b>					
<b>1000 USS Salaries-Permanent</b>					
<b>Total USS Salaries</b>				-	-
<b>Total USS Salaries by Fund</b>					
<b>Total USS Salaries by Fund</b>				-	-
<b>UNCLASSIFIED SALARIES</b>					
<b>1100 Unclassified Salaries-Permanent (Including 1105 - Stipend)</b>					
<b>Total Unclassified Salaries</b>				-	-
<b>Total Unclassified Salaries by Fund</b>					
<b>Total Unclassified Salaries by Fund</b>				-	-
<b>STUDENT ASSISTANTS AND BENEFITS</b>					
1210		Student Salaries-WS-WSU Match			4,068
1220		Student Sal-Workstudy Federal			6,037
1690		Shrinkage			(46)
1760		State Leave Pymt Assessment			68
1970		Workers Compensation			33
1980		Unemployment Compensation			9
<b>Total Students and Fringe Benefits</b>				-	<b>10,169</b>
<b>Total Students and Fringe Benefits by Fund</b>					
A2000		GU General Fees Fund			2,011
D11384		RU Foresight 20/20 Operations			2,057
R40041		Federal Work Study Program			6,101
<b>Total Students and Fringe Benefits</b>				-	<b>10,169</b>
<b>Total Salaries and Fringe Benefits</b>				-	<b>10,169</b>
<b>Total Salaries and Fringe Benefits by Fund</b>					
A2000		GU General Fees Fund		-	2,011
D11384		RU Foresight 20/20 Operations		-	2,057
R40041		Federal Work Study Program		-	6,101
<b>Total Salaries and Fringe Benefits</b>				-	<b>10,169</b>
<b>OTHER OPERATING EXPENDITURES (OOE)</b>					
7C		Contractual Services			1
<b>Total OOE</b>				-	<b>1</b>
<b>Total OOE by Fund</b>					
D11384		RU Foresight 20/20 Operations			1
<b>Total OOE by Fund</b>				-	<b>1</b>
<b>Total FTE and Expenditures</b>				-	<b>10,170</b>
<b>Total FTE and Expenditures by Fund</b>					
A2000		GU General Fees Fund		-	2,011
D11384		RU Foresight 20/20 Operations		-	2,058
R40041		Federal Work Study Program		-	6,101
<b>Total FTE and Expenditures by Fund</b>				-	<b>10,170</b>

**Wichita State University**  
**Fiscal Year 2022 Annual Operating Budget**

**College of Applied Studies**  
**General Academic Instruction Program**

**Instruction Budget Summary**

<b>Expenditures</b>	<b>General Use Funds</b>				<b>Restricted Use Funds</b>	<b>Total Budget</b>	<b>% of Total Budget</b>
	<b>State General Fund</b>	<b>General Fees (Tuition) Fund</b>	<b>Total</b>	<b>% of General Use Budget</b>			
<b>Salaries and Fringe Benefits</b>							
University Support Staff Salaries	\$ 31,280	\$ -	\$ 31,280	0.6%	\$ -	\$ 31,280	0.5%
Unclassified Salaries	1,584,149	2,091,010	3,675,159	75.5%	807,308	4,482,467	73.8%
Student Salaries	42,007	5,833	47,840	1.0%	30,352	78,192	1.3%
Fringe Benefits	496,024	577,393	1,073,417	22.1%	112,556	1,185,973	19.5%
Shrinkage	(49,110)	(60,987)	(110,097)	-2.3%	-	(110,097)	-1.8%
<b>Subtotal Salaries and Fringe Benefits</b>	<b>\$ 2,104,350</b>	<b>\$ 2,613,249</b>	<b>\$ 4,717,599</b>	<b>96.9%</b>	<b>\$ 950,216</b>	<b>\$ 5,667,815</b>	<b>93.3%</b>
<b>Other Operating Expenditures</b>	<b>\$ -</b>	<b>\$ 150,104</b>	<b>\$ 150,104</b>	<b>3.1%</b>	<b>\$ 257,812</b>	<b>\$ 407,916</b>	<b>6.7%</b>
<b>Total Instruction Budget</b>	<b>\$ 2,104,350</b>	<b>\$ 2,763,353</b>	<b>\$ 4,867,703</b>	<b>100.0%</b>	<b>\$ 1,208,028</b>	<b>\$ 6,075,731</b>	<b>100.0%</b>

**Instruction Budget Summary by Organization**

<b>Organization</b>	<b>FTE</b>	<b>General Use Funds</b>	<b>% of General Use Funds</b>	<b>Restricted Use Funds</b>	<b>% of Restricted Use Fund</b>	<b>Total Funds</b>	<b>% of Total Funds</b>
Curriculum and Instruction	16.23	\$ 1,139,030	23.4%	\$ 618,485	51.2%	\$ 1,757,515	28.9%
Applied Studies Technology Center	-	42,394	0.9%	700	0.1%	43,094	0.7%
Applied Studies Contingency	2.00	96,372	2.0%	-	0.0%	96,372	1.6%
Human Performance Studies	7.70	528,613	10.9%	138,296	11.4%	666,909	11.0%
Applied Studies Capital Equipment	-	-	0.0%	-	0.0%	-	0.0%
Applied Studies Support Services	4.50	296,988	6.1%	20,901	1.7%	317,889	5.2%
Counseling, Leadership, Education and School Psych	27.00	1,908,220	39.2%	381,023	31.5%	2,289,243	37.7%
Human Performance Studies Equipment	-	2,000	0.0%	-	0.0%	2,000	0.0%
Sport Management	6.80	535,259	11.0%	48,623	4.0%	583,882	9.6%
Applied Studies Lecturers	-	318,827	6.5%	-	0.0%	318,827	5.2%
Applied Studies Out-of-State Travel	-	-	0.0%	-	0.0%	-	0.0%
<b>Total Instruction Budget</b>	<b>64.23</b>	<b>\$ 4,867,703</b>	<b>100.0%</b>	<b>\$ 1,208,028</b>	<b>100.0%</b>	<b>\$ 6,075,731</b>	<b>100.0%</b>

Summary excludes nonreportable expenditures

**Wichita State University**  
**Fiscal Year 2022 Annual Operating Budget**

**Instruction Program**  
**Program Code 42000**

**College of Engineering**  
**Instruction Program Budget Units**

Boeing Distinguished Professorship	Engineering Technology Support
Aerospace Engineering	Biomedical Engineering Program Fee
Electrical & Computer Engineering	Engineering Technology Program Fee
Engineering Capital Equipment	Nanotechnology Team (Nanogroup)
Industrial and Manufacturing Engineering	Engineering Flight Structures Lab
Mechanical Engineering	College of Engineering – BioME Lab
Engineering Program Fee	Engr-Indus Prod Ener Eff Lab (IPEEL)
Electrical Engr and Computer Science	Biomaterials and Bioengineering Lab
Biomedical Engineering	Advanced Mfg Processes Lab
Aerospace Engineering Program Fee	Neuro-Robotics Lab
Electrical Engr Program Fee	Facility Design, Logistics & Prod Lab
Industrial Engr Program Fee	School of Computing
Mechanical Engineering Program Fee	Bloomfield Innov Distinguished Professorship
Engineering Technology	Flight Simulation and Dynamics Lab
Bomhoff Distinguished Professorship	Center for Energy Studies
Bloomfield Distinguished Professorship	

**W.S.U ANNUAL BUDGET  
101525 - Boeing Distinguished Prof-OOE  
For Fiscal Year 2022**

Account Code	Position Number	Name or Account Description	Months	2022 Adopted	
				Budget FTE	Amount
<b>USS SALARIES</b>					
<b>1000 USS Salaries-Permanent</b>					
<b>Total USS Salaries</b>				-	-
<b>Total USS Salaries by Fund</b>					
<b>Total USS Salaries by Fund</b>				-	-
<b>UNCLASSIFIED SALARIES</b>					
<b>1100 Unclassified Salaries-Permanent (Including 1105 - Stipend)</b>					
1115		Unclassified Salaries-Add'l Comp			17,523
1130		Grad Assistants-Research			31,250
<b>Total Unclassified Salaries</b>				-	<b>48,773</b>
<b>Total Unclassified Salaries by Fund</b>					
D10007		RU Boeing Distinguished Prof-OOE		-	48,773
<b>Total Unclassified Salaries by Fund</b>				-	<b>48,773</b>
<b>STUDENT ASSISTANTS AND BENEFITS</b>					
1760		State Leave Pymt Assessment			322
1830		Regents Retirement			1,490
1850		TIAA Disability			176
1911		Medicare			255
1912		OASDI			1,087
1970		Workers Compensation			151
1980		Unemployment Compensation			40
<b>Total Students and Fringe Benefits</b>				-	<b>3,521</b>
<b>Total Students and Fringe Benefits by Fund</b>					
D10007		RU Boeing Distinguished Prof-OOE		-	3,521
<b>Total Students and Fringe Benefits</b>				-	<b>3,521</b>
<b>Total Salaries and Fringe Benefits</b>				-	<b>52,294</b>
<b>Total Salaries and Fringe Benefits by Fund</b>					
D10007		RU Boeing Distinguished Prof-OOE		-	52,294
<b>Total Salaries and Fringe Benefits</b>				-	<b>52,294</b>
<b>OTHER OPERATING EXPENDITURES (OOE)</b>					
7F		Commodities			7,008
<b>Total OOE</b>				-	<b>7,008</b>
<b>Total OOE by Fund</b>					
D10007		RU Boeing Distinguished Prof-OOE		-	7,008
<b>Total OOE by Fund</b>				-	<b>7,008</b>
<b>Total FTE and Expenditures</b>				-	<b>59,302</b>
<b>Total FTE and Expenditures by Fund</b>					
D10007		RU Boeing Distinguished Prof-OOE		-	59,302
<b>Total FTE and Expenditures by Fund</b>				-	<b>59,302</b>

**W.S.U ANNUAL BUDGET  
102022 - Aerospace Engineering  
For Fiscal Year 2022**

Account Code	Position Number	Name or Account Description	Months	2022 Adopted	
				Budget FTE	Amount
<b>USS SALARIES</b>					
<b>1000 USS Salaries-Permanent</b>					
<b>Total USS Salaries</b>				-	-
<b>Total USS Salaries by Fund</b>					
<b>Total USS Salaries by Fund</b>				-	-
<b>UNCLASSIFIED SALARIES</b>					
<b>1100 Unclassified Salaries-Permanent (Including 1105 - Stipend)</b>					
993719	Professor	Vizzini, Anthony	9	1.00	243,754
<i>This position is fully funded from restricted use sources.</i>					
994016	Senior Administrative Assistant	Cook, Laura	12	1.00	36,421
996959	Student Academic Success Advisor	Blackerby, Angela	12	1.00	41,615
997178	Associate Professor	Dutta, Atri	9	1.00	83,304
997226	Aerospace Engineering Lab Manager	Reust, Randall	12	1.00	50,003
997270	Associate Teaching Professor	Buerge, Brandon	9	1.00	59,729
997362	Associate Teaching Professor	Rollins, Elizabeth	9	1.00	59,987
997365	Associate Educator	Raza, Syed	9	1.00	59,657
<i>This position is fully funded from restricted use sources.</i>					
997713	Marvin J. Gordon Distinguished Professor of Aerospace Engineering	Hoffmann, Klaus	9	1.00	148,220
<i>\$17,500 of this position is funded from restricted use sources.</i>					
997894	Professor	Yang, Chihdar	9	1.00	112,120
997995	Professor	Keshavanarayana, Suresh	9	1.00	105,387
998062	Professor	Steck, James	9	1.00	125,526
998338	Professor	Vacant		0.25	31,737

**W.S.U ANNUAL BUDGET**  
**102022 - Aerospace Engineering**  
**For Fiscal Year 2022**

Account Code	Position Number	Name or Account Description	Months	2022 Adopted		
				Budget FTE	Amount	
		<i>This position is fully funded from restricted use sources.</i>				
	998341	Associate Professor Vacant		0.50	44,041	
		<i>This position is fully funded from restricted use sources.</i>				
	998375	Chairperson and Professor Miller, Leonard	12	1.00	165,966	
	998380	Assistant Professor Sharma, Bhisham	9	1.00	82,986	
		<i>This position is fully funded from restricted use sources.</i>				
	998381	Associate Professor Kliment, Linda	9	1.00	89,910	
	998388	Professor Myose, Roy	9	1.00	104,185	
	998593	Assistant Professor Smith, Nicholas	9	1.00	79,093	
		<i>This position is fully funded from restricted use sources.</i>				
<b>Total Unclassified Salaries</b>				<b>17.75</b>	<b>1,723,641</b>	
<b>Total Unclassified Salaries by Fund</b>						
A0003		GU State General Fund		10.88	1,086,837	
A2000		GU General Fees Fund		2.00	78,036	
D10067		RU Aerospace Engineering		0.12	17,500	
D10803		RU Aerospace Eng Salary-Course Fee		3.75	481,611	
D10809		RU Aerospace Eng Salaries - EEG		1.00	59,657	
<b>Total Unclassified Salaries by Fund</b>				<b>17.75</b>	<b>1,723,641</b>	
<b>STUDENT ASSISTANTS AND BENEFITS</b>						
1200		Student Salaries-Regular			9,617	
1690		Shrinkage			(34,423)	
1760		State Leave Pymt Assessment			11,450	
1830		Regents Retirement			140,076	
1850		TIAA Disability			17,247	
1911		Medicare			24,450	
1912		OASDI			97,142	
1750		Dependent Health Insurance			44,462	
1950		Single Group Health Insurance			125,394	
1970		Workers Compensation			5,348	
1980		Unemployment Compensation			1,366	
<b>Total Students and Fringe Benefits</b>					<b>442,129</b>	
<b>Total Students and Fringe Benefits by Fund</b>						
A0003		GU State General Fund			290,524	
A2000		GU General Fees Fund			19,692	
D10067		RU Aerospace Engineering			4,511	
D10803		RU Aerospace Eng Salary-Course Fee			105,001	
D10809		RU Aerospace Eng Salaries - EEG			22,401	
<b>Total Students and Fringe Benefits</b>					<b>442,129</b>	

**W.S.U ANNUAL BUDGET  
102022 - Aerospace Engineering  
For Fiscal Year 2022**

Account Code	Position Number	Name or Account Description	Months	2022 Adopted	
				Budget FTE	Amount
<b>Total Salaries and Fringe Benefits</b>				<b>17.75</b>	<b>2,165,770</b>
<b>Total Salaries and Fringe Benefits by Fund</b>					
A0003		GU State General Fund		10.88	1,377,361
A2000		GU General Fees Fund		2.00	97,728
D10067		RU Aerospace Engineering		0.12	22,011
D10803		RU Aerospace Eng Salary-Course Fee		3.75	586,612
D10809		RU Aerospace Eng Salaries - EEG		1.00	82,058
<b>Total Salaries and Fringe Benefits</b>				<b>17.75</b>	<b>2,165,770</b>
<b>OTHER OPERATING EXPENDITURES (OOE)</b>					
	7C	Contractual Services			8,988
	7F	Commodities			6,315
<b>Total OOE</b>					<b>15,303</b>
<b>Total OOE by Fund</b>					
	A2000	GU General Fees Fund			15,303
<b>Total OOE by Fund</b>					<b>15,303</b>
<b>Total FTE and Expenditures</b>				<b>17.75</b>	<b>2,181,073</b>
<b>Total FTE and Expenditures by Fund</b>					
A0003		GU State General Fund		10.88	1,377,361
A2000		GU General Fees Fund		2.00	113,031
D10067		RU Aerospace Engineering		0.12	22,011
D10803		RU Aerospace Eng Salary-Course Fee		3.75	586,612
D10809		RU Aerospace Eng Salaries - EEG		1.00	82,058
<b>Total FTE and Expenditures by Fund</b>				<b>17.75</b>	<b>2,181,073</b>



**W.S.U ANNUAL BUDGET**  
**102023 - Electrical & Computer Engineering**  
**For Fiscal Year 2022**

Account Code	Position Number	Name or Account Description	Months	2022 Adopted	
				Budget FTE	Amount
<b>USS SALARIES</b>					
<b>1000 USS Salaries-Permanent</b>					
<b>Total USS Salaries</b>				-	-
<b>Total USS Salaries by Fund</b>					
<b>Total USS Salaries by Fund</b>				-	-
<b>UNCLASSIFIED SALARIES</b>					
<b>1100 Unclassified Salaries-Permanent (Including 1105 - Stipend)</b>					
997269		Associate Teaching Professor Zewde, Tewodros <i>This position is fully funded from restricted use sources.</i>	9	1.00	60,391
997666		Associate Educator Rani, Manira <i>This position is fully funded from restricted use sources.</i>	9	1.00	56,940
997754		Professor Jewell, Ward <i>This position is fully funded from restricted use sources.</i>	9	0.50	68,271
998131		Associate Professor Vacant <i>This position is fully funded from restricted use sources.</i>		1.00	91,700
998240		Associate Professor Vacant <i>This position is fully funded from restricted use sources.</i>		0.50	44,676
998359		Associate Professor Pang, Chengzong	9	1.00	87,172
998363		Associate Professor Aravinthan, Visvakumar	9	1.00	125,285
998365		Associate Professor Ding, Yanwu <i>This position is fully funded from restricted use sources.</i>	9	1.00	90,853
998366		Associate Professor Eslami, Ali	9	1.00	89,397
998378		Associate Professor Asaduzzaman, A	9	1.00	91,812
998382		Professor Watkins, John	9	1.00	105,597
998591		Senior Administrative Assistant Cunningham, Kayla	12	1.00	30,659

**W.S.U ANNUAL BUDGET**  
**102023 - Electrical & Computer Engineering**  
**For Fiscal Year 2022**

Account Code	Position Number	Name or Account Description	Months	2022 Adopted	
				Budget FTE	Amount
	998622	EECS Lab Manager and Technology Instructor Gireddy Gari, Veerasena Reddy	12	1.00	48,337
		<i>This position is fully funded from restricted use sources.</i>			
<b>Total Unclassified Salaries</b>				<b>12.00</b>	<b>991,090</b>
<b>Total Unclassified Salaries by Fund</b>					
	A0003	GU State General Fund		6.00	529,922
	D11696	RU ECE Faculty Salaries		6.00	461,168
<b>Total Unclassified Salaries by Fund</b>				<b>12.00</b>	<b>991,090</b>
<b>STUDENT ASSISTANTS AND BENEFITS</b>					
	1200	Student Salaries-Regular			8,266
	1690	Shrinkage			(15,973)
	1760	State Leave Pymt Assessment			6,603
	1810	KPERS Retirement			4,320
	1830	Regents Retirement			70,050
	1850	TIAA Disability			9,915
	1911	Medicare			13,844
	1912	OASDI			59,164
	1750	Dependent Health Insurance			33,346
	1950	Single Group Health Insurance			78,371
	1970	Workers Compensation			3,087
	1980	Unemployment Compensation			776
<b>Total Students and Fringe Benefits</b>					<b>271,769</b>
<b>Total Students and Fringe Benefits by Fund</b>					
	A0003	GU State General Fund			154,565
	D11696	RU ECE Faculty Salaries			117,204
<b>Total Students and Fringe Benefits</b>					<b>271,769</b>
<b>Total Salaries and Fringe Benefits</b>				<b>12.00</b>	<b>1,262,859</b>
<b>Total Salaries and Fringe Benefits by Fund</b>					
	A0003	GU State General Fund		6.00	684,487
	D11696	RU ECE Faculty Salaries		6.00	578,372
<b>Total Salaries and Fringe Benefits</b>				<b>12.00</b>	<b>1,262,859</b>
<b>OTHER OPERATING EXPENDITURES (OOE)</b>					
	7C	Contractual Services			12,946
	7F	Commodities			14,515
<b>Total OOE</b>					<b>27,461</b>
<b>Total OOE by Fund</b>					
	A2000	GU General Fees Fund			27,461
<b>Total OOE by Fund</b>					<b>27,461</b>
<b>Total FTE and Expenditures</b>				<b>12.00</b>	<b>1,290,320</b>
<b>Total FTE and Expenditures by Fund</b>					
	A0003	GU State General Fund		6.00	684,487
	A2000	GU General Fees Fund		-	27,461
	D11696	RU ECE Faculty Salaries		6.00	578,372
<b>Total FTE and Expenditures by Fund</b>				<b>12.00</b>	<b>1,290,320</b>

**W.S.U ANNUAL BUDGET**  
**102024 - Engineering Capital Equipment**  
**For Fiscal Year 2022**

Account Code	Position Number	Name or Account Description	Months	2022 Adopted	
				Budget FTE	Amount
<b>USS SALARIES</b>					
<b>1000 USS Salaries-Permanent</b>					
<b>Total USS Salaries</b>				-	-
<b>Total USS Salaries by Fund</b>					
<b>Total USS Salaries by Fund</b>				-	-
<b>UNCLASSIFIED SALARIES</b>					
<b>1100 Unclassified Salaries-Permanent (Including 1105 - Stipend)</b>					
<b>Total Unclassified Salaries</b>				-	-
<b>Total Unclassified Salaries by Fund</b>					
<b>Total Unclassified Salaries by Fund</b>				-	-
<b>STUDENT ASSISTANTS AND BENEFITS</b>					
<b>Total Students and Fringe Benefits</b>				-	-
<b>Total Students and Fringe Benefits by Fund</b>					
<b>Total Students and Fringe Benefits</b>				-	-
<b>Total Salaries and Fringe Benefits</b>				-	-
<b>Total Salaries and Fringe Benefits by Fund</b>					
<b>Total Salaries and Fringe Benefits</b>				-	-
<b>OTHER OPERATING EXPENDITURES (OOE)</b>					
7H Capital Outlay				11,697	
<b>Total OOE</b>				11,697	
<b>Total OOE by Fund</b>					
A2000		GU General Fees Fund		11,697	
<b>Total OOE by Fund</b>				11,697	
<b>Total FTE and Expenditures</b>				-	11,697
<b>Total FTE and Expenditures by Fund</b>					
A2000		GU General Fees Fund		-	11,697
<b>Total FTE and Expenditures by Fund</b>				-	11,697

**W.S.U ANNUAL BUDGET**  
**102025 - Industrial & Manufacturing Engr**  
**For Fiscal Year 2022**

Account Code	Position Number	Name or Account Description	Months	2022 Adopted	
				Budget FTE	Amount
<b>USS SALARIES</b>					
<b>1000 USS Salaries-Permanent</b>					
1090		USS Salaries-Vaca		-	163
		<b>Total USS Salaries</b>		<b>-</b>	<b>163</b>
<b>Total USS Salaries by Fund</b>					
A0003		GU State General Fund		-	163
		<b>Total USS Salaries by Fund</b>		<b>-</b>	<b>163</b>
<b>UNCLASSIFIED SALARIES</b>					
<b>1100 Unclassified Salaries-Permanent (Including 1105 - Stipend)</b>					
994060		Manufacturing Engineering Supervisor Bruner, David	12	1.00	45,198
997113		Associate Professor Moscoso, Wilfredo	9	1.00	85,276
997168		Associate Professor Salari, Ehsan	9	1.00	85,022
997598		Assistant Professor Nannapaneni, Saideep	9	1.00	83,000
997660		Professor Weheba, Gamal	9	1.00	105,450
997662		Professor Yildirim, Mehmet	9	1.00	106,818
998260		Professor Madhavan, Viswanatha	9	0.87	113,952
998351		Professor Gupta, Deepak	9	1.00	98,704
998352		Engineering Educator Mason, Cindi	9	1.00	55,850
998355		Assistant Professor Si, Wujun	9	1.00	83,000
998372		Chairperson and Professor Krishnan, Krishna	12	1.00	149,939
998434		Assistant Professor Boldsai Khan, Enkhsai Khan	9	1.00	83,000
998480		Assistant Professor Cure Vellojin, Laila	9	1.00	82,453
999016		Senior Administrative Assistant Gurik, Kelly	12	1.00	34,466

**W.S.U ANNUAL BUDGET**  
**102025 - Industrial & Manufacturing Engr**  
**For Fiscal Year 2022**

Account Code	Position Number	Name or Account Description	Months	2022 Adopted	
				Budget FTE	Amount
1115		Unclassified Salaries-Add'l Comp			20,000
1180		Unclassified Salaries-Lecturer			25,000
1150		Grad Assistants-Direct Instruction			15,531
1130		Grad Assistants-Research			3,925
<b>Total Unclassified Salaries</b>				<b>13.87</b>	<b>1,276,584</b>
<b>Total Unclassified Salaries by Fund</b>					
A0003		GU State General Fund		13.87	1,212,128
D10069		RU Ind & Manufacturing Engineering		-	64,456
<b>Total Unclassified Salaries by Fund</b>				<b>13.87</b>	<b>1,276,584</b>
<b>STUDENT ASSISTANTS AND BENEFITS</b>					
1200		Student Salaries-Regular			9,617
1690		Shrinkage			(35,580)
1760		State Leave Pymt Assessment			8,496
1830		Regents Retirement			104,739
1850		TIAA Disability			12,327
1911		Medicare			18,063
1912		OASDI			76,766
1750		Dependent Health Insurance			25,935
1950		Single Group Health Insurance			93,027
1970		Workers Compensation			3,969
1980		Unemployment Compensation			1,028
<b>Total Students and Fringe Benefits</b>					<b>318,387</b>
<b>Total Students and Fringe Benefits by Fund</b>					
A0003		GU State General Fund			312,366
D10069		RU Ind & Manufacturing Engineering			6,021
<b>Total Students and Fringe Benefits</b>					<b>318,387</b>
<b>Total Salaries and Fringe Benefits</b>				<b>13.87</b>	<b>1,595,134</b>
<b>Total Salaries and Fringe Benefits by Fund</b>					
A0003		GU State General Fund		13.87	1,524,657
D10069		RU Ind & Manufacturing Engineering		-	70,477
<b>Total Salaries and Fringe Benefits</b>				<b>13.87</b>	<b>1,595,134</b>
<b>OTHER OPERATING EXPENDITURES (OOE)</b>					
7C		Contractual Services			8,453
7F		Commodities			3,801
<b>Total OOE</b>					<b>12,254</b>
<b>Total OOE by Fund</b>					
A2000		GU General Fees Fund			12,254
<b>Total OOE by Fund</b>					<b>12,254</b>
<b>Total FTE and Expenditures</b>				<b>13.87</b>	<b>1,607,388</b>
<b>Total FTE and Expenditures by Fund</b>					
A0003		GU State General Fund		13.87	1,524,657
A2000		GU General Fees Fund		-	12,254
D10069		RU Ind & Manufacturing Engineering		-	70,477
<b>Total FTE and Expenditures by Fund</b>				<b>13.87</b>	<b>1,607,388</b>

**W.S.U ANNUAL BUDGET  
102026 - Mechanical Engineering  
For Fiscal Year 2022**

Account Code	Position Number	Name or Account Description	Months	2022 Adopted	
				Budget FTE	Amount
<b>USS SALARIES</b>					
<b>1000 USS Salaries-Permanent</b>					
<b>Total USS Salaries</b>				-	-
<b>Total USS Salaries by Fund</b>					
<b>Total USS Salaries by Fund</b>				-	-
<b>UNCLASSIFIED SALARIES</b>					
<b>1100 Unclassified Salaries-Permanent (Including 1105 - Stipend)</b>					
991929		Department Chair and Professor Ravigururajan, Tiruvadi	12	1.00	145,930
993027		Professor and Bloomfield Chair Rahman, Muhammad <i>This position is fully funded from restricted use sources.</i>	9	1.00	165,587
996723		Assistant Professor Wei, Wei <i>This position is fully funded from restricted use sources.</i>	9	1.00	81,298
996742		Assistant Professor Burugupally, Sindhu Preetham <i>This position is fully funded from restricted use sources.</i>	9	1.00	81,192
997171		Assistant Professor Asmatulu, Eylem <i>This position is fully funded from restricted use sources.</i>	9	1.00	81,099
997548		Associate Professor Nair, Rajeev	9	1.00	88,063
997621		Professor Asmatulu, Ramazan	9	1.00	105,138
997661		Associate Professor Vacant <i>This position is fully funded from restricted use sources.</i>		1.00	94,332
997752		Associate Professor Askari, Davood	9	1.00	87,970
997822		Student Academic Success Advisor Lamei, Lena	12	1.00	38,570
997992		Associate Professor Gu, Shuang <i>This position is fully funded from restricted use sources.</i>	9	1.00	85,918
998344		Associate Professor Yihun, Yimesker	9	1.00	86,177

**W.S.U ANNUAL BUDGET  
102026 - Mechanical Engineering  
For Fiscal Year 2022**

Account Code	Position Number	Name or Account Description	Months	2022 Adopted		
				Budget FTE	Amount	
		<i>This position is fully funded from restricted use sources.</i>				
	998345	Associate Professor Ahmed, Ikramuddin	9	1.00	89,873	
	998346	Associate Professor Li, Bin	9	1.00	88,164	
	998348	Associate Professor Hwang, Gisuk	9	1.00	88,177	
	998384	Professor Lankarani, Hamid	9	1.00	144,489	
		<i>This position is fully funded from restricted use sources.</i>				
	998484	Associate Professor Driessen, Brian	9	1.00	88,388	
		<i>This position is fully funded from restricted use sources.</i>				
	998592	Assistant Professor, Energy Systems Kim, Yang-Seon	9	1.00	80,975	
		<i>This position is fully funded from restricted use sources.</i>				
	998783	Assistant Professor Vacant		1.00	80,975	
		<i>This position is fully funded from restricted use sources.</i>				
	999878	Mechanical Engineering Lab Manager Copeland, Stephen	12	1.00	47,237	
	999879	Senior Administrative Assistant Young, Linda	12	1.00	36,400	
<b>Total Unclassified Salaries</b>				<b>21.00</b>	<b>1,885,952</b>	
<b>Total Unclassified Salaries by Fund</b>						
	A0003	GU State General Fund		9.00	776,952	
	A2000	GU General Fees Fund		1.00	38,570	
	D10805	RU Mech Eng Salaries-Course Fee		11.00	1,070,430	
<b>Total Unclassified Salaries by Fund</b>				<b>21.00</b>	<b>1,885,952</b>	
<b>STUDENT ASSISTANTS AND BENEFITS</b>						
	1200	Student Salaries-Regular			9,617	
	1210	Student Salaries-WS-WSU Match			2,000	
	1220	Student Sal-Workstudy Federal			5,937	
	1690	Shrinkage			(24,645)	
	1760	State Leave Pymt Assessment			12,576	
	1830	Regents Retirement			145,420	
	1850	TIAA Disability			18,866	
	1911	Medicare			26,993	
	1912	OASDI			113,941	
	1750	Dependent Health Insurance			44,465	
	1950	Single Group Health Insurance			148,909	

**W.S.U ANNUAL BUDGET**  
**102026 - Mechanical Engineering**  
**For Fiscal Year 2022**

Account Code	Position Number	Name or Account Description	Months	2022 Adopted	
				Budget FTE	Amount
1970		Workers Compensation			5,879
1980		Unemployment Compensation			1,515
<b>Total Students and Fringe Benefits</b>					<b>511,473</b>
<b>Total Students and Fringe Benefits by Fund</b>					
A0003		GU State General Fund			226,890
A2000		GU General Fees Fund			13,601
D10805		RU Mech Eng Salaries-Course Fee			262,958
D10844		RU Undergrad Teaching Fellows Prog			2,023
R40041		Federal Work Study Program			6,001
<b>Total Students and Fringe Benefits</b>					<b>511,473</b>
<b>Total Salaries and Fringe Benefits</b>				<b>21.00</b>	<b>2,397,425</b>
<b>Total Salaries and Fringe Benefits by Fund</b>					
A0003		GU State General Fund		9.00	1,003,842
A2000		GU General Fees Fund		1.00	52,171
D10805		RU Mech Eng Salaries-Course Fee		11.00	1,333,388
D10844		RU Undergrad Teaching Fellows Prog		-	2,023
R40041		Federal Work Study Program		-	6,001
<b>Total Salaries and Fringe Benefits</b>				<b>21.00</b>	<b>2,397,425</b>
<b>OTHER OPERATING EXPENDITURES (OOE)</b>					
7C		Contractual Services			12,270
7F		Commodities			6,450
7H		Capital Outlay			5,000
<b>Total OOE</b>					<b>23,720</b>
<b>Total OOE by Fund</b>					
A2000		GU General Fees Fund			13,720
D10070		RU Mechanical Engineering			10,000
<b>Total OOE by Fund</b>					<b>23,720</b>
<b>Total FTE and Expenditures</b>				<b>21.00</b>	<b>2,421,145</b>
<b>Total FTE and Expenditures by Fund</b>					
A0003		GU State General Fund		9.00	1,003,842
A2000		GU General Fees Fund		1.00	65,891
D10070		RU Mechanical Engineering		-	10,000
D10805		RU Mech Eng Salaries-Course Fee		11.00	1,333,388
D10844		RU Undergrad Teaching Fellows Prog		-	2,023
R40041		Federal Work Study Program		-	6,001
<b>Total FTE and Expenditures by Fund</b>				<b>21.00</b>	<b>2,421,145</b>



**W.S.U ANNUAL BUDGET  
102029 - Engineering Program Fee  
For Fiscal Year 2022**

Account Code	Position Number	Name or Account Description	Months	2022 Adopted	
				Budget FTE	Amount
<b>USS SALARIES</b>					
<b>1000 USS Salaries-Permanent</b>					
<b>Total USS Salaries</b>				-	-
<b>Total USS Salaries by Fund</b>					
<b>Total USS Salaries by Fund</b>				-	-
<b>UNCLASSIFIED SALARIES</b>					
<b>1100 Unclassified Salaries-Permanent (Including 1105 - Stipend)</b>					
<b>Total Unclassified Salaries</b>				-	-
<b>Total Unclassified Salaries by Fund</b>					
<b>Total Unclassified Salaries by Fund</b>				-	-
<b>STUDENT ASSISTANTS AND BENEFITS</b>					
<b>Total Students and Fringe Benefits</b>				-	-
<b>Total Students and Fringe Benefits by Fund</b>					
<b>Total Students and Fringe Benefits</b>				-	-
<b>Total Salaries and Fringe Benefits</b>				-	-
<b>Total Salaries and Fringe Benefits by Fund</b>					
<b>Total Salaries and Fringe Benefits</b>				-	-
<b>OTHER OPERATING EXPENDITURES (OOE)</b>					
7C		Contractual Services			25,600
7F		Commodities			4,200
7H		Capital Outlay			22,764
7L		Grants Claims & Shared Revenue			6,000
7Z		Transfers Out			3,376,574
<b>Total OOE</b>				-	<b>3,435,138</b>
<b>Total OOE by Fund</b>					
D10071	RU	Engineering Program Fee			3,410,000
D10889	RU	Engineering Prog Fee-Equipment			25,138
<b>Total OOE by Fund</b>				-	<b>3,435,138</b>
<b>Total FTE and Expenditures</b>				-	<b>3,435,138</b>
<b>Total FTE and Expenditures by Fund</b>					
D10071	RU	Engineering Program Fee		-	3,410,000
D10889	RU	Engineering Prog Fee-Equipment		-	25,138
<b>Total FTE and Expenditures by Fund</b>				-	<b>3,435,138</b>

**W.S.U ANNUAL BUDGET**  
**102058 - Electrical Engr & Computer Science**  
**For Fiscal Year 2022**

Account Code	Position Number	Name or Account Description	Months	2022 Adopted	
				Budget FTE	Amount
<b>USS SALARIES</b>					
<b>1000 USS Salaries-Permanent</b>					
<b>Total USS Salaries</b>				-	-
<b>Total USS Salaries by Fund</b>					
D10802		RU Elec Eng CS Salaries-Course Fee		-	-
<b>Total USS Salaries by Fund</b>				-	-
<b>UNCLASSIFIED SALARIES</b>					
<b>1100 Unclassified Salaries-Permanent (Including 1105 - Stipend)</b>					
997623		Professor Kwon, Hyuck	9	1.00	126,110
1120		Grad Assistants-Indirect Instruct			-
<b>Total Unclassified Salaries</b>				<b>1.00</b>	<b>126,110</b>
<b>Total Unclassified Salaries by Fund</b>					
A0003		GU State General Fund		1.00	126,110
A2000		GU General Fees Fund		-	-
D10755		RU EECS Prog Fee Distribution		-	-
D10802		RU Elec Eng CS Salaries-Course Fee		-	-
<b>Total Unclassified Salaries by Fund</b>				<b>1.00</b>	<b>126,110</b>
<b>STUDENT ASSISTANTS AND BENEFITS</b>					
1200		Student Salaries-Regular			-
1690		Shrinkage			(3,657)
1760		State Leave Pymt Assessment			833
1810		KPERS Retirement			-
1830		Regents Retirement			10,720
1850		TIAA Disability			1,262
1911		Medicare			1,787
1912		OASDI			7,638
1750		Dependent Health Insurance			3,705
1950		Single Group Health Insurance			7,837
1970		Workers Compensation			389
1980		Unemployment Compensation			99
<b>Total Students and Fringe Benefits</b>					<b>30,613</b>
<b>Total Students and Fringe Benefits by Fund</b>					
A0003		GU State General Fund			30,613
A2000		GU General Fees Fund			-
D10755		RU EECS Prog Fee Distribution			-
D10802		RU Elec Eng CS Salaries-Course Fee			-
<b>Total Students and Fringe Benefits</b>					<b>30,613</b>
<b>Total Salaries and Fringe Benefits</b>				<b>1.00</b>	<b>156,723</b>
<b>Total Salaries and Fringe Benefits by Fund</b>					
A0003		GU State General Fund		1.00	156,723
A2000		GU General Fees Fund		-	-
D10755		RU EECS Prog Fee Distribution		-	-
D10802		RU Elec Eng CS Salaries-Course Fee		-	-
<b>Total Salaries and Fringe Benefits</b>				<b>1.00</b>	<b>156,723</b>
<b>OTHER OPERATING EXPENDITURES (OOE)</b>					

**W.S.U ANNUAL BUDGET**  
**102058 - Electrical Engr & Computer Science**  
**For Fiscal Year 2022**

Account Code	Position Number	Name or Account Description	Months	2022 Adopted	
				Budget FTE	Amount
	7C	Contractual Services			-
	7F	Commodities			-
		<b>Total OOE</b>			<b>-</b>
<b>Total OOE by Fund</b>					
	A2000	GU General Fees Fund			-
	D10167	RU Elec Engr and Computer Science			-
		<b>Total OOE by Fund</b>			<b>-</b>
<b>Total FTE and Expenditures</b>				<b>1.00</b>	<b>156,723</b>
<b>Total FTE and Expenditures by Fund</b>					
	A0003	GU State General Fund		1.00	156,723
	A2000	GU General Fees Fund		-	-
	D10167	RU Elec Engr and Computer Science		-	-
	D10755	RU EECS Prog Fee Distribution		-	-
	D10802	RU Elec Eng CS Salaries-Course Fee		-	-
		<b>Total FTE and Expenditures by Fund</b>		<b>1.00</b>	<b>156,723</b>

**W.S.U ANNUAL BUDGET**  
**102190 - Biomedical Engineering**  
**For Fiscal Year 2022**

Account Code	Position Number	Name or Account Description	Months	2022 Adopted	
				Budget FTE	Amount
<b>USS SALARIES</b>					
<b>1000 USS Salaries-Permanent</b>					
<b>Total USS Salaries</b>				-	-
<b>Total USS Salaries by Fund</b>					
<b>Total USS Salaries by Fund</b>				-	-
<b>UNCLASSIFIED SALARIES</b>					
<b>1100 Unclassified Salaries-Permanent (Including 1105 - Stipend)</b>					
994064		Chairperson and Associate Professor Jorgensen, Michael	12	1.00	127,520
994983		Associate Professor Hakansson, Nils	9	1.00	89,616
996518		Senior Administrative Assistant Northup, Denise	12	1.00	33,488
996791		Assistant Professor Lee, Yongkuk	9	1.00	83,550
996938		Assistant Professor Long, David	9	1.00	79,830
997020		Associate Professor Cluff, Kim <i>This position is fully funded from restricted use sources.</i>	9	1.00	89,115
997410		Research Laboratory Manager Hinman, Maxwell	12	1.00	53,512
997769		Assistant Professor Desai, Jaydip <i>This position is fully funded from restricted use sources.</i>	9	1.00	83,616
997826		Associate Professor Mahapatro, Anil	9	1.00	93,483
<b>Total Unclassified Salaries</b>				<b>9.00</b>	<b>733,730</b>
<b>Total Unclassified Salaries by Fund</b>					
A0003		GU State General Fund		6.00	477,449
A2000		GU General Fees Fund		1.00	83,550
D10806		RU Biomedical Eng Salar-Course Fee		1.00	83,616
D10813		RU Biomedical Engr Salaries - EEG		1.00	89,115
<b>Total Unclassified Salaries by Fund</b>				<b>9.00</b>	<b>733,730</b>
<b>STUDENT ASSISTANTS AND BENEFITS</b>					
1690		Shrinkage			(16,670)
1760		State Leave Pymt Assessment			4,848

**W.S.U ANNUAL BUDGET**  
**102190 - Biomedical Engineering**  
**For Fiscal Year 2022**

Account Code	Position Number	Name or Account Description	Months	2022 Adopted	
				Budget FTE	Amount
1830	Regents	Retirement			62,372
1850	TIAA	Disability			7,343
1911	Medicare				10,216
1912	OASDI				43,666
1750	Dependent Health Insurance				18,526
1950	Single Group Health Insurance				70,534
1970	Workers Compensation				2,265
1980	Unemployment Compensation				568
<b>Total Students and Fringe Benefits</b>					<b>203,668</b>
<b>Total Students and Fringe Benefits by Fund</b>					
A0003	GU State General Fund				129,482
A2000	GU General Fees Fund				23,843
D10806	RU Biomedical Eng Salar-Course Fee				22,980
D10813	RU Biomedical Engr Salaries - EEG				27,363
<b>Total Students and Fringe Benefits</b>					<b>203,668</b>
<b>Total Salaries and Fringe Benefits</b>				<b>9.00</b>	<b>937,398</b>
<b>Total Salaries and Fringe Benefits by Fund</b>					
A0003	GU State General Fund			6.00	606,931
A2000	GU General Fees Fund			1.00	107,393
D10806	RU Biomedical Eng Salar-Course Fee			1.00	106,596
D10813	RU Biomedical Engr Salaries - EEG			1.00	116,478
<b>Total Salaries and Fringe Benefits</b>				<b>9.00</b>	<b>937,398</b>
<b>OTHER OPERATING EXPENDITURES (OOE)</b>					
7F	Commodities				20,000
<b>Total OOE</b>					<b>20,000</b>
<b>Total OOE by Fund</b>					
A2000	GU General Fees Fund				20,000
<b>Total OOE by Fund</b>					<b>20,000</b>
<b>Total FTE and Expenditures</b>				<b>9.00</b>	<b>957,398</b>
<b>Total FTE and Expenditures by Fund</b>					
A0003	GU State General Fund			6.00	606,931
A2000	GU General Fees Fund			1.00	127,393
D10806	RU Biomedical Eng Salar-Course Fee			1.00	106,596
D10813	RU Biomedical Engr Salaries - EEG			1.00	116,478
<b>Total FTE and Expenditures by Fund</b>				<b>9.00</b>	<b>957,398</b>

**W.S.U ANNUAL BUDGET**  
**102192 - Aerospace Engr Program Fee**  
**For Fiscal Year 2022**

Account Code	Position Number	Name or Account Description	Months	2022 Adopted	
				Budget FTE	Amount
<b>USS SALARIES</b>					
<b>1000 USS Salaries-Permanent</b>					
<b>Total USS Salaries</b>				-	-
<b>Total USS Salaries by Fund</b>					
<b>Total USS Salaries by Fund</b>				-	-
<b>UNCLASSIFIED SALARIES</b>					
<b>1100 Unclassified Salaries-Permanent (Including 1105 - Stipend)</b>					
<b>Total Unclassified Salaries</b>				-	-
<b>Total Unclassified Salaries by Fund</b>					
<b>Total Unclassified Salaries by Fund</b>				-	-
<b>STUDENT ASSISTANTS AND BENEFITS</b>					
<b>Total Students and Fringe Benefits</b>				-	-
<b>Total Students and Fringe Benefits by Fund</b>					
<b>Total Students and Fringe Benefits</b>				-	-
<b>Total Salaries and Fringe Benefits</b>				-	-
<b>Total Salaries and Fringe Benefits by Fund</b>					
<b>Total Salaries and Fringe Benefits</b>				-	-
<b>OTHER OPERATING EXPENDITURES (OOE)</b>					
7C Contractual Services					4,000
7F Commodities					16,500
7H Capital Outlay					24,500
<b>Total OOE</b>					<b>45,000</b>
<b>Total OOE by Fund</b>					
D10073	RU	Aerospace Engr Program Fee			45,000
<b>Total OOE by Fund</b>					<b>45,000</b>
<b>Total FTE and Expenditures</b>				-	<b>45,000</b>
<b>Total FTE and Expenditures by Fund</b>					
D10073	RU	Aerospace Engr Program Fee			45,000
<b>Total FTE and Expenditures by Fund</b>				-	<b>45,000</b>

**W.S.U ANNUAL BUDGET**  
**102193 - Electrical Engr Program Fee**  
**For Fiscal Year 2022**

Account Code	Position Number	Name or Account Description	Months	2022 Adopted	
				Budget FTE	Amount
<b>USS SALARIES</b>					
<b>1000 USS Salaries-Permanent</b>					
<b>Total USS Salaries</b>				-	-
<b>Total USS Salaries by Fund</b>					
<b>Total USS Salaries by Fund</b>				-	-
<b>UNCLASSIFIED SALARIES</b>					
<b>1100 Unclassified Salaries-Permanent (Including 1105 - Stipend)</b>					
<b>Total Unclassified Salaries</b>				-	-
<b>Total Unclassified Salaries by Fund</b>					
<b>Total Unclassified Salaries by Fund</b>				-	-
<b>STUDENT ASSISTANTS AND BENEFITS</b>					
<b>Total Students and Fringe Benefits</b>				-	-
<b>Total Students and Fringe Benefits by Fund</b>					
<b>Total Students and Fringe Benefits</b>				-	-
<b>Total Salaries and Fringe Benefits</b>				-	-
<b>Total Salaries and Fringe Benefits by Fund</b>					
<b>Total Salaries and Fringe Benefits</b>				-	-
<b>OTHER OPERATING EXPENDITURES (OOE)</b>					
7H Capital Outlay				90,000	
<b>Total OOE</b>				<b>90,000</b>	
<b>Total OOE by Fund</b>					
D10074	RU	Electrical Engr Program Fee		90,000	
<b>Total OOE by Fund</b>				<b>90,000</b>	
<b>Total FTE and Expenditures</b>				-	<b>90,000</b>
<b>Total FTE and Expenditures by Fund</b>					
D10074	RU	Electrical Engr Program Fee		-	90,000
<b>Total FTE and Expenditures by Fund</b>				-	<b>90,000</b>

**W.S.U ANNUAL BUDGET**  
**102195 - Industrial Engr Program Fee**  
**For Fiscal Year 2022**

Account Code	Position Number	Name or Account Description	Months	2022 Adopted	
				Budget FTE	Amount
<b>USS SALARIES</b>					
<b>1000 USS Salaries-Permanent</b>					
<b>Total USS Salaries</b>				-	-
<b>Total USS Salaries by Fund</b>					
<b>Total USS Salaries by Fund</b>				-	-
<b>UNCLASSIFIED SALARIES</b>					
<b>1100 Unclassified Salaries-Permanent (Including 1105 - Stipend)</b>					
<b>Total Unclassified Salaries</b>				-	-
<b>Total Unclassified Salaries by Fund</b>					
<b>Total Unclassified Salaries by Fund</b>				-	-
<b>STUDENT ASSISTANTS AND BENEFITS</b>					
<b>Total Students and Fringe Benefits</b>				-	-
<b>Total Students and Fringe Benefits by Fund</b>					
<b>Total Students and Fringe Benefits</b>				-	-
<b>Total Salaries and Fringe Benefits</b>				-	-
<b>Total Salaries and Fringe Benefits by Fund</b>					
<b>Total Salaries and Fringe Benefits</b>				-	-
<b>OTHER OPERATING EXPENDITURES (OOE)</b>					
7C		Contractual Services			8,300
7F		Commodities			24,200
7H		Capital Outlay			17,500
<b>Total OOE</b>				-	<b>50,000</b>
<b>Total OOE by Fund</b>					
D10075		RU Industrial Engr Program Fee			50,000
<b>Total OOE by Fund</b>				-	<b>50,000</b>
<b>Total FTE and Expenditures</b>				-	<b>50,000</b>
<b>Total FTE and Expenditures by Fund</b>					
D10075		RU Industrial Engr Program Fee			50,000
<b>Total FTE and Expenditures by Fund</b>				-	<b>50,000</b>



**W.S.U ANNUAL BUDGET**  
**102196 - Mechanical Engr Program Fee**  
**For Fiscal Year 2022**

Account Code	Position Number	Name or Account Description	Months	2022 Adopted	
				Budget FTE	Amount
<b>USS SALARIES</b>					
<b>1000 USS Salaries-Permanent</b>					
<b>Total USS Salaries</b>				-	-
<b>Total USS Salaries by Fund</b>					
<b>Total USS Salaries by Fund</b>				-	-
<b>UNCLASSIFIED SALARIES</b>					
<b>1100 Unclassified Salaries-Permanent (Including 1105 - Stipend)</b>					
<b>Total Unclassified Salaries</b>				-	-
<b>Total Unclassified Salaries by Fund</b>					
<b>Total Unclassified Salaries by Fund</b>				-	-
<b>STUDENT ASSISTANTS AND BENEFITS</b>					
<b>Total Students and Fringe Benefits</b>				-	-
<b>Total Students and Fringe Benefits by Fund</b>					
<b>Total Students and Fringe Benefits</b>				-	-
<b>Total Salaries and Fringe Benefits</b>				-	-
<b>Total Salaries and Fringe Benefits by Fund</b>					
<b>Total Salaries and Fringe Benefits</b>				-	-
<b>OTHER OPERATING EXPENDITURES (OOE)</b>					
7C		Contractual Services			13,300
7F		Commodities			9,700
7H		Capital Outlay			27,000
<b>Total OOE</b>				-	<b>50,000</b>
<b>Total OOE by Fund</b>					
D10076		RU Mechanical Engr Program Fee			50,000
<b>Total OOE by Fund</b>				-	<b>50,000</b>
<b>Total FTE and Expenditures</b>				-	<b>50,000</b>
<b>Total FTE and Expenditures by Fund</b>					
D10076		RU Mechanical Engr Program Fee			50,000
<b>Total FTE and Expenditures by Fund</b>				-	<b>50,000</b>

**W.S.U ANNUAL BUDGET**  
**102348 - Engineering Technology**  
**For Fiscal Year 2022**

Account Code	Position Number	Name or Account Description	Months	2022 Adopted	
				Budget FTE	Amount
<b>USS SALARIES</b>					
<b>1000 USS Salaries-Permanent</b>					
<b>Total USS Salaries</b>				-	-
<b>Total USS Salaries by Fund</b>					
<b>Total USS Salaries by Fund</b>				-	-
<b>UNCLASSIFIED SALARIES</b>					
<b>1100 Unclassified Salaries-Permanent (Including 1105 - Stipend)</b>					
993710		Engineering Educator Perkins, Jennifer <i>This position is fully funded from restricted use sources.</i>	9	1.00	54,060
994162		Engineering Educator Vacant <i>This position is fully funded from restricted use sources.</i>		1.00	61,127
995106		Assistant Educator Rees, Christopher <i>This position is fully funded from restricted use sources.</i>	9	1.00	58,000
995319		Engineering Technology Lab Manager Sack, Richard <i>This position is fully funded from restricted use sources.</i>	12	0.50	24,378
996879		Engineering Educator Corcoran, Samantha	9	1.00	56,282
996993		Associate Teaching Professor Tamtam, Perlekar	9	1.00	58,987
997096		Chair and Teaching Professor Brooking, Gary	12	1.00	94,030
997334		Engineering Educator McCluskey, Kara	9	1.00	61,779
<b>Total Unclassified Salaries</b>				<b>7.50</b>	<b>468,643</b>
<b>Total Unclassified Salaries by Fund</b>					
A0003		GU State General Fund		4.00	271,078
D10384		RU Engineering Technology		-	-
D10807		RU Engineer Tech Salar-Course Fee		3.00	173,187
D10814		RU Engineering Tech Salaries - EEG		0.50	24,378
<b>Total Unclassified Salaries by Fund</b>				<b>7.50</b>	<b>468,643</b>
<b>STUDENT ASSISTANTS AND BENEFITS</b>					
1210		Student Salaries-WS-WSU Match			1,700
1220		Student Sal-Workstudy Federal			5,046
1690		Shrinkage			(8,008)

**W.S.U ANNUAL BUDGET**  
**102348 - Engineering Technology**  
**For Fiscal Year 2022**

Account Code	Position Number	Name or Account Description	Months	2022 Adopted	
				Budget FTE	Amount
1760		State Leave Pymt Assessment			3,143
1830		Regents Retirement			34,642
1850		TIAA Disability			4,689
1911		Medicare			6,741
1912		OASDI			28,814
1750		Dependent Health Insurance			14,821
1950		Single Group Health Insurance			47,023
1970		Workers Compensation			1,471
1980		Unemployment Compensation			385
<b>Total Students and Fringe Benefits</b>					<b>140,467</b>
<b>Total Students and Fringe Benefits by Fund</b>					
A0003		GU State General Fund			72,076
D10384		RU Engineering Technology			-
D10807		RU Engineer Tech Salar-Course Fee			49,412
D10814		RU Engineering Tech Salaries - EEG			12,158
D11213		RU Undergrad Teaching Fellows Prog			1,720
R40041		Federal Work Study Program			5,101
<b>Total Students and Fringe Benefits</b>					<b>140,467</b>
<b>Total Salaries and Fringe Benefits</b>				<b>7.50</b>	<b>609,110</b>
<b>Total Salaries and Fringe Benefits by Fund</b>					
A0003		GU State General Fund		4.00	343,154
D10384		RU Engineering Technology		-	-
D10807		RU Engineer Tech Salar-Course Fee		3.00	222,599
D10814		RU Engineering Tech Salaries - EEG		0.50	36,536
D11213		RU Undergrad Teaching Fellows Prog		-	1,720
R40041		Federal Work Study Program		-	5,101
<b>Total Salaries and Fringe Benefits</b>				<b>7.50</b>	<b>609,110</b>
<b>OTHER OPERATING EXPENDITURES (OOE)</b>					
<b>Total OOE</b>					-
<b>Total OOE by Fund</b>					
<b>Total OOE by Fund</b>					-
<b>Total FTE and Expenditures</b>				<b>7.50</b>	<b>609,110</b>
<b>Total FTE and Expenditures by Fund</b>					
A0003		GU State General Fund		4.00	343,154
D10384		RU Engineering Technology		-	-
D10807		RU Engineer Tech Salar-Course Fee		3.00	222,599
D10814		RU Engineering Tech Salaries - EEG		0.50	36,536
D11213		RU Undergrad Teaching Fellows Prog		-	1,720
R40041		Federal Work Study Program		-	5,101
<b>Total FTE and Expenditures by Fund</b>				<b>7.50</b>	<b>609,110</b>

**W.S.U ANNUAL BUDGET**  
**102078 - Bomhoff Distinguished Prof-OOE**  
**For Fiscal Year 2022**

Account Code	Position Number	Name or Account Description	Months	2022 Adopted	
				Budget FTE	Amount
<b>USS SALARIES</b>					
<b>1000 USS Salaries-Permanent</b>					
<b>Total USS Salaries</b>				-	-
<b>Total USS Salaries by Fund</b>					
<b>Total USS Salaries by Fund</b>				-	-
<b>UNCLASSIFIED SALARIES</b>					
<b>1100 Unclassified Salaries-Permanent (Including 1105 - Stipend)</b>					
<b>Total Unclassified Salaries</b>				-	-
<b>Total Unclassified Salaries by Fund</b>					
<b>Total Unclassified Salaries by Fund</b>				-	-
<b>STUDENT ASSISTANTS AND BENEFITS</b>					
<b>Total Students and Fringe Benefits</b>				-	-
<b>Total Students and Fringe Benefits by Fund</b>					
<b>Total Students and Fringe Benefits</b>				-	-
<b>Total Salaries and Fringe Benefits</b>				-	-
<b>Total Salaries and Fringe Benefits by Fund</b>					
<b>Total Salaries and Fringe Benefits</b>				-	-
<b>OTHER OPERATING EXPENDITURES (OOE)</b>					
7F Commodities				55,000	
<b>Total OOE</b>				<b>55,000</b>	
<b>Total OOE by Fund</b>					
D10367 RU Bomhoff Distinguished Prof-OOE				55,000	
<b>Total OOE by Fund</b>				<b>55,000</b>	
<b>Total FTE and Expenditures</b>				-	<b>55,000</b>
<b>Total FTE and Expenditures by Fund</b>					
D10367 RU Bomhoff Distinguished Prof-OOE				-	55,000
<b>Total FTE and Expenditures by Fund</b>				-	<b>55,000</b>

**W.S.U ANNUAL BUDGET**  
**102191 - Bloomfield Distinguished Prof-OOE**  
**For Fiscal Year 2022**

Account Code	Position Number	Name or Account Description	Months	2022 Adopted	
				Budget FTE	Amount
<b>USS SALARIES</b>					
<b>1000 USS Salaries-Permanent</b>					
<b>Total USS Salaries</b>				-	-
<b>Total USS Salaries by Fund</b>					
<b>Total USS Salaries by Fund</b>				-	-
<b>UNCLASSIFIED SALARIES</b>					
<b>1100 Unclassified Salaries-Permanent (Including 1105 - Stipend)</b>					
1115		Unclassified Salaries-Add'l Comp			28,242
1130		Grad Assistants-Research			7,000
<b>Total Unclassified Salaries</b>				-	<b>35,242</b>
<b>Total Unclassified Salaries by Fund</b>					
D11220		RU Bloomfield Dist Prof		-	35,242
<b>Total Unclassified Salaries by Fund</b>				-	<b>35,242</b>
<b>STUDENT ASSISTANTS AND BENEFITS</b>					
1760		State Leave Pymt Assessment			233
1830		Regents Retirement			2,401
1850		TIAA Disability			283
1911		Medicare			410
1912		OASDI			1,752
1970		Workers Compensation			109
1980		Unemployment Compensation			29
<b>Total Students and Fringe Benefits</b>				-	<b>5,217</b>
<b>Total Students and Fringe Benefits by Fund</b>					
D11220		RU Bloomfield Dist Prof		-	5,217
<b>Total Students and Fringe Benefits</b>				-	<b>5,217</b>
<b>Total Salaries and Fringe Benefits</b>				-	<b>40,459</b>
<b>Total Salaries and Fringe Benefits by Fund</b>					
D11220		RU Bloomfield Dist Prof		-	40,459
<b>Total Salaries and Fringe Benefits</b>				-	<b>40,459</b>
<b>OTHER OPERATING EXPENDITURES (OOE)</b>					
7C		Contractual Services			21,553
7F		Commodities			25,000
<b>Total OOE</b>				-	<b>46,553</b>
<b>Total OOE by Fund</b>					
D11220		RU Bloomfield Dist Prof		-	46,553
<b>Total OOE by Fund</b>				-	<b>46,553</b>
<b>Total FTE and Expenditures</b>				-	<b>87,012</b>
<b>Total FTE and Expenditures by Fund</b>					
D11220		RU Bloomfield Dist Prof		-	87,012
<b>Total FTE and Expenditures by Fund</b>				-	<b>87,012</b>

**W.S.U ANNUAL BUDGET**  
**102197 - Engineering Technology Support**  
**For Fiscal Year 2022**

Account Code	Position Number	Name or Account Description	Months	2022 Adopted	
				Budget FTE	Amount
<b>USS SALARIES</b>					
<b>1000 USS Salaries-Permanent</b>					
<b>Total USS Salaries</b>				-	-
<b>Total USS Salaries by Fund</b>					
<b>Total USS Salaries by Fund</b>				-	-
<b>UNCLASSIFIED SALARIES</b>					
<b>1100 Unclassified Salaries-Permanent (Including 1105 - Stipend)</b>					
<b>Total Unclassified Salaries</b>				-	-
<b>Total Unclassified Salaries by Fund</b>					
<b>Total Unclassified Salaries by Fund</b>				-	-
<b>STUDENT ASSISTANTS AND BENEFITS</b>					
<b>Total Students and Fringe Benefits</b>				-	-
<b>Total Students and Fringe Benefits by Fund</b>					
<b>Total Students and Fringe Benefits</b>				-	-
<b>Total Salaries and Fringe Benefits</b>				-	-
<b>Total Salaries and Fringe Benefits by Fund</b>					
<b>Total Salaries and Fringe Benefits</b>				-	-
<b>OTHER OPERATING EXPENDITURES (OOE)</b>					
7F Commodities				12,000	
<b>Total OOE</b>				<b>12,000</b>	
<b>Total OOE by Fund</b>					
D10898 RU Engineering Technology Support				12,000	
<b>Total OOE by Fund</b>				<b>12,000</b>	
<b>Total FTE and Expenditures</b>				-	<b>12,000</b>
<b>Total FTE and Expenditures by Fund</b>					
D10898 RU Engineering Technology Support				-	12,000
<b>Total FTE and Expenditures by Fund</b>				-	<b>12,000</b>

**W.S.U ANNUAL BUDGET**  
**102201 - Biomedical Engr Program Fee**  
**For Fiscal Year 2022**

Account Code	Position Number	Name or Account Description	Months	2022 Adopted	
				Budget FTE	Amount
<b>USS SALARIES</b>					
<b>1000 USS Salaries-Permanent</b>					
		<b>Total USS Salaries</b>		-	-
<b>Total USS Salaries by Fund</b>					
		<b>Total USS Salaries by Fund</b>		-	-
<b>UNCLASSIFIED SALARIES</b>					
<b>1100 Unclassified Salaries-Permanent (Including 1105 - Stipend)</b>					
		<b>Total Unclassified Salaries</b>		-	-
<b>Total Unclassified Salaries by Fund</b>					
		<b>Total Unclassified Salaries by Fund</b>		-	-
<b>STUDENT ASSISTANTS AND BENEFITS</b>					
		<b>Total Students and Fringe Benefits</b>		-	-
<b>Total Students and Fringe Benefits by Fund</b>					
		<b>Total Students and Fringe Benefits</b>		-	-
		<b>Total Salaries and Fringe Benefits</b>		-	-
<b>Total Salaries and Fringe Benefits by Fund</b>					
		<b>Total Salaries and Fringe Benefits</b>		-	-
<b>OTHER OPERATING EXPENDITURES (OOE)</b>					
	7F	Commodities			12,000
		<b>Total OOE</b>			<b>12,000</b>
<b>Total OOE by Fund</b>					
	D10647	RU Biomedical Engr Program Fee			12,000
		<b>Total OOE by Fund</b>			<b>12,000</b>
		<b>Total FTE and Expenditures</b>		-	<b>12,000</b>
<b>Total FTE and Expenditures by Fund</b>					
	D10647	RU Biomedical Engr Program Fee		-	12,000
		<b>Total FTE and Expenditures by Fund</b>		-	<b>12,000</b>

**W.S.U ANNUAL BUDGET**  
**102202 - Engr Technology Program Fee**  
**For Fiscal Year 2022**

Account Code	Position Number	Name or Account Description	Months	2022 Adopted	
				Budget FTE	Amount
<b>USS SALARIES</b>					
<b>1000 USS Salaries-Permanent</b>					
<b>Total USS Salaries</b>				-	-
<b>Total USS Salaries by Fund</b>					
<b>Total USS Salaries by Fund</b>				-	-
<b>UNCLASSIFIED SALARIES</b>					
<b>1100 Unclassified Salaries-Permanent (Including 1105 - Stipend)</b>					
<b>Total Unclassified Salaries</b>				-	-
<b>Total Unclassified Salaries by Fund</b>					
<b>Total Unclassified Salaries by Fund</b>				-	-
<b>STUDENT ASSISTANTS AND BENEFITS</b>					
<b>Total Students and Fringe Benefits</b>				-	-
<b>Total Students and Fringe Benefits by Fund</b>					
<b>Total Students and Fringe Benefits</b>				-	-
<b>Total Salaries and Fringe Benefits</b>				-	-
<b>Total Salaries and Fringe Benefits by Fund</b>					
<b>Total Salaries and Fringe Benefits</b>				-	-
<b>OTHER OPERATING EXPENDITURES (OOE)</b>					
7C Contractual Services				5,000	
7F Commodities				5,000	
7H Capital Outlay				5,000	
<b>Total OOE</b>				<b>15,000</b>	
<b>Total OOE by Fund</b>					
D10648 RU Engr Technology Program Fee				15,000	
<b>Total OOE by Fund</b>				<b>15,000</b>	
<b>Total FTE and Expenditures</b>				-	<b>15,000</b>
<b>Total FTE and Expenditures by Fund</b>					
D10648 RU Engr Technology Program Fee				-	15,000
<b>Total FTE and Expenditures by Fund</b>				-	<b>15,000</b>



**W.S.U ANNUAL BUDGET**  
**102353 - Nanotechnology Team (Nanogroup)**  
**For Fiscal Year 2022**

Account Code	Position Number	Name or Account Description	Months	2022 Adopted	
				Budget FTE	Amount
<b>USS SALARIES</b>					
<b>1000 USS Salaries-Permanent</b>					
<b>Total USS Salaries</b>				-	-
<b>Total USS Salaries by Fund</b>					
<b>Total USS Salaries by Fund</b>				-	-
<b>UNCLASSIFIED SALARIES</b>					
<b>1100 Unclassified Salaries-Permanent (Including 1105 - Stipend)</b>					
<b>Total Unclassified Salaries</b>				-	-
<b>Total Unclassified Salaries by Fund</b>					
<b>Total Unclassified Salaries by Fund</b>				-	-
<b>STUDENT ASSISTANTS AND BENEFITS</b>					
<b>Total Students and Fringe Benefits</b>				-	-
<b>Total Students and Fringe Benefits by Fund</b>					
<b>Total Students and Fringe Benefits</b>				-	-
<b>Total Salaries and Fringe Benefits</b>				-	-
<b>Total Salaries and Fringe Benefits by Fund</b>					
<b>Total Salaries and Fringe Benefits</b>				-	-
<b>OTHER OPERATING EXPENDITURES (OOE)</b>					
7F Commodities				10,000	
<b>Total OOE</b>				<b>10,000</b>	
<b>Total OOE by Fund</b>					
D10398 RU Nanotechnology Team (Nanogroup)				10,000	
<b>Total OOE by Fund</b>				<b>10,000</b>	
<b>Total FTE and Expenditures</b>				-	<b>10,000</b>
<b>Total FTE and Expenditures by Fund</b>					
D10398 RU Nanotechnology Team (Nanogroup)				-	10,000
<b>Total FTE and Expenditures by Fund</b>				-	<b>10,000</b>

**W.S.U ANNUAL BUDGET**  
**102367 - Engr-Flight Structures Lab**  
**For Fiscal Year 2022**

Account Code	Position Number	Name or Account Description	Months	2022 Adopted	
				Budget FTE	Amount
<b>USS SALARIES</b>					
<b>1000 USS Salaries-Permanent</b>					
<b>Total USS Salaries</b>				-	-
<b>Total USS Salaries by Fund</b>					
<b>Total USS Salaries by Fund</b>				-	-
<b>UNCLASSIFIED SALARIES</b>					
<b>1100 Unclassified Salaries-Permanent (Including 1105 - Stipend)</b>					
999166		Research Associate Shahverdi Moghaddam, Hooman	12	1.00	42,000
<i>This position is fully funded from restricted use sources.</i>					
<b>Total Unclassified Salaries</b>				<b>1.00</b>	<b>42,000</b>
<b>Total Unclassified Salaries by Fund</b>					
D11122		RU Engr-Flight Structures Lab		1.00	42,000
<b>Total Unclassified Salaries by Fund</b>				<b>1.00</b>	<b>42,000</b>
<b>STUDENT ASSISTANTS AND BENEFITS</b>					
1760		State Leave Pymt Assessment			278
1830		Regents Retirement			3,571
1850		TIAA Disability			420
1911		Medicare			600
1912		OASDI			2,565
1950		Single Group Health Insurance			7,837
1970		Workers Compensation			130
1980		Unemployment Compensation			34
<b>Total Students and Fringe Benefits</b>					<b>15,435</b>
<b>Total Students and Fringe Benefits by Fund</b>					
D11122		RU Engr-Flight Structures Lab			15,435
<b>Total Students and Fringe Benefits</b>					<b>15,435</b>
<b>Total Salaries and Fringe Benefits</b>				<b>1.00</b>	<b>57,435</b>
<b>Total Salaries and Fringe Benefits by Fund</b>					
D11122		RU Engr-Flight Structures Lab		1.00	57,435
<b>Total Salaries and Fringe Benefits</b>				<b>1.00</b>	<b>57,435</b>
<b>OTHER OPERATING EXPENDITURES (OOE)</b>					
7F		Commodities			2,200
<b>Total OOE</b>					<b>2,200</b>
<b>Total OOE by Fund</b>					
D11122		RU Engr-Flight Structures Lab			2,200
<b>Total OOE by Fund</b>					<b>2,200</b>
<b>Total FTE and Expenditures</b>				<b>1.00</b>	<b>59,635</b>
<b>Total FTE and Expenditures by Fund</b>					
D11122		RU Engr-Flight Structures Lab		1.00	59,635
<b>Total FTE and Expenditures by Fund</b>				<b>1.00</b>	<b>59,635</b>

**W.S.U ANNUAL BUDGET**  
**102375 - College of Engr-BloME Lab**  
**For Fiscal Year 2022**

Account Code	Position Number	Name or Account Description	Months	2022 Adopted	
				Budget FTE	Amount
<b>USS SALARIES</b>					
<b>1000 USS Salaries-Permanent</b>					
<b>Total USS Salaries</b>				-	-
<b>Total USS Salaries by Fund</b>					
<b>Total USS Salaries by Fund</b>				-	-
<b>UNCLASSIFIED SALARIES</b>					
<b>1100 Unclassified Salaries-Permanent (Including 1105 - Stipend)</b>					
1115		Unclassified Salaries-Add'l Comp			4,740
<b>Total Unclassified Salaries</b>				-	<b>4,740</b>
<b>Total Unclassified Salaries by Fund</b>					
D11167		RU College of Engr-BloME Lab		-	4,740
<b>Total Unclassified Salaries by Fund</b>				-	<b>4,740</b>
<b>STUDENT ASSISTANTS AND BENEFITS</b>					
1760		State Leave Pymt Assessment			32
1830		Regents Retirement			403
1850		TIAA Disability			48
1911		Medicare			69
1912		OASDI			294
1970		Workers Compensation			15
1980		Unemployment Compensation			4
<b>Total Students and Fringe Benefits</b>				-	<b>865</b>
<b>Total Students and Fringe Benefits by Fund</b>					
D11167		RU College of Engr-BloME Lab		-	865
<b>Total Students and Fringe Benefits</b>				-	<b>865</b>
<b>Total Salaries and Fringe Benefits</b>				-	<b>5,605</b>
<b>Total Salaries and Fringe Benefits by Fund</b>					
D11167		RU College of Engr-BloME Lab		-	5,605
<b>Total Salaries and Fringe Benefits</b>				-	<b>5,605</b>
<b>OTHER OPERATING EXPENDITURES (OOE)</b>					
7F		Commodities			14,395
<b>Total OOE</b>				-	<b>14,395</b>
<b>Total OOE by Fund</b>					
D11167		RU College of Engr-BloME Lab		-	14,395
<b>Total OOE by Fund</b>				-	<b>14,395</b>
<b>Total FTE and Expenditures</b>				-	<b>20,000</b>
<b>Total FTE and Expenditures by Fund</b>					
D11167		RU College of Engr-BloME Lab		-	20,000
<b>Total FTE and Expenditures by Fund</b>				-	<b>20,000</b>

**W.S.U ANNUAL BUDGET**  
**102376 - Engr-Indus Prod Ener Eff Lab(IPEEL)**  
**For Fiscal Year 2022**

Account Code	Position Number	Name or Account Description	Months	2022 Adopted	
				Budget FTE	Amount
<b>USS SALARIES</b>					
<b>1000 USS Salaries-Permanent</b>					
<b>Total USS Salaries</b>				-	-
<b>Total USS Salaries by Fund</b>					
<b>Total USS Salaries by Fund</b>				-	-
<b>UNCLASSIFIED SALARIES</b>					
<b>1100 Unclassified Salaries-Permanent (Including 1105 - Stipend)</b>					
1115		Unclassified Salaries-Add'l Comp			20,000
1120		Grad Assistants-Indirect Instruct			22,000
1130		Grad Assistants-Research			20,000
<b>Total Unclassified Salaries</b>				-	<b>62,000</b>
<b>Total Unclassified Salaries by Fund</b>					
D11173		RU Indus Prod Ener Eff Lab (IPEEL)		-	62,000
<b>Total Unclassified Salaries by Fund</b>				-	<b>62,000</b>
<b>STUDENT ASSISTANTS AND BENEFITS</b>					
1760		State Leave Pymt Assessment			410
1830		Regents Retirement			1,701
1850		TIAA Disability			200
1911		Medicare			290
1912		OASDI			1,240
1970		Workers Compensation			191
1980		Unemployment Compensation			50
<b>Total Students and Fringe Benefits</b>				-	<b>4,082</b>
<b>Total Students and Fringe Benefits by Fund</b>					
D11173		RU Indus Prod Ener Eff Lab (IPEEL)		-	4,082
<b>Total Students and Fringe Benefits</b>				-	<b>4,082</b>
<b>Total Salaries and Fringe Benefits</b>				-	<b>66,082</b>
<b>Total Salaries and Fringe Benefits by Fund</b>					
D11173		RU Indus Prod Ener Eff Lab (IPEEL)		-	66,082
<b>Total Salaries and Fringe Benefits</b>				-	<b>66,082</b>
<b>OTHER OPERATING EXPENDITURES (OOE)</b>					
7C		Contractual Services			977
7F		Commodities			10,000
7L		Grants Claims & Shared Revenue			2,000
<b>Total OOE</b>				-	<b>12,977</b>
<b>Total OOE by Fund</b>					
D11173		RU Indus Prod Ener Eff Lab (IPEEL)		-	12,977
<b>Total OOE by Fund</b>				-	<b>12,977</b>
<b>Total FTE and Expenditures</b>				-	<b>79,059</b>
<b>Total FTE and Expenditures by Fund</b>					
D11173		RU Indus Prod Ener Eff Lab (IPEEL)		-	79,059
<b>Total FTE and Expenditures by Fund</b>				-	<b>79,059</b>

**W.S.U ANNUAL BUDGET**  
**102378 - Biomaterials and Bioengineering Lab**  
**For Fiscal Year 2022**

Account Code	Position Number	Name or Account Description	Months	2022 Adopted	
				Budget FTE	Amount
<b>USS SALARIES</b>					
<b>1000 USS Salaries-Permanent</b>					
<b>Total USS Salaries</b>				-	-
<b>Total USS Salaries by Fund</b>					
<b>Total USS Salaries by Fund</b>				-	-
<b>UNCLASSIFIED SALARIES</b>					
<b>1100 Unclassified Salaries-Permanent (Including 1105 - Stipend)</b>					
<b>Total Unclassified Salaries</b>				-	-
<b>Total Unclassified Salaries by Fund</b>					
<b>Total Unclassified Salaries by Fund</b>				-	-
<b>STUDENT ASSISTANTS AND BENEFITS</b>					
<b>Total Students and Fringe Benefits</b>				-	-
<b>Total Students and Fringe Benefits by Fund</b>					
<b>Total Students and Fringe Benefits</b>				-	-
<b>Total Salaries and Fringe Benefits</b>				-	-
<b>Total Salaries and Fringe Benefits by Fund</b>					
<b>Total Salaries and Fringe Benefits</b>				-	-
<b>OTHER OPERATING EXPENDITURES (OOE)</b>					
7F Commodities				10,000	
<b>Total OOE</b>				<b>10,000</b>	
<b>Total OOE by Fund</b>					
D11187 RU Biomaterials & BioEngr Lab				10,000	
<b>Total OOE by Fund</b>				<b>10,000</b>	
<b>Total FTE and Expenditures</b>				-	<b>10,000</b>
<b>Total FTE and Expenditures by Fund</b>					
D11187 RU Biomaterials & BioEngr Lab				-	10,000
<b>Total FTE and Expenditures by Fund</b>				-	<b>10,000</b>

**W.S.U ANNUAL BUDGET**  
**102381 - Advanced Mfg Processes Lab**  
**For Fiscal Year 2022**

Account Code	Position Number	Name or Account Description	Months	2022 Adopted	
				Budget FTE	Amount
<b>USS SALARIES</b>					
<b>1000 USS Salaries-Permanent</b>					
<b>Total USS Salaries</b>				-	-
<b>Total USS Salaries by Fund</b>					
<b>Total USS Salaries by Fund</b>				-	-
<b>UNCLASSIFIED SALARIES</b>					
<b>1100 Unclassified Salaries-Permanent (Including 1105 - Stipend)</b>					
<b>Total Unclassified Salaries</b>				-	-
<b>Total Unclassified Salaries by Fund</b>					
<b>Total Unclassified Salaries by Fund</b>				-	-
<b>STUDENT ASSISTANTS AND BENEFITS</b>					
<b>Total Students and Fringe Benefits</b>				-	-
<b>Total Students and Fringe Benefits by Fund</b>					
<b>Total Students and Fringe Benefits</b>				-	-
<b>Total Salaries and Fringe Benefits</b>				-	-
<b>Total Salaries and Fringe Benefits by Fund</b>					
<b>Total Salaries and Fringe Benefits</b>				-	-
<b>OTHER OPERATING EXPENDITURES (OOE)</b>					
7F Commodities				10,000	
<b>Total OOE</b>				<b>10,000</b>	
<b>Total OOE by Fund</b>					
D10831 RU Adv Mfg Processes Lab				10,000	
<b>Total OOE by Fund</b>				<b>10,000</b>	
<b>Total FTE and Expenditures</b>				-	<b>10,000</b>
<b>Total FTE and Expenditures by Fund</b>					
D10831 RU Adv Mfg Processes Lab				-	10,000
<b>Total FTE and Expenditures by Fund</b>				-	<b>10,000</b>

**W.S.U ANNUAL BUDGET**  
**102413 - Systems, Energy & Analytics Lab**  
**For Fiscal Year 2022**

Account Code	Position Number	Name or Account Description	Months	2022 Adopted	
				Budget FTE	Amount
<b>USS SALARIES</b>					
<b>1000 USS Salaries-Permanent</b>					
<b>Total USS Salaries</b>				-	-
<b>Total USS Salaries by Fund</b>					
<b>Total USS Salaries by Fund</b>				-	-
<b>UNCLASSIFIED SALARIES</b>					
<b>1100 Unclassified Salaries-Permanent (Including 1105 - Stipend)</b>					
1130		Grad Assistants-Research			4,000
<b>Total Unclassified Salaries</b>				-	<b>4,000</b>
<b>Total Unclassified Salaries by Fund</b>					
D11499		RU Systems, Energy & Analytics Lab		-	4,000
<b>Total Unclassified Salaries by Fund</b>				-	<b>4,000</b>
<b>STUDENT ASSISTANTS AND BENEFITS</b>					
1760		State Leave Pymt Assessment			27
1970		Workers Compensation			13
1980		Unemployment Compensation			4
<b>Total Students and Fringe Benefits</b>				-	<b>44</b>
<b>Total Students and Fringe Benefits by Fund</b>					
D11499		RU Systems, Energy & Analytics Lab		-	44
<b>Total Students and Fringe Benefits</b>				-	<b>44</b>
<b>Total Salaries and Fringe Benefits</b>				-	<b>4,044</b>
<b>Total Salaries and Fringe Benefits by Fund</b>					
D11499		RU Systems, Energy & Analytics Lab		-	4,044
<b>Total Salaries and Fringe Benefits</b>				-	<b>4,044</b>
<b>OTHER OPERATING EXPENDITURES (OOE)</b>					
7C		Contractual Services			1,250
7L		Grants Claims & Shared Revenue			1,500
<b>Total OOE</b>				-	<b>2,750</b>
<b>Total OOE by Fund</b>					
D11499		RU Systems, Energy & Analytics Lab		-	2,750
<b>Total OOE by Fund</b>				-	<b>2,750</b>
<b>Total FTE and Expenditures</b>				-	<b>6,794</b>
<b>Total FTE and Expenditures by Fund</b>					
D11499		RU Systems, Energy & Analytics Lab		-	6,794
<b>Total FTE and Expenditures by Fund</b>				-	<b>6,794</b>

**W.S.U ANNUAL BUDGET**  
**102416 - Neuro-Robotics Lab**  
**For Fiscal Year 2022**

Account Code	Position Number	Name or Account Description	Months	2022 Adopted	
				Budget FTE	Amount
<b>USS SALARIES</b>					
<b>1000 USS Salaries-Permanent</b>					
<b>Total USS Salaries</b>				-	-
<b>Total USS Salaries by Fund</b>					
<b>Total USS Salaries by Fund</b>				-	-
<b>UNCLASSIFIED SALARIES</b>					
<b>1100 Unclassified Salaries-Permanent (Including 1105 - Stipend)</b>					
1115		Unclassified Salaries-Add'l Comp			28,539
1130		Grad Assistants-Research			8,320
<b>Total Unclassified Salaries</b>				-	<b>36,859</b>
<b>Total Unclassified Salaries by Fund</b>					
D11519		RU Neuro-Robotics Lab		-	36,859
<b>Total Unclassified Salaries by Fund</b>				-	<b>36,859</b>
<b>STUDENT ASSISTANTS AND BENEFITS</b>					
1200		Student Salaries-Regular			22,500
1760		State Leave Pymt Assessment			393
1830		Regents Retirement			2,426
1850		TIAA Disability			286
1911		Medicare			414
1912		OASDI			1,770
1970		Workers Compensation			184
1980		Unemployment Compensation			48
<b>Total Students and Fringe Benefits</b>				-	<b>28,021</b>
<b>Total Students and Fringe Benefits by Fund</b>					
D11519		RU Neuro-Robotics Lab		-	28,021
<b>Total Students and Fringe Benefits</b>				-	<b>28,021</b>
<b>Total Salaries and Fringe Benefits</b>				-	<b>64,880</b>
<b>Total Salaries and Fringe Benefits by Fund</b>					
D11519		RU Neuro-Robotics Lab		-	64,880
<b>Total Salaries and Fringe Benefits</b>				-	<b>64,880</b>
<b>OTHER OPERATING EXPENDITURES (OOE)</b>					
7C		Contractual Services			1,000
7F		Commodities			2,800
7L		Grants Claims & Shared Revenue			3,000
<b>Total OOE</b>				-	<b>6,800</b>
<b>Total OOE by Fund</b>					
D11519		RU Neuro-Robotics Lab		-	6,800
<b>Total OOE by Fund</b>				-	<b>6,800</b>
<b>Total FTE and Expenditures</b>				-	<b>71,680</b>
<b>Total FTE and Expenditures by Fund</b>					
D11519		RU Neuro-Robotics Lab		-	71,680
<b>Total FTE and Expenditures by Fund</b>				-	<b>71,680</b>



**W.S.U ANNUAL BUDGET**  
**102417 - Facility Design, Logisti & Prod Lab**  
**For Fiscal Year 2022**

Account Code	Position Number	Name or Account Description	Months	2022 Adopted	
				Budget FTE	Amount
<b>USS SALARIES</b>					
<b>1000 USS Salaries-Permanent</b>					
<b>Total USS Salaries</b>				-	-
<b>Total USS Salaries by Fund</b>					
<b>Total USS Salaries by Fund</b>				-	-
<b>UNCLASSIFIED SALARIES</b>					
<b>1100 Unclassified Salaries-Permanent (Including 1105 - Stipend)</b>					
1130		Grad Assistants-Research			55,000
<b>Total Unclassified Salaries</b>				-	<b>55,000</b>
<b>Total Unclassified Salaries by Fund</b>					
D11518		RU Facility Des, Logist & Prod Lab		-	55,000
<b>Total Unclassified Salaries by Fund</b>				-	<b>55,000</b>
<b>STUDENT ASSISTANTS AND BENEFITS</b>					
1200		Student Salaries-Regular			82,000
1760		State Leave Pymt Assessment			905
1970		Workers Compensation			423
1980		Unemployment Compensation			110
<b>Total Students and Fringe Benefits</b>				-	<b>83,438</b>
<b>Total Students and Fringe Benefits by Fund</b>					
D11518		RU Facility Des, Logist & Prod Lab		-	83,438
<b>Total Students and Fringe Benefits</b>				-	<b>83,438</b>
<b>Total Salaries and Fringe Benefits</b>				-	<b>138,438</b>
<b>Total Salaries and Fringe Benefits by Fund</b>					
D11518		RU Facility Des, Logist & Prod Lab		-	138,438
<b>Total Salaries and Fringe Benefits</b>				-	<b>138,438</b>
<b>OTHER OPERATING EXPENDITURES (OOE)</b>					
<b>Total OOE</b>				-	-
<b>Total OOE by Fund</b>					
<b>Total OOE by Fund</b>				-	-
<b>Total FTE and Expenditures</b>				-	<b>138,438</b>
<b>Total FTE and Expenditures by Fund</b>					
D11518		RU Facility Des, Logist & Prod Lab		-	138,438
<b>Total FTE and Expenditures by Fund</b>				-	<b>138,438</b>

**W.S.U ANNUAL BUDGET  
102439 - School of Computing  
For Fiscal Year 2022**

Account Code	Position Number	Name or Account Description	Months	2022 Adopted	
				Budget FTE	Amount
<b>USS SALARIES</b>					
<b>1000 USS Salaries-Permanent</b>					
<b>Total USS Salaries</b>				-	-
<b>Total USS Salaries by Fund</b>					
<b>Total USS Salaries by Fund</b>				-	-
<b>UNCLASSIFIED SALARIES</b>					
<b>1100 Unclassified Salaries-Permanent (Including 1105 - Stipend)</b>					
994368		Administrative Specialist Brooking, Wendy	12	1.00	35,402
995338		Director of WSU Hub for Cybersecurity Education and Awareness Jabara, Joseph <i>This position is fully funded from restricted use sources.</i>	12	0.50	37,500
996453		Engineering Educator Jareen, Tania <i>This position is fully funded from restricted use sources.</i>	9	1.00	53,000
996838		Student Academic Success Advisor Roudebush, Marianne	12	1.00	40,000
997259		Assistant Teaching Professor Lu, Huabo <i>This position is fully funded from restricted use sources.</i>	9	1.00	55,710
997724		Professor Bagai, Rajiv	9	1.00	102,286
997862		Associate Professor Sinha, Kaushik	9	1.00	91,374
997893		Associate Professor Vacant <i>This position is fully funded from restricted use sources.</i>		1.00	92,213
998200		Assistant Teaching Professor Bose, Sourabh <i>This position is fully funded from restricted use sources.</i>	9	1.00	65,000
998271		Professor Ramanan, Prakash <i>This position is fully funded from restricted use sources.</i>	9	1.00	106,987
998356		Chairperson and Professor Zaruba, Gergely	12	1.00	186,639
998362		Professor Namboodiri, Vinod	9	1.00	130,000

**W.S.U ANNUAL BUDGET**  
**102439 - School of Computing**  
**For Fiscal Year 2022**

Account Code	Position Number	Name or Account Description	Months	2022 Adopted	
				Budget FTE	Amount
	998448	Associate Professor KC, Dukka <i>This position is fully funded from restricted use sources.</i>	9	1.00	122,000
	998535	Assistant Professor Hasan, Monowar <i>This position is fully funded from restricted use sources.</i>	9	1.00	90,000
	998595	Assistant Professor Chou, Remi <i>This position is fully funded from restricted use sources.</i>	9	1.00	82,091
	998601	Assistant Professor Shan, Zhiyong <i>This position is fully funded from restricted use sources.</i>	9	1.00	84,471
	998615	Associate Professor Salinas Monroy, Sergio	9	1.00	91,162
	998616	Assistant Professor He, Hongsheng <i>This position is fully funded from restricted use sources.</i>	9	1.00	85,070
	998620	Assistant Professor Rattani, Ajita <i>This position is fully funded from restricted use sources.</i>	9	1.00	95,000
<b>Total Unclassified Salaries</b>				<b>18.50</b>	<b>1,645,905</b>
<b>Total Unclassified Salaries by Fund</b>					
	A0003	GU State General Fund		6.00	636,863
	A2000	GU General Fees Fund		1.00	40,000
	D11697	RU SOC Faculty Salaries		11.50	969,042
<b>Total Unclassified Salaries by Fund</b>				<b>18.50</b>	<b>1,645,905</b>
<b>STUDENT ASSISTANTS AND BENEFITS</b>					
	1200	Student Salaries-Regular			11,594
	1690	Shrinkage			(19,912)
	1760	State Leave Pymt Assessment			10,948
	1830	Regents Retirement			132,073
	1850	TIAA Disability			16,464
	1911	Medicare			23,126
	1912	OASDI			96,451
	1750	Dependent Health Insurance			35,200
	1950	Single Group Health Insurance			113,639
	1970	Workers Compensation			5,119
	1980	Unemployment Compensation			1,293
<b>Total Students and Fringe Benefits</b>					<b>425,995</b>
<b>Total Students and Fringe Benefits by Fund</b>					
	A0003	GU State General Fund			170,175
	A2000	GU General Fees Fund			6,202
	D11697	RU SOC Faculty Salaries			249,618

**W.S.U ANNUAL BUDGET**  
**102439 - School of Computing**  
**For Fiscal Year 2022**

Account Code	Position Number	Name or Account Description	Months	2022 Adopted	
				Budget FTE	Amount
<b>Total Students and Fringe Benefits</b>					<b>425,995</b>
<b>Total Salaries and Fringe Benefits</b>				<b>18.50</b>	<b>2,071,900</b>
<b>Total Salaries and Fringe Benefits by Fund</b>					
A0003		GU State General Fund		6.00	807,038
A2000		GU General Fees Fund		1.00	46,202
D11697		RU SOC Faculty Salaries		11.50	1,218,660
<b>Total Salaries and Fringe Benefits</b>				<b>18.50</b>	<b>2,071,900</b>
<b>OTHER OPERATING EXPENDITURES (OOE)</b>					
7C Contractual Services					17,877
7F Commodities					20,046
<b>Total OOE</b>					<b>37,923</b>
<b>Total OOE by Fund</b>					
A2000		GU General Fees Fund			37,923
<b>Total OOE by Fund</b>					<b>37,923</b>
<b>Total FTE and Expenditures</b>				<b>18.50</b>	<b>2,109,823</b>
<b>Total FTE and Expenditures by Fund</b>					
A0003		GU State General Fund		6.00	807,038
A2000		GU General Fees Fund		1.00	84,125
D11697		RU SOC Faculty Salaries		11.50	1,218,660
<b>Total FTE and Expenditures by Fund</b>				<b>18.50</b>	<b>2,109,823</b>

**W.S.U ANNUAL BUDGET**  
**102396 - Bloomfield Innov Dist Prof-OOE**  
**For Fiscal Year 2022**

Account Code	Position Number	Name or Account Description	Months	2022 Adopted	
				Budget FTE	Amount
<b>USS SALARIES</b>					
<b>1000 USS Salaries-Permanent</b>					
<b>Total USS Salaries</b>				-	-
<b>Total USS Salaries by Fund</b>					
<b>Total USS Salaries by Fund</b>				-	-
<b>UNCLASSIFIED SALARIES</b>					
<b>1100 Unclassified Salaries-Permanent (Including 1105 - Stipend)</b>					
998260	Professor	Madhavan, Viswanatha	9	0.13	17,000
<i>This position is fully funded from restricted use sources.</i>					
<b>Total Unclassified Salaries</b>				<b>0.13</b>	<b>17,000</b>
<b>Total Unclassified Salaries by Fund</b>					
D11266	RU Bloomfield Innov Dist Prof			0.13	17,000
<b>Total Unclassified Salaries by Fund</b>				<b>0.13</b>	<b>17,000</b>
<b>STUDENT ASSISTANTS AND BENEFITS</b>					
1760	State Leave Pymt Assessment				113
1830	Regents Retirement				1,445
1850	TIAA Disability				170
1911	Medicare				247
1912	OASDI				1,055
1950	Single Group Health Insurance				1,018
1970	Workers Compensation				53
1980	Unemployment Compensation				14
<b>Total Students and Fringe Benefits</b>					<b>4,115</b>
<b>Total Students and Fringe Benefits by Fund</b>					
D11266	RU Bloomfield Innov Dist Prof				4,115
<b>Total Students and Fringe Benefits</b>					<b>4,115</b>
<b>Total Salaries and Fringe Benefits</b>				<b>0.13</b>	<b>21,115</b>
<b>Total Salaries and Fringe Benefits by Fund</b>					
D11266	RU Bloomfield Innov Dist Prof			0.13	21,115
<b>Total Salaries and Fringe Benefits</b>				<b>0.13</b>	<b>21,115</b>
<b>OTHER OPERATING EXPENDITURES (OOE)</b>					
<b>Total OOE</b>					-
<b>Total OOE by Fund</b>					
<b>Total OOE by Fund</b>					-
<b>Total FTE and Expenditures</b>				<b>0.13</b>	<b>21,115</b>
<b>Total FTE and Expenditures by Fund</b>					
D11266	RU Bloomfield Innov Dist Prof			0.13	21,115
<b>Total FTE and Expenditures by Fund</b>				<b>0.13</b>	<b>21,115</b>

**W.S.U ANNUAL BUDGET**  
**103007 - Flight Simulation and Dynamics Lab**  
**For Fiscal Year 2022**

Account Code	Position Number	Name or Account Description	Months	2022 Adopted	
				Budget FTE	Amount
<b>USS SALARIES</b>					
<b>1000 USS Salaries-Permanent</b>					
<b>Total USS Salaries</b>				-	-
<b>Total USS Salaries by Fund</b>					
<b>Total USS Salaries by Fund</b>				-	-
<b>UNCLASSIFIED SALARIES</b>					
<b>1100 Unclassified Salaries-Permanent (Including 1105 - Stipend)</b>					
<b>Total Unclassified Salaries</b>				-	-
<b>Total Unclassified Salaries by Fund</b>					
<b>Total Unclassified Salaries by Fund</b>				-	-
<b>STUDENT ASSISTANTS AND BENEFITS</b>					
<b>Total Students and Fringe Benefits</b>				-	-
<b>Total Students and Fringe Benefits by Fund</b>					
<b>Total Students and Fringe Benefits</b>				-	-
<b>Total Salaries and Fringe Benefits</b>				-	-
<b>Total Salaries and Fringe Benefits by Fund</b>					
<b>Total Salaries and Fringe Benefits</b>				-	-
<b>OTHER OPERATING EXPENDITURES (OOE)</b>					
7F Commodities				10,000	
<b>Total OOE</b>				<b>10,000</b>	
<b>Total OOE by Fund</b>					
D10667 RU Flight Sim & Dynamics Lab				10,000	
<b>Total OOE by Fund</b>				<b>10,000</b>	
<b>Total FTE and Expenditures</b>				-	<b>10,000</b>
<b>Total FTE and Expenditures by Fund</b>					
D10667 RU Flight Sim & Dynamics Lab				-	10,000
<b>Total FTE and Expenditures by Fund</b>				-	<b>10,000</b>

**W.S.U ANNUAL BUDGET**  
**103009 - Center for Energy Studies**  
**For Fiscal Year 2022**

Account Code	Position Number	Name or Account Description	Months	2022 Adopted	
				Budget FTE	Amount
<b>USS SALARIES</b>					
<b>1000 USS Salaries-Permanent</b>					
<b>Total USS Salaries</b>				-	-
<b>Total USS Salaries by Fund</b>					
<b>Total USS Salaries by Fund</b>				-	-
<b>UNCLASSIFIED SALARIES</b>					
<b>1100 Unclassified Salaries-Permanent (Including 1105 - Stipend)</b>					
1130		Grad Assistants-Research			15,500
<b>Total Unclassified Salaries</b>				-	<b>15,500</b>
<b>Total Unclassified Salaries by Fund</b>					
D10666		RU Center for Energy Studies		-	15,500
<b>Total Unclassified Salaries by Fund</b>				-	<b>15,500</b>
<b>STUDENT ASSISTANTS AND BENEFITS</b>					
1760		State Leave Pymt Assessment			103
1970		Workers Compensation			48
1980		Unemployment Compensation			13
<b>Total Students and Fringe Benefits</b>				-	<b>164</b>
<b>Total Students and Fringe Benefits by Fund</b>					
D10666		RU Center for Energy Studies		-	164
<b>Total Students and Fringe Benefits</b>				-	<b>164</b>
<b>Total Salaries and Fringe Benefits</b>				-	<b>15,664</b>
<b>Total Salaries and Fringe Benefits by Fund</b>					
D10666		RU Center for Energy Studies		-	15,664
<b>Total Salaries and Fringe Benefits</b>				-	<b>15,664</b>
<b>OTHER OPERATING EXPENDITURES (OOE)</b>					
7H		Capital Outlay			36,836
<b>Total OOE</b>				-	<b>36,836</b>
<b>Total OOE by Fund</b>					
D10666		RU Center for Energy Studies		-	36,836
<b>Total OOE by Fund</b>				-	<b>36,836</b>
<b>Total FTE and Expenditures</b>				-	<b>52,500</b>
<b>Total FTE and Expenditures by Fund</b>					
D10666		RU Center for Energy Studies		-	52,500
<b>Total FTE and Expenditures by Fund</b>				-	<b>52,500</b>

**Wichita State University**  
**Fiscal Year 2022 Annual Operating Budget**

**College of Engineering**  
**General Academic Instruction Program**

**Instruction Budget Summary**

<b>Expenditures</b>	<b>General Use Funds</b>			<b>% of General Use Budget</b>	<b>Restricted Use Funds</b>	<b>Total Budget</b>	<b>% of Total Budget</b>
	<b>State General Fund</b>	<b>General Fees (Tuition) Fund</b>	<b>Total</b>				
<b>Salaries and Fringe Benefits</b>							
University Support Staff Salaries	\$ 163	\$ -	\$ 163	0.0%	\$ -	\$ 163	0.0%
Unclassified Salaries	5,117,339	240,156	5,357,495	77.1%	3,595,175	8,952,669	75.3%
Student Salaries	48,711	-	48,711	0.7%	14,683	63,394	0.5%
Fringe Benefits	1,489,764	70,422	1,560,186	22.5%	892,642	2,452,829	20.6%
Shrinkage	(151,784)	(7,084)	(158,868)	-2.3%	-	(158,868)	-1.3%
<b>Subtotal Salaries and Fringe Benefits</b>	<b>\$ 6,504,193</b>	<b>\$ 303,494</b>	<b>\$ 6,807,687</b>	<b>98.0%</b>	<b>\$ 4,502,500</b>	<b>\$ 11,310,187</b>	<b>95.1%</b>
<b>Other Operating Expenditures</b>	<b>\$ -</b>	<b>\$ 138,358</b>	<b>\$ 138,358</b>	<b>2.0%</b>	<b>\$ 439,125</b>	<b>\$ 577,483</b>	<b>4.9%</b>
<b>Total Instruction Budget</b>	<b>\$ 6,504,193</b>	<b>\$ 441,852</b>	<b>\$ 6,946,045</b>	<b>100.0%</b>	<b>\$ 4,941,625</b>	<b>\$ 11,887,670</b>	<b>100.0%</b>

**Instruction Budget Summary by Organization**

<b>Organization</b>	<b>FTE</b>	<b>General Use Funds</b>	<b>% of General Use Funds</b>	<b>Restricted Use Funds</b>	<b>% of Restricted Use Fund</b>	<b>Total Funds</b>	<b>% of Total Funds</b>
Boeing Distinguished Professorship	-	\$ -	0.0%	\$ 59,302	1.2%	\$ 59,302	0.5%
Aerospace Engineering	17.75	1,490,392	21.5%	690,681	14.0%	2,181,073	18.3%
Engineering Capital Equipment	-	11,697	0.2%	-	0.0%	11,697	0.1%
Industrial and Manufacturing Engineering	13.87	1,536,911	22.1%	70,477	1.4%	1,607,388	13.5%
Mechanical Engineering	21.00	1,069,733	15.4%	1,351,412	27.3%	2,421,145	20.4%
Engineering Contingency	-	-	0.0%	-	0.0%	-	0.0%
Engineering Course Fee	-	-	0.0%	58,564	1.2%	58,564	0.5%
Electrical Engineering and Computer Science	1.00	156,723	2.3%	-	0.0%	156,723	1.3%
Bomhoff Distinguished Professorship	-	-	0.0%	55,000	1.1%	55,000	0.5%
Engineering Expansion Grant	-	-	0.0%	-	0.0%	-	0.0%
Biomedical Engineering	9.00	734,324	10.6%	223,074	4.5%	957,398	8.1%
Bloomfield Distinguished Professorship	-	-	0.0%	87,012	1.8%	87,012	0.7%
Aerospace Engineering Course Fee	-	-	0.0%	45,000	0.9%	45,000	0.4%
Electrical & Computer Engineering Course Fee	-	-	0.0%	90,000	1.8%	90,000	0.8%
Industrial Engineering Course Fee	-	-	0.0%	50,000	1.0%	50,000	0.4%

*Continued on following page*



**Wichita State University**  
**Fiscal Year 2022 Annual Operating Budget**

**College of Engineering**  
**General Academic Instruction Program**

**Instruction Budget Summary by Organization**

<u>Organization</u>	<u>FTE</u>	<u>General Use Funds</u>	<u>% of General Use Funds</u>	<u>Restricted Use Funds</u>	<u>% of Restricted Use Fund</u>	<u>Total Funds</u>	<u>% of Total Funds</u>
Mechanical Engineering Course Fee	-	\$ -	0.0%	\$ 50,000	1.0%	\$ 50,000	0.4%
Biomedical Engineering Program Fee	-	-	0.0%	12,000	0.2%	12,000	0.1%
Engineering Technology Program Fee	-	-	0.0%	15,000	0.3%	15,000	0.1%
Engineering Technology	7.50	343,154	4.9%	265,956	5.4%	609,110	5.1%
Electrical & Computer Engineering	12.00	711,948	10.2%	578,372	11.7%	1,290,320	10.9%
School of Computing	18.50	891,163	12.8%	1,218,660	24.7%	2,109,823	17.7%
Bloomfield Innovation Distinguished Professorship	0.13	-	0.0%	21,115	0.4%	21,115	0.2%
<b>Total Instruction Budget</b>	<b>100.75</b>	<b>\$ 6,946,045</b>	<b>100.0%</b>	<b>\$ 4,941,625</b>	<b>100.0%</b>	<b>\$ 11,887,670</b>	<b>100.0%</b>

*Summary excludes nonreportable expenditures*

**Wichita State University**  
**Fiscal Year 2022 Annual Operating Budget**

**Instruction Program**  
**Program Code 42000**

**College of Fine Arts**  
**Instruction Program Budget Units**

Opera  
Musical Theatre  
University Theatre  
Dance Program  
Fine Arts Instructional  
Art, Design & Creative Industries  
School of Music  
School of Digital Arts

School of Performing Arts  
Walter Mays Distinguished Professorship  
Fine Arts Lecturers  
Fine Arts Instructional Fees  
Banda Hispanica  
Fine Arts Festivals  
Kodaly Program

**W.S.U ANNUAL BUDGET**  
**101952 - Opera**  
**For Fiscal Year 2022**

Account Code	Position Number	Name or Account Description	Months	2022 Adopted	
				Budget FTE	Amount
<b>USS SALARIES</b>					
<b>1000 USS Salaries-Permanent</b>					
<b>Total USS Salaries</b>				-	-
<b>Total USS Salaries by Fund</b>					
<b>Total USS Salaries by Fund</b>				-	-
<b>UNCLASSIFIED SALARIES</b>					
<b>1100 Unclassified Salaries-Permanent (Including 1105 - Stipend)</b>					
1110		Uncl-Salaries-Seasonal and Temp			3,000
<b>Total Unclassified Salaries</b>				-	<b>3,000</b>
<b>Total Unclassified Salaries by Fund</b>					
D10863		RU Opera		-	3,000
<b>Total Unclassified Salaries by Fund</b>				-	<b>3,000</b>
<b>STUDENT ASSISTANTS AND BENEFITS</b>					
1760		State Leave Pymt Assessment			20
1911		Medicare			44
1912		OASDI			186
1970		Workers Compensation			10
1980		Unemployment Compensation			3
<b>Total Students and Fringe Benefits</b>				-	<b>263</b>
<b>Total Students and Fringe Benefits by Fund</b>					
D10863		RU Opera		-	263
<b>Total Students and Fringe Benefits</b>				-	<b>263</b>
<b>Total Salaries and Fringe Benefits</b>				-	<b>3,263</b>
<b>Total Salaries and Fringe Benefits by Fund</b>					
D10863		RU Opera		-	3,263
<b>Total Salaries and Fringe Benefits</b>				-	<b>3,263</b>
<b>OTHER OPERATING EXPENDITURES (OOE)</b>					
7C		Contractual Services			3,100
7F		Commodities			6,000
7V		Miscellaneous Non Expense			500
7Z		Transfers Out			2,000
<b>Total OOE</b>				-	<b>11,600</b>
<b>Total OOE by Fund</b>					
A2000		GU General Fees Fund		-	9,000
D10863		RU Opera		-	2,600
<b>Total OOE by Fund</b>				-	<b>11,600</b>
<b>Total FTE and Expenditures</b>				-	<b>14,863</b>
<b>Total FTE and Expenditures by Fund</b>					
A2000		GU General Fees Fund		-	9,000
D10863		RU Opera		-	5,863
<b>Total FTE and Expenditures by Fund</b>				-	<b>14,863</b>

**W.S.U ANNUAL BUDGET  
101956 - Musical Theatre  
For Fiscal Year 2022**

Account Code	Position Number	Name or Account Description	Months	2022 Adopted	
				Budget FTE	Amount
<b>USS SALARIES</b>					
<b>1000 USS Salaries-Permanent</b>					
<b>Total USS Salaries</b>				-	-
<b>Total USS Salaries by Fund</b>					
<b>Total USS Salaries by Fund</b>				-	-
<b>UNCLASSIFIED SALARIES</b>					
<b>1100 Unclassified Salaries-Permanent (Including 1105 - Stipend)</b>					
<b>Total Unclassified Salaries</b>				-	-
<b>Total Unclassified Salaries by Fund</b>					
<b>Total Unclassified Salaries by Fund</b>				-	-
<b>STUDENT ASSISTANTS AND BENEFITS</b>					
<b>Total Students and Fringe Benefits</b>				-	-
<b>Total Students and Fringe Benefits by Fund</b>					
<b>Total Students and Fringe Benefits</b>				-	-
<b>Total Salaries and Fringe Benefits</b>				-	-
<b>Total Salaries and Fringe Benefits by Fund</b>					
<b>Total Salaries and Fringe Benefits</b>				-	-
<b>OTHER OPERATING EXPENDITURES (OOE)</b>					
7C		Contractual Services			11,600
7F		Commodities			15,050
7L		Grants Claims & Shared Revenue			7,980
<b>Total OOE</b>					<b>34,630</b>
<b>Total OOE by Fund</b>					
A2000		GU General Fees Fund			3,000
D10083		RU Musical Theatre			31,630
<b>Total OOE by Fund</b>					<b>34,630</b>
<b>Total FTE and Expenditures</b>				-	<b>34,630</b>
<b>Total FTE and Expenditures by Fund</b>					
A2000		GU General Fees Fund		-	3,000
D10083		RU Musical Theatre		-	31,630
<b>Total FTE and Expenditures by Fund</b>				-	<b>34,630</b>

**W.S.U ANNUAL BUDGET  
101958 - University Theatre  
For Fiscal Year 2022**

Account Code	Position Number	Name or Account Description	Months	2022 Adopted	
				Budget FTE	Amount
<b>USS SALARIES</b>					
<b>1000 USS Salaries-Permanent</b>					
<b>Total USS Salaries</b>				-	-
<b>Total USS Salaries by Fund</b>					
<b>Total USS Salaries by Fund</b>				-	-
<b>UNCLASSIFIED SALARIES</b>					
<b>1100 Unclassified Salaries-Permanent (Including 1105 - Stipend)</b>					
<b>Total Unclassified Salaries</b>				-	-
<b>Total Unclassified Salaries by Fund</b>					
<b>Total Unclassified Salaries by Fund</b>				-	-
<b>STUDENT ASSISTANTS AND BENEFITS</b>					
<b>Total Students and Fringe Benefits</b>				-	-
<b>Total Students and Fringe Benefits by Fund</b>					
<b>Total Students and Fringe Benefits</b>				-	-
<b>Total Salaries and Fringe Benefits</b>				-	-
<b>Total Salaries and Fringe Benefits by Fund</b>					
<b>Total Salaries and Fringe Benefits</b>				-	-
<b>OTHER OPERATING EXPENDITURES (OOE)</b>					
7C		Contractual Services			6,300
7F		Commodities			12,100
7L		Grants Claims & Shared Revenue			2,500
7V		Miscellaneous Non Expense			200
<b>Total OOE</b>					<b>21,100</b>
<b>Total OOE by Fund</b>					
A2000		GU General Fees Fund			10,000
D10085		RU University Theatre			11,100
<b>Total OOE by Fund</b>					<b>21,100</b>
<b>Total FTE and Expenditures</b>				-	<b>21,100</b>
<b>Total FTE and Expenditures by Fund</b>					
A2000		GU General Fees Fund		-	10,000
D10085		RU University Theatre		-	11,100
<b>Total FTE and Expenditures by Fund</b>				-	<b>21,100</b>

**W.S.U ANNUAL BUDGET  
101971 - Dance Program  
For Fiscal Year 2022**

Account Code	Position Number	Name or Account Description	Months	2022 Adopted	
				Budget FTE	Amount
<b>USS SALARIES</b>					
<b>1000 USS Salaries-Permanent</b>					
<b>Total USS Salaries</b>				-	-
<b>Total USS Salaries by Fund</b>					
<b>Total USS Salaries by Fund</b>				-	-
<b>UNCLASSIFIED SALARIES</b>					
<b>1100 Unclassified Salaries-Permanent (Including 1105 - Stipend)</b>					
1110		Uncl-Salaries-Seasonal and Temp			2,500
<b>Total Unclassified Salaries</b>				-	<b>2,500</b>
<b>Total Unclassified Salaries by Fund</b>					
D10088		RU Dance Program		-	2,500
<b>Total Unclassified Salaries by Fund</b>				-	<b>2,500</b>
<b>STUDENT ASSISTANTS AND BENEFITS</b>					
1760		State Leave Pymt Assessment			17
1911		Medicare			37
1912		OASDI			155
1970		Workers Compensation			8
1980		Unemployment Compensation			2
<b>Total Students and Fringe Benefits</b>				-	<b>219</b>
<b>Total Students and Fringe Benefits by Fund</b>					
D10088		RU Dance Program		-	219
<b>Total Students and Fringe Benefits</b>				-	<b>219</b>
<b>Total Salaries and Fringe Benefits</b>				-	<b>2,719</b>
<b>Total Salaries and Fringe Benefits by Fund</b>					
D10088		RU Dance Program		-	2,719
<b>Total Salaries and Fringe Benefits</b>				-	<b>2,719</b>
<b>OTHER OPERATING EXPENDITURES (OOE)</b>					
7C		Contractual Services			12,459
7F		Commodities			6,952
7Z		Transfers Out			2,000
<b>Total OOE</b>				-	<b>21,411</b>
<b>Total OOE by Fund</b>					
A2000		GU General Fees Fund		-	7,500
D10088		RU Dance Program		-	13,911
<b>Total OOE by Fund</b>				-	<b>21,411</b>
<b>Total FTE and Expenditures</b>				-	<b>24,130</b>
<b>Total FTE and Expenditures by Fund</b>					
A2000		GU General Fees Fund		-	7,500
D10088		RU Dance Program		-	16,630
<b>Total FTE and Expenditures by Fund</b>				-	<b>24,130</b>

**W.S.U ANNUAL BUDGET  
102032 - Fine Arts Instructional  
For Fiscal Year 2022**

Account Code	Position Number	Name or Account Description	Months	2022 Adopted	
				Budget FTE	Amount
<b>USS SALARIES</b>					
<b>1000 USS Salaries-Permanent</b>					
<b>Total USS Salaries</b>				-	-
<b>Total USS Salaries by Fund</b>					
<b>Total USS Salaries by Fund</b>				-	-
<b>UNCLASSIFIED SALARIES</b>					
<b>1100 Unclassified Salaries-Permanent (Including 1105 - Stipend)</b>					
1110		Uncl-Salaries-Seasonal and Temp			49,709
1115		Unclassified Salaries-Add'l Comp			8,800
<b>Total Unclassified Salaries</b>				-	<b>58,509</b>
<b>Total Unclassified Salaries by Fund</b>					
A2000		GU General Fees Fund		-	41,433
D10090		RU Fine Arts Instructional		-	17,076
<b>Total Unclassified Salaries by Fund</b>				-	<b>58,509</b>
<b>STUDENT ASSISTANTS AND BENEFITS</b>					
1690		Shrinkage			(1,026)
1760		State Leave Pymt Assessment			387
1830		Regents Retirement			748
1850		TIAA Disability			88
1911		Medicare			849
1912		OASDI			3,628
1970		Workers Compensation			181
1980		Unemployment Compensation			48
<b>Total Students and Fringe Benefits</b>				-	<b>4,903</b>
<b>Total Students and Fringe Benefits by Fund</b>					
A2000		GU General Fees Fund			2,580
D10090		RU Fine Arts Instructional			2,323
<b>Total Students and Fringe Benefits</b>				-	<b>4,903</b>
<b>Total Salaries and Fringe Benefits</b>				-	<b>63,412</b>
<b>Total Salaries and Fringe Benefits by Fund</b>					
A2000		GU General Fees Fund		-	44,013
D10090		RU Fine Arts Instructional		-	19,399
<b>Total Salaries and Fringe Benefits</b>				-	<b>63,412</b>
<b>OTHER OPERATING EXPENDITURES (OOE)</b>					
7Z		Transfers Out			17,801
<b>Total OOE</b>				-	<b>17,801</b>
<b>Total OOE by Fund</b>					
D10090		RU Fine Arts Instructional			17,801
<b>Total OOE by Fund</b>				-	<b>17,801</b>
<b>Total FTE and Expenditures</b>				-	<b>81,213</b>
<b>Total FTE and Expenditures by Fund</b>					
A2000		GU General Fees Fund		-	44,013
D10090		RU Fine Arts Instructional		-	37,200
<b>Total FTE and Expenditures by Fund</b>				-	<b>81,213</b>

**W.S.U ANNUAL BUDGET**  
**102097 - Art, Design & Creative Industries**  
**For Fiscal Year 2022**

Account Code	Position Number	Name or Account Description	Months	2022 Adopted	
				Budget FTE	Amount
<b>USS SALARIES</b>					
<b>1000 USS Salaries-Permanent</b>					
<b>Total USS Salaries</b>				-	-
<b>Total USS Salaries by Fund</b>					
A0003		GU State General Fund		-	-
<b>Total USS Salaries by Fund</b>				-	-
<b>UNCLASSIFIED SALARIES</b>					
<b>1100 Unclassified Salaries-Permanent (Including 1105 - Stipend)</b>					
993036		Assistant Professor Graphic Design Puskarevic, Irma	9	1.00	50,000
997455		Associate Professor & Associate Director of ADCI Ray, Jennifer	10	1.00	66,712
997604		Associate Professor Pederson, Claudia	9	1.00	56,657
997698		Associate Professor Lockard, Brittany	9	1.00	56,892
997771		Associate Professor Vacant	9	0.50	50,108
997872		Associate Professor Smith, Joshua	9	1.00	50,000
997966		Professor Adler, Edward	9	1.00	70,230
998203		Assistant Educator of Art Education Murano, Tina	9	0.75	35,000
998323		Coordinator of External Affairs Christensen, Emily	12	1.00	35,568
998324		Professor & Graduate Coordinator Bubp, Robert	9	1.00	73,179
998326		Art Studio Manager Burchinal, Tanna	12	1.00	46,235
998327		Associate Professor Badgett, Barry	9	1.00	60,827
998328		Associate Professor Santos, Lori	9	1.00	67,504
998331		Director of the School of Art and Design, Creative Ind and Professor Pulaski, Jeffrey	12	1.00	99,125



**W.S.U ANNUAL BUDGET**  
**102097 - Art, Design & Creative Industries**  
**For Fiscal Year 2022**

Account Code	Position Number	Name or Account Description	Months	2022 Adopted	
				Budget FTE	Amount
	998333	Professor Sulyok, Levente	9	1.00	69,749
	998342	Assistant Teaching Professor of Print Media Hernandez Guillen, Marco	9	1.00	50,000
	999871	Administrative Specialist Ewert, Megan	12	1.00	38,002
		<i>\$26,040 of this position is funded from restricted use sources.</i>			
	1110	Uncl-Salaries-Seasonal and Temp			3,000
	1115	Unclassified Salaries-Add'l Comp			15,000
	1170	Unclassified Sal-Summer Lecturer			5,000
	1180	Unclassified Salaries-Lecturer			1,500
	1120	Grad Assistants-Indirect Instruct			7,000
		<b>Total Unclassified Salaries</b>		<b>16.25</b>	<b>1,007,288</b>
		<b>Total Unclassified Salaries by Fund</b>			
	A0003	GU State General Fund		14.56	899,748
	A2000	GU General Fees Fund		1.00	50,000
	D10091	RU School of Art and Design		0.69	57,540
		<b>Total Unclassified Salaries by Fund</b>		<b>16.25</b>	<b>1,007,288</b>
<b>STUDENT ASSISTANTS AND BENEFITS</b>					
	1200	Student Salaries-Regular			10,379
	1210	Student Salaries-WS-WSU Match			5,333
	1220	Student Sal-Workstudy Federal			15,835
	1690	Shrinkage			(29,150)
	1760	State Leave Pymt Assessment			6,864
	1810	KPERS Retirement			-
	1830	Regents Retirement			84,224
	1850	TIAA Disability			9,916
	1911	Medicare			13,938
	1912	OASDI			59,562
	1750	Dependent Health Insurance			14,821
	1950	Single Group Health Insurance			133,233
	1970	Workers Compensation			3,212
	1980	Unemployment Compensation			810
		<b>Total Students and Fringe Benefits</b>			<b>328,977</b>
		<b>Total Students and Fringe Benefits by Fund</b>			
	A0003	GU State General Fund			283,900
	A2000	GU General Fees Fund			15,357
	D10091	RU School of Art and Design			13,718
	R40041	Federal Work Study Program			16,002
		<b>Total Students and Fringe Benefits</b>			<b>328,977</b>
		<b>Total Salaries and Fringe Benefits</b>		<b>16.25</b>	<b>1,336,265</b>
		<b>Total Salaries and Fringe Benefits by Fund</b>			
	A0003	GU State General Fund		14.56	1,183,648
	A2000	GU General Fees Fund		1.00	65,357
	D10091	RU School of Art and Design		0.69	71,258
	R40041	Federal Work Study Program		-	16,002
		<b>Total Salaries and Fringe Benefits</b>		<b>16.25</b>	<b>1,336,265</b>

**W.S.U ANNUAL BUDGET**  
**102097 - Art, Design & Creative Industries**  
**For Fiscal Year 2022**

Account Code	Position Number	Name or Account Description	Months	2022 Adopted	
				Budget FTE	Amount
<b>OTHER OPERATING EXPENDITURES (OOE)</b>					
7C		Contractual Services			80,757
7F		Commodities			47,773
7H		Capital Outlay			13,406
7V		Miscellaneous Non Expense			300
7Z		Transfers Out			10,945
<b>Total OOE</b>					<b>153,181</b>
<b>Total OOE by Fund</b>					
A2000		GU General Fees Fund			27,577
D10091		RU School of Art and Design			125,604
<b>Total OOE by Fund</b>					<b>153,181</b>
<b>Total FTE and Expenditures</b>				<b>16.25</b>	<b>1,489,446</b>
<b>Total FTE and Expenditures by Fund</b>					
A0003		GU State General Fund		14.56	1,183,648
A2000		GU General Fees Fund		1.00	92,934
D10091		RU School of Art and Design		0.69	196,862
R40041		Federal Work Study Program		-	16,002
<b>Total FTE and Expenditures by Fund</b>				<b>16.25</b>	<b>1,489,446</b>

**W.S.U ANNUAL BUDGET  
102098 - School of Music  
For Fiscal Year 2022**

Account Code	Position Number	Name or Account Description	Months	2022 Adopted	
				Budget FTE	Amount
<b>USS SALARIES</b>					
<b>1000 USS Salaries-Permanent</b>					
<b>Total USS Salaries</b>				-	-
<b>Total USS Salaries by Fund</b>					
<b>Total USS Salaries by Fund</b>				-	-
<b>UNCLASSIFIED SALARIES</b>					
<b>1100 Unclassified Salaries-Permanent (Including 1105 - Stipend)</b>					
991484		Associate Professor, Director of the School of Music, and Director of Bands Shade, Timothy <i>\$7,311 of this position is funded from restricted use sources.</i>	12	1.00	90,000
993597		Director of Athletic Bands Hulett, Lucas <i>\$15,000 of this position is funded from restricted use sources.</i>	9	1.00	40,000
994207		Coordinator of Music Admissions Koza, Jesse <i>\$19,265 of this position is funded from restricted use sources.</i>	12	1.00	35,568
995231		Assistant Educator of Clarinet Goter, Rachelle	9	0.50	25,000
996950		Assistant Professor Goering, John	9	0.50	24,632
997301		Administrative Officer Brown, Anne Marie	12	1.00	42,640
997596		Professor Miller, Josephine	9	1.00	68,469
997597		Associate Professor Hunsicker, J	9	1.00	56,795
997601		Professor Bernstorf, Elaine	9	1.00	113,228
997622		Piano Technician Howard, Roy	12	0.50	21,018
997739		Assistant Professor of Piano Pedagogy and Graduate Coordinator Gray, Marta	9	1.00	55,000
997877		Associate Professor and Director of Jazz Studies Flynn, William	9	1.00	58,883
997886		Assistant Professor			

**W.S.U ANNUAL BUDGET  
102098 - School of Music  
For Fiscal Year 2022**

Account Code	Position Number	Name or Account Description	Months	2022 Adopted	
				Budget FTE	Amount
		Black, Phillip	9	0.50	27,567
998279		Assistant Professor and Coordinator of MAALM Banke, Andrea	9	0.75	38,534
998282		Professor Consiglio, Catherine	9	1.00	68,529
998283		Professor Roush, Dean	9	1.00	92,329
998284		Professor and Program Director of Music Education Wine, Thomas	9	1.00	89,100
998288		Assistant Professor Wallace, Jeb	9	1.00	61,173
998289		Professor and Program Director of Audio Production Foley, Mark	9	0.99	77,182
998291		Associate Professor, Associate Director of School of Music, Director of Choral Activities Beeken, Ryan	9	1.00	82,000
998292		Professor Scholl, Gerald	9	1.00	63,434
998293		Associate Professor Trechak, Andrew	9	1.00	58,293
998294		Robert L Town Faculty of Distinction and Professor Davis, Lynne <i>\$9,502 of this position is funded from restricted use sources.</i>	9	1.00	70,659
998295		Associate Educator and Placement Coordinator Shoemaker, Jeanne	9	0.50	29,060
998296		Assistant Professor Castaldi, Kristen	9	1.00	52,519
998297		Distinguished Professor of Music Mays, Walter	9	1.00	103,175
998298		Professor Bees, Julie	9	1.00	97,262
998299		Assistant Professor of Music Theory and Composition MacDonald, David	9	1.00	50,000
998300		Associate Professor Sylvester, Michael	9	1.00	60,171
998304		Associate Professor			

**W.S.U ANNUAL BUDGET**  
**102098 - School of Music**  
**For Fiscal Year 2022**

Account Code	Position Number	Name or Account Description	Months	2022 Adopted	
				Budget FTE	Amount
		Shukaev, Leonid	9	1.00	62,064
	998305	Assistant Professor of Violin Jones, Timothy	9	1.00	50,000
	998306	Assistant Professor of Saxophone and Director of Jazz Ensembles Pisano, James	9	1.00	55,000
	998307	Dennis and Ann Ross Faculty of Distinction and Professor/Program Director of Opera Held, Alan	9	1.00	105,916
	998309	Ann Walenta Faculty of Distinction Endowed Professorship, Professor, and Director of Orchestra Laycock, Mark <i>\$9,679 of this position is funded from restricted use sources.</i>	9	1.00	84,444
	998312	Professor and Director of Wind/Percussion Oare, Steven	9	1.00	65,653
	998315	Assistant Professor Lemoine, Carmen	9	1.00	52,519
	998316	Associate Professor St. Pierre, Kelly	9	1.00	58,333
	1110	Uncl-Salaries-Seasonal and Temp			7,600
	1115	Unclassified Salaries-Add'l Comp			16,000
	1180	Unclassified Salaries-Lecturer			48,570
	1150	Grad Assistants-Direct Instruction			2,000
	1140	Grad Assistants-Other			24,008
		<b>Total Unclassified Salaries</b>		<b>34.24</b>	<b>2,384,327</b>
		<b>Total Unclassified Salaries by Fund</b>			
	A0003	GU State General Fund		17.31	1,172,261
	A2000	GU General Fees Fund		15.68	1,053,131
	R10627	Ross Fac of Dist Match-Salary		-	-
	R10640	Walenta Fac of Dist Match-Salary		-	-
	D10092	RU School of Music		1.25	158,935
		<b>Total Unclassified Salaries by Fund</b>		<b>34.24</b>	<b>2,384,327</b>
<b>STUDENT ASSISTANTS AND BENEFITS</b>					
	1200	Student Salaries-Regular			6,975
	1210	Student Salaries-WS-WSU Match			833
	1220	Student Sal-Workstudy Federal			2,473
	1690	Shrinkage			(66,145)
	1760	State Leave Pymt Assessment			15,823
	1830	Regents Retirement			190,743
	1850	TIAA Disability			23,038
	1911	Medicare			33,164
	1912	OASDI			141,729
	1750	Dependent Health Insurance			54,757
	1950	Single Group Health Insurance			230,142
	1970	Workers Compensation			7,405

**W.S.U ANNUAL BUDGET  
102098 - School of Music  
For Fiscal Year 2022**

Account Code	Position Number	Name or Account Description	Months	2022 Adopted	
				Budget FTE	Amount
1980		Unemployment Compensation			1,883
<b>Total Students and Fringe Benefits</b>					<b>642,820</b>
<b>Total Students and Fringe Benefits by Fund</b>					
A0003		GU State General Fund			330,772
A2000		GU General Fees Fund			278,026
R10627		Ross Fac of Dist Match-Salary			-
R10640		Walenta Fac of Dist Match-Salary			-
D10092		RU School of Music			31,522
R40041		Federal Work Study Program			2,500
<b>Total Students and Fringe Benefits</b>					<b>642,820</b>
<b>Total Salaries and Fringe Benefits</b>				<b>34.24</b>	<b>3,027,147</b>
<b>Total Salaries and Fringe Benefits by Fund</b>					
A0003		GU State General Fund		17.31	1,503,033
A2000		GU General Fees Fund		15.68	1,331,157
R10627		Ross Fac of Dist Match-Salary		-	-
R10640		Walenta Fac of Dist Match-Salary		-	-
D10092		RU School of Music		1.25	190,457
R40041		Federal Work Study Program		-	2,500
<b>Total Salaries and Fringe Benefits</b>				<b>34.24</b>	<b>3,027,147</b>
<b>OTHER OPERATING EXPENDITURES (OOE)</b>					
7C		Contractual Services			84,608
7F		Commodities			24,294
7H		Capital Outlay			8,580
7L		Grants Claims & Shared Revenue			3,000
7V		Miscellaneous Non Expense			100
7Z		Transfers Out			5,000
<b>Total OOE</b>					<b>125,582</b>
<b>Total OOE by Fund</b>					
A2000		GU General Fees Fund			14,167
D10092		RU School of Music			108,415
D11543		RU Fine Arts Recruitment			3,000
<b>Total OOE by Fund</b>					<b>125,582</b>
<b>Total FTE and Expenditures</b>				<b>34.24</b>	<b>3,152,729</b>
<b>Total FTE and Expenditures by Fund</b>					
A0003		GU State General Fund		17.31	1,503,033
A2000		GU General Fees Fund		15.68	1,345,324
R10627		Ross Fac of Dist Match-Salary		-	-
R10640		Walenta Fac of Dist Match-Salary		-	-
D10092		RU School of Music		1.25	298,872
D11543		RU Fine Arts Recruitment		-	3,000
R40041		Federal Work Study Program		-	2,500
<b>Total FTE and Expenditures by Fund</b>				<b>34.24</b>	<b>3,152,729</b>

**W.S.U ANNUAL BUDGET  
102401 - School of Digital Arts  
For Fiscal Year 2022**

Account Code	Position Number	Name or Account Description	Months	2022 Adopted	
				Budget FTE	Amount
<b>USS SALARIES</b>					
<b>1000 USS Salaries-Permanent</b>					
<b>Total USS Salaries</b>				-	-
<b>Total USS Salaries by Fund</b>					
<b>Total USS Salaries by Fund</b>				-	-
<b>UNCLASSIFIED SALARIES</b>					
<b>1100 Unclassified Salaries-Permanent (Including 1105 - Stipend)</b>					
992006		Assistant Educator of Collaborative Design Marin, Elymar <i>This position is fully funded from restricted use sources.</i>	9	1.00	50,000
993539		Assistant Educator & Program Director - Animation Babb, Timothy <i>This position is fully funded from restricted use sources.</i>	9	1.00	54,750
993588		Administrative Assistant Hernandez, Jeannie <i>This position is fully funded from restricted use sources.</i>	12	1.00	40,019
994141		Director of Shocker Studios Rorabaugh, Justin <i>\$26,501 of this position is funded from restricted use sources.</i>	12	1.00	75,789
998032		Professor & Program Director of Filmmaking Jones, Bret <i>This position is fully funded from restricted use sources.</i>	10	0.01	1,000
998289		Professor and Program Director of Audio Production Foley, Mark <i>This position is fully funded from restricted use sources.</i>	9	0.01	1,000
999080		Assistant Educator and Program Director - Game Design Johnson, Kelly <i>This position is fully funded from restricted use sources.</i>	9	1.00	54,795
1115		Unclassified Salaries-Add'l Comp			12,000
1180		Unclassified Salaries-Lecturer			95,000
<b>Total Unclassified Salaries</b>				<b>5.02</b>	<b>384,353</b>
<b>Total Unclassified Salaries by Fund</b>					
A2000		GU General Fees Fund		0.65	49,288
D10230		RU School of Digital Arts		4.37	335,065
<b>Total Unclassified Salaries by Fund</b>				<b>5.02</b>	<b>384,353</b>
<b>STUDENT ASSISTANTS AND BENEFITS</b>					
1200		Student Salaries-Regular			174,122
1690		Shrinkage			(1,496)
1760		State Leave Pymt Assessment			3,693
1810		KPERS Retirement			5,639

**W.S.U ANNUAL BUDGET  
102401 - School of Digital Arts  
For Fiscal Year 2022**

Account Code	Position Number	Name or Account Description	Months	2022 Adopted	
				Budget FTE	Amount
1830	Regents	Retirement			21,196
1850	TIAA	Disability			2,896
1911	Medicare				5,448
1912	OASDI				23,273
1750	Dependent Health Insurance				11,211
1950	Single Group Health Insurance				31,544
1970	Workers Compensation				1,729
1980	Unemployment Compensation				445
<b>Total Students and Fringe Benefits</b>					<b>279,700</b>
<b>Total Students and Fringe Benefits by Fund</b>					
A2000	GU	General Fees Fund			14,803
D10230	RU	School of Digital Arts			264,897
<b>Total Students and Fringe Benefits</b>					<b>279,700</b>
<b>Total Salaries and Fringe Benefits</b>				<b>5.02</b>	<b>664,053</b>
<b>Total Salaries and Fringe Benefits by Fund</b>					
A2000	GU	General Fees Fund		0.65	64,091
D10230	RU	School of Digital Arts		4.37	599,962
<b>Total Salaries and Fringe Benefits</b>				<b>5.02</b>	<b>664,053</b>
<b>OTHER OPERATING EXPENDITURES (OOE)</b>					
7C	Contractual Services				46,935
7F	Commodities				39,951
7H	Capital Outlay				161,323
<b>Total OOE</b>					<b>248,209</b>
<b>Total OOE by Fund</b>					
D10230	RU	School of Digital Arts			248,209
<b>Total OOE by Fund</b>					<b>248,209</b>
<b>Total FTE and Expenditures</b>				<b>5.02</b>	<b>912,262</b>
<b>Total FTE and Expenditures by Fund</b>					
A2000	GU	General Fees Fund		0.65	64,091
D10230	RU	School of Digital Arts		4.37	848,171
<b>Total FTE and Expenditures by Fund</b>				<b>5.02</b>	<b>912,262</b>



**W.S.U ANNUAL BUDGET  
102099 - School of Performing Arts  
For Fiscal Year 2022**

Account Code	Position Number	Name or Account Description	Months	2022 Adopted	
				Budget FTE	Amount
<b>USS SALARIES</b>					
<b>1000 USS Salaries-Permanent</b>					
<b>Total USS Salaries</b>				-	-
<b>Total USS Salaries by Fund</b>					
<b>Total USS Salaries by Fund</b>				-	-
<b>UNCLASSIFIED SALARIES</b>					
<b>1100 Unclassified Salaries-Permanent (Including 1105 - Stipend)</b>					
993018		Assistant Professor of Dance Clawson, Cheyla	9	1.00	53,000
		<i>\$3,000 of this position is funded from restricted use sources.</i>			
996872		Assistant Professor Bussard, Sarah	9	1.00	50,000
997593		Associate Professor and Technical Director Baker, Carl	9	1.00	57,925
997645		Scene Shop Manager Flanders, Jason	10	1.00	44,460
997658		Costume Shop Manager Koza, Melissa	10	1.00	40,600
997705		Senior Educator & Choreographer Vasquez, Sabrina	9	1.00	50,617
997706		Director of the School of Performing Arts and Associate Professor Starkey, Linda	12	1.00	91,226
998027		Associate Professor/Scenic Lighting Designer Neville, David	9	1.00	60,610
998030		Associate Teaching Professor & Director of Theatre Baker, Danette	9	1.00	57,082
		<i>This position is fully funded from restricted use sources.</i>			
998031		Professor and Program Director of Musical Theatre Schwiethale, Amy	9	1.00	65,946
998032		Professor & Program Director of Filmmaking Jones, Bret	10	0.99	84,499
998035		Professor Babnich, Judith	9	1.00	77,846
998410		Professor and Program Director of Dance Johnson, C	9	1.00	79,651

**W.S.U ANNUAL BUDGET**  
**102099 - School of Performing Arts**  
**For Fiscal Year 2022**

Account Code	Position Number	Name or Account Description	Months	2022 Adopted	
				Budget FTE	Amount
	998442	Professor Celestin, Denise	9	1.00	78,242
	998725	Associate Educator Russell, Jeannine <i>This position is fully funded from restricted use sources.</i>	9	1.00	35,226
	999916	Administrative Specialist Salters, Stacy	12	1.00	43,285
1110		Uncl-Salaries-Seasonal and Temp			23,000
1115		Unclassified Salaries-Add'l Comp			5,000
1180		Unclassified Salaries-Lecturer			11,314
1140		Grad Assistants-Other			2,000
<b>Total Unclassified Salaries</b>				<b>15.99</b>	<b>1,011,529</b>
<b>Total Unclassified Salaries by Fund</b>					
A0003		GU State General Fund		6.99	515,359
A2000		GU General Fees Fund		6.94	359,548
D10093		RU School of Performing Arts		2.06	136,622
<b>Total Unclassified Salaries by Fund</b>				<b>15.99</b>	<b>1,011,529</b>
<b>STUDENT ASSISTANTS AND BENEFITS</b>					
1200		Student Salaries-Regular			38,112
1210		Student Salaries-WS-WSU Match			333
1220		Student Sal-Workstudy Federal			989
1690		Shrinkage			(27,014)
1760		State Leave Pymt Assessment			6,948
1810		KPERS Retirement			6,099
1830		Regents Retirement			79,223
1850		TIAA Disability			9,759
1911		Medicare			14,264
1912		OASDI			60,951
1750		Dependent Health Insurance			22,189
1950		Single Group Health Insurance			101,793
1970		Workers Compensation			3,251
1980		Unemployment Compensation			832
<b>Total Students and Fringe Benefits</b>					<b>317,729</b>
<b>Total Students and Fringe Benefits by Fund</b>					
A0003		GU State General Fund			185,148
A2000		GU General Fees Fund			97,499
D10093		RU School of Performing Arts			34,081
R40041		Federal Work Study Program			1,001
<b>Total Students and Fringe Benefits</b>					<b>317,729</b>
<b>Total Salaries and Fringe Benefits</b>				<b>15.99</b>	<b>1,329,258</b>
<b>Total Salaries and Fringe Benefits by Fund</b>					
A0003		GU State General Fund		6.99	700,507
A2000		GU General Fees Fund		6.94	457,047
D10093		RU School of Performing Arts		2.06	170,703
R40041		Federal Work Study Program		-	1,001
<b>Total Salaries and Fringe Benefits</b>				<b>15.99</b>	<b>1,329,258</b>
<b>OTHER OPERATING EXPENDITURES (OOE)</b>					
7C		Contractual Services			54,637

**W.S.U ANNUAL BUDGET**  
**102099 - School of Performing Arts**  
**For Fiscal Year 2022**

Account Code	Position Number	Name or Account Description	Months	2022 Adopted	
				Budget FTE	Amount
	7F	Commodities			10,428
	7H	Capital Outlay			500
	7Z	Transfers Out			5,000
<b>Total OOE</b>					<b>70,565</b>
<b>Total OOE by Fund</b>					
	A2000	GU General Fees Fund			13,414
	D10093	RU School of Performing Arts			57,151
<b>Total OOE by Fund</b>					<b>70,565</b>
<b>Total FTE and Expenditures</b>				<b>15.99</b>	<b>1,399,823</b>
<b>Total FTE and Expenditures by Fund</b>					
	A0003	GU State General Fund		6.99	700,507
	A2000	GU General Fees Fund		6.94	470,461
	D10093	RU School of Performing Arts		2.06	227,854
	R40041	Federal Work Study Program		-	1,001
<b>Total FTE and Expenditures by Fund</b>				<b>15.99</b>	<b>1,399,823</b>

**W.S.U ANNUAL BUDGET**  
**102101 - Walter Mays Distinguished Professor**  
**For Fiscal Year 2022**

Account Code	Position Number	Name or Account Description	Months	2022 Adopted	
				Budget FTE	Amount
<b>USS SALARIES</b>					
<b>1000 USS Salaries-Permanent</b>					
<b>Total USS Salaries</b>				-	-
<b>Total USS Salaries by Fund</b>					
<b>Total USS Salaries by Fund</b>				-	-
<b>UNCLASSIFIED SALARIES</b>					
<b>1100 Unclassified Salaries-Permanent (Including 1105 - Stipend)</b>					
<b>Total Unclassified Salaries</b>				-	-
<b>Total Unclassified Salaries by Fund</b>					
<b>Total Unclassified Salaries by Fund</b>				-	-
<b>STUDENT ASSISTANTS AND BENEFITS</b>					
<b>Total Students and Fringe Benefits</b>				-	-
<b>Total Students and Fringe Benefits by Fund</b>					
<b>Total Students and Fringe Benefits</b>				-	-
<b>Total Salaries and Fringe Benefits</b>				-	-
<b>Total Salaries and Fringe Benefits by Fund</b>					
<b>Total Salaries and Fringe Benefits</b>				-	-
<b>OTHER OPERATING EXPENDITURES (OOE)</b>					
7F	Commodities				2,500
<b>Total OOE</b>				-	<b>2,500</b>
<b>Total OOE by Fund</b>					
A2000	GU General Fees Fund				2,500
<b>Total OOE by Fund</b>				-	<b>2,500</b>
<b>Total FTE and Expenditures</b>				-	<b>2,500</b>
<b>Total FTE and Expenditures by Fund</b>					
A2000	GU General Fees Fund				2,500
<b>Total FTE and Expenditures by Fund</b>				-	<b>2,500</b>

**W.S.U ANNUAL BUDGET  
102183 - Fine Arts Lecturers  
For Fiscal Year 2022**

Account Code	Position Number	Name or Account Description	Months	2022 Adopted	
				Budget FTE	Amount
<b>USS SALARIES</b>					
<b>1000 USS Salaries-Permanent</b>					
<b>Total USS Salaries</b>				-	-
<b>Total USS Salaries by Fund</b>					
<b>Total USS Salaries by Fund</b>				-	-
<b>UNCLASSIFIED SALARIES</b>					
<b>1100 Unclassified Salaries-Permanent (Including 1105 - Stipend)</b>					
1110		Uncl-Salaries-Seasonal and Temp			138,575
1180		Unclassified Salaries-Lecturer			4,288
<b>Total Unclassified Salaries</b>				-	<b>142,863</b>
<b>Total Unclassified Salaries by Fund</b>					
A2000		GU General Fees Fund		-	142,863
<b>Total Unclassified Salaries by Fund</b>				-	<b>142,863</b>
<b>STUDENT ASSISTANTS AND BENEFITS</b>					
1690		Shrinkage			(3,540)
1760		State Leave Pymt Assessment			943
1911		Medicare			2,072
1912		OASDI			8,858
1970		Workers Compensation			441
1980		Unemployment Compensation			115
<b>Total Students and Fringe Benefits</b>				-	<b>8,889</b>
<b>Total Students and Fringe Benefits by Fund</b>					
A2000		GU General Fees Fund		-	8,889
<b>Total Students and Fringe Benefits</b>				-	<b>8,889</b>
<b>Total Salaries and Fringe Benefits</b>				-	<b>151,752</b>
<b>Total Salaries and Fringe Benefits by Fund</b>					
A2000		GU General Fees Fund		-	151,752
<b>Total Salaries and Fringe Benefits</b>				-	<b>151,752</b>
<b>OTHER OPERATING EXPENDITURES (OOE)</b>					
<b>Total OOE</b>				-	-
<b>Total OOE by Fund</b>					
<b>Total OOE by Fund</b>				-	-
<b>Total FTE and Expenditures</b>				-	<b>151,752</b>
<b>Total FTE and Expenditures by Fund</b>					
A2000		GU General Fees Fund		-	151,752
<b>Total FTE and Expenditures by Fund</b>				-	<b>151,752</b>

**W.S.U ANNUAL BUDGET**  
**102194 - Fine Arts Instructional Fees**  
**For Fiscal Year 2022**

Account Code	Position Number	Name or Account Description	Months	2022 Adopted	
				Budget FTE	Amount
<b>USS SALARIES</b>					
<b>1000 USS Salaries-Permanent</b>					
<b>Total USS Salaries</b>				-	-
<b>Total USS Salaries by Fund</b>					
<b>Total USS Salaries by Fund</b>				-	-
<b>UNCLASSIFIED SALARIES</b>					
<b>1100 Unclassified Salaries-Permanent (Including 1105 - Stipend)</b>					
<b>Total Unclassified Salaries</b>				-	-
<b>Total Unclassified Salaries by Fund</b>					
<b>Total Unclassified Salaries by Fund</b>				-	-
<b>STUDENT ASSISTANTS AND BENEFITS</b>					
<b>Total Students and Fringe Benefits</b>				-	-
<b>Total Students and Fringe Benefits by Fund</b>					
<b>Total Students and Fringe Benefits</b>				-	-
<b>Total Salaries and Fringe Benefits</b>				-	-
<b>Total Salaries and Fringe Benefits by Fund</b>					
<b>Total Salaries and Fringe Benefits</b>				-	-
<b>OTHER OPERATING EXPENDITURES (OOE)</b>					
7Z Transfers Out					290,825
<b>Total OOE</b>					<b>290,825</b>
<b>Total OOE by Fund</b>					
D10360 RU Fine Arts Instr Fees					290,825
<b>Total OOE by Fund</b>					<b>290,825</b>
<b>Total FTE and Expenditures</b>				-	<b>290,825</b>
<b>Total FTE and Expenditures by Fund</b>					
D10360 RU Fine Arts Instr Fees				-	290,825
<b>Total FTE and Expenditures by Fund</b>				-	<b>290,825</b>

**W.S.U ANNUAL BUDGET  
102302 - Banda Hispanica  
For Fiscal Year 2022**

Account Code	Position Number	Name or Account Description	Months	2022 Adopted	
				Budget FTE	Amount
<b>USS SALARIES</b>					
<b>1000 USS Salaries-Permanent</b>					
<b>Total USS Salaries</b>				-	-
<b>Total USS Salaries by Fund</b>					
<b>Total USS Salaries by Fund</b>				-	-
<b>UNCLASSIFIED SALARIES</b>					
<b>1100 Unclassified Salaries-Permanent (Including 1105 - Stipend)</b>					
<b>Total Unclassified Salaries</b>				-	-
<b>Total Unclassified Salaries by Fund</b>					
<b>Total Unclassified Salaries by Fund</b>				-	-
<b>STUDENT ASSISTANTS AND BENEFITS</b>					
<b>Total Students and Fringe Benefits</b>				-	-
<b>Total Students and Fringe Benefits by Fund</b>					
<b>Total Students and Fringe Benefits</b>				-	-
<b>Total Salaries and Fringe Benefits</b>				-	-
<b>Total Salaries and Fringe Benefits by Fund</b>					
<b>Total Salaries and Fringe Benefits</b>				-	-
<b>OTHER OPERATING EXPENDITURES (OOE)</b>					
7C Contractual Services				5,850	
7V Miscellaneous Non Expense				500	
<b>Total OOE</b>				<b>6,350</b>	
<b>Total OOE by Fund</b>					
D10096 RU Band Hispanica				6,350	
<b>Total OOE by Fund</b>				<b>6,350</b>	
<b>Total FTE and Expenditures</b>				-	<b>6,350</b>
<b>Total FTE and Expenditures by Fund</b>					
D10096 RU Band Hispanica				-	6,350
<b>Total FTE and Expenditures by Fund</b>				-	<b>6,350</b>

**W.S.U ANNUAL BUDGET**  
**108172 - Fine Arts Festivals**  
**For Fiscal Year 2022**

Account Code	Position Number	Name or Account Description	Months	2022 Adopted	
				Budget FTE	Amount
<b>USS SALARIES</b>					
<b>1000 USS Salaries-Permanent</b>					
<b>Total USS Salaries</b>				-	-
<b>Total USS Salaries by Fund</b>					
<b>Total USS Salaries by Fund</b>				-	-
<b>UNCLASSIFIED SALARIES</b>					
<b>1100 Unclassified Salaries-Permanent (Including 1105 - Stipend)</b>					
1110		Uncl-Salaries-Seasonal and Temp			1,000
1170		Unclassified Sal-Summer Lecturer			4,000
<b>Total Unclassified Salaries</b>				-	<b>5,000</b>
<b>Total Unclassified Salaries by Fund</b>					
D10102		RU Fine Arts Festival-Guest Artist		-	4,500
D10386		RU Canta in Italia		-	500
<b>Total Unclassified Salaries by Fund</b>				-	<b>5,000</b>
<b>STUDENT ASSISTANTS AND BENEFITS</b>					
1760		State Leave Pymt Assessment			34
1911		Medicare			74
1912		OASDI			310
1970		Workers Compensation			16
1980		Unemployment Compensation			5
<b>Total Students and Fringe Benefits</b>				-	<b>439</b>
<b>Total Students and Fringe Benefits by Fund</b>					
D10102		RU Fine Arts Festival-Guest Artist		-	393
D10386		RU Canta in Italia		-	46
<b>Total Students and Fringe Benefits</b>				-	<b>439</b>
<b>Total Salaries and Fringe Benefits</b>				-	<b>5,439</b>
<b>Total Salaries and Fringe Benefits by Fund</b>					
D10102		RU Fine Arts Festival-Guest Artist		-	4,893
D10386		RU Canta in Italia		-	546
<b>Total Salaries and Fringe Benefits</b>				-	<b>5,439</b>
<b>OTHER OPERATING EXPENDITURES (OOE)</b>					
7C		Contractual Services			38,790
7F		Commodities			16,016
7L		Grants Claims & Shared Revenue			454
<b>Total OOE</b>				-	<b>55,260</b>
<b>Total OOE by Fund</b>					
D10102		RU Fine Arts Festival-Guest Artist			26,566
D10386		RU Canta in Italia			454
D10391		RU Wolff Bing Competition			2,350
D11533		RU Fine Arts Festivals-Band			12,000
D11534		RU Fine Arts Festivals-Choral			3,000
D11535		RU Fine Arts Festivals-Clarinet			200
D11536		RU Fine Arts Festivals-Flute			115
D11538		RU Fine Arts Festivals-Jazz			2,600
D11539		RU Fine Arts Festivals-Mid Kansas			1,700



**W.S.U ANNUAL BUDGET  
108172 - Fine Arts Festivals  
For Fiscal Year 2022**

Account Code	Position Number	Name or Account Description	Months	2022 Adopted	
				Budget FTE	Amount
	D11540	RU Fine Arts Festivals-Percussion			375
	D11541	RU Fine Arts Festivals-Piano			3,200
	D11542	RU Fine Arts Festivals-Strings			2,700
		<b>Total OOE by Fund</b>			<b>55,260</b>
		<b>Total FTE and Expenditures</b>		-	<b>60,699</b>
<b>Total FTE and Expenditures by Fund</b>					
	D10102	RU Fine Arts Festival-Guest Artist		-	31,459
	D10386	RU Canta in Italia		-	1,000
	D10391	RU Wolff Bing Competition		-	2,350
	D11533	RU Fine Arts Festivals-Band		-	12,000
	D11534	RU Fine Arts Festivals-Choral		-	3,000
	D11535	RU Fine Arts Festivals-Clarinet		-	200
	D11536	RU Fine Arts Festivals-Flute		-	115
	D11538	RU Fine Arts Festivals-Jazz		-	2,600
	D11539	RU Fine Arts Festivals-Mid Kansas		-	1,700
	D11540	RU Fine Arts Festivals-Percussion		-	375
	D11541	RU Fine Arts Festivals-Piano		-	3,200
	D11542	RU Fine Arts Festivals-Strings		-	2,700
		<b>Total FTE and Expenditures by Fund</b>		-	<b>60,699</b>

**W.S.U ANNUAL BUDGET  
102422 - Kodaly Program  
For Fiscal Year 2022**

Account Code	Position Number	Name or Account Description	Months	2022 Adopted	
				Budget FTE	Amount
<b>USS SALARIES</b>					
<b>1000 USS Salaries-Permanent</b>					
<b>Total USS Salaries</b>				-	-
<b>Total USS Salaries by Fund</b>					
<b>Total USS Salaries by Fund</b>				-	-
<b>UNCLASSIFIED SALARIES</b>					
<b>1100 Unclassified Salaries-Permanent (Including 1105 - Stipend)</b>					
<b>Total Unclassified Salaries</b>				-	-
<b>Total Unclassified Salaries by Fund</b>					
<b>Total Unclassified Salaries by Fund</b>				-	-
<b>STUDENT ASSISTANTS AND BENEFITS</b>					
<b>Total Students and Fringe Benefits</b>				-	-
<b>Total Students and Fringe Benefits by Fund</b>					
<b>Total Students and Fringe Benefits</b>				-	-
<b>Total Salaries and Fringe Benefits</b>				-	-
<b>Total Salaries and Fringe Benefits by Fund</b>					
<b>Total Salaries and Fringe Benefits</b>				-	-
<b>OTHER OPERATING EXPENDITURES (OOE)</b>					
7C Contractual Services				50,835	
7F Commodities				3,725	
7L Grants Claims & Shared Revenue				1,200	
<b>Total OOE</b>				<b>55,760</b>	
<b>Total OOE by Fund</b>					
D11573 Kodaly Certification				39,760	
D11574 Children's Treble Choir				16,000	
<b>Total OOE by Fund</b>				<b>55,760</b>	
<b>Total FTE and Expenditures</b>				-	<b>55,760</b>
<b>Total FTE and Expenditures by Fund</b>					
D11573 Kodaly Certification				-	39,760
D11574 Children's Treble Choir				-	16,000
<b>Total FTE and Expenditures by Fund</b>				-	<b>55,760</b>

**Wichita State University**  
**Fiscal Year 2022 Annual Operating Budget**

**College of Fine Arts**  
**General Academic Instruction Program**

**Instruction Budget Summary**

<u>Expenditures</u>	<u>General Use Funds</u>				<u>Restricted Use Funds</u>	<u>Total Budget</u>	<u>% of Total Budget</u>
	<u>State General Fund</u>	<u>General Fees (Tuition) Fund</u>	<u>Total</u>	<u>% of General Use Budget</u>			
<b>Salaries and Fringe Benefits</b>							
University Support Staff Salaries	\$ -	\$ -	\$ -	0.0%	\$ -	\$ -	0.0%
Unclassified Salaries	2,587,368	1,646,975	4,234,343	76.7%	380,673	4,615,016	72.2%
Student Salaries	55,632	333	55,965	1.0%	25,297	81,262	1.3%
Fringe Benefits	823,236	449,845	1,273,081	23.0%	76,771	1,349,852	21.1%
Shrinkage	(79,048)	(47,827)	(126,875)	-2.3%	-	(126,875)	-2.0%
<b>Subtotal Salaries and Fringe Benefits</b>	<b>\$ 3,387,188</b>	<b>\$ 2,049,326</b>	<b>\$ 5,436,514</b>	<b>98.4%</b>	<b>\$ 482,741</b>	<b>\$ 5,919,255</b>	<b>92.6%</b>
<b>Other Operating Expenditures</b>	<b>\$ -</b>	<b>\$ 87,158</b>	<b>\$ 87,158</b>	<b>1.6%</b>	<b>\$ 388,476</b>	<b>\$ 475,634</b>	<b>7.4%</b>
<b>Total Instruction Budget</b>	<b>\$ 3,387,188</b>	<b>\$ 2,136,484</b>	<b>\$ 5,523,672</b>	<b>100.0%</b>	<b>\$ 871,217</b>	<b>\$ 6,394,889</b>	<b>100.0%</b>

**Instruction Budget Summary by Organization**

<u>Organization</u>	<u>FTE</u>	<u>General Use Funds</u>	<u>% of General Use Funds</u>	<u>Restricted Use Funds</u>	<u>% of Restricted Use Fund</u>	<u>Total Funds</u>	<u>% of Total Funds</u>
Opera	-	\$ 9,000	0.2%	\$ 3,363	0.4%	\$ 12,363	0.2%
Musical Theatre	-	3,000	0.1%	31,630	3.6%	34,630	0.5%
University Theatre	-	10,000	0.2%	10,900	1.3%	20,900	0.3%
Dance Program	-	7,500	0.1%	14,630	1.7%	22,130	0.3%
Fine Arts Instructional	-	44,013	0.8%	19,399	2.2%	63,412	1.0%
Fine Arts Capital Equipment	-	-	0.0%	-	0.0%	-	0.0%
Fine Arts Contingency	-	-	0.0%	-	0.0%	-	0.0%
School of Art and Design	16.25	1,276,582	23.1%	201,619	23.1%	1,478,201	23.1%
School of Music	34.24	2,848,357	51.6%	299,272	34.4%	3,147,629	49.2%
School of Performing Arts	15.99	1,170,968	21.2%	223,855	25.7%	1,394,823	21.8%
Walter Mays Distinguished Professorship	-	2,500	0.0%	-	0.0%	2,500	0.0%
Fine Arts Lecturers	-	151,752	2.7%	-	0.0%	151,752	2.4%
Fine Arts Instructional Fees	-	-	0.0%	-	0.0%	-	0.0%
WSU Bands	-	-	0.0%	5,850	0.7%	5,850	0.1%
Fine Arts Out-of-State Travel	-	-	0.0%	-	0.0%	-	0.0%
Fine Arts Festivals	-	-	0.0%	60,699	7.0%	60,699	0.9%
<b>Total Instruction Budget</b>	<b>66.48</b>	<b>\$ 5,523,672</b>	<b>100.0%</b>	<b>\$ 871,217</b>	<b>100.0%</b>	<b>\$ 6,394,889</b>	<b>100.0%</b>

Summary excludes nonreportable expenditures

**Wichita State University**  
**Fiscal Year 2022 Annual Operating Budget**

**Instruction Program**  
**Program Code 42000**

**College of Health Professions**  
**Instruction Program Budget Units**

Communication Sciences and Disorders  
Nursing Initiative – Salaries and Supplies  
Accelerated Nursing Program  
Nursing, Family Nurse Practitioner  
School of Nursing  
Dental Hygiene  
Health Professions Online Fee

Medical Laboratory Sciences  
Public Health Sciences  
Physical Therapy  
Advanced Ed. in General Dentistry  
Physician Assistant Program  
Health Professions Instructional Fees

**W.S.U ANNUAL BUDGET**  
**102014 - Communication Sciences & Disorders**  
**For Fiscal Year 2022**

Account Code	Position Number	Name or Account Description	Months	2022 Adopted	
				Budget FTE	Amount
<b>USS SALARIES</b>					
<b>1000 USS Salaries-Permanent</b>					
<b>Total USS Salaries</b>				-	-
<b>Total USS Salaries by Fund</b>					
<b>Total USS Salaries by Fund</b>				-	-
<b>UNCLASSIFIED SALARIES</b>					
<b>1100 Unclassified Salaries-Permanent (Including 1105 - Stipend)</b>					
993303		Assistant Clinical Faculty in Audiology Carpenter, Joshua <i>This position is fully funded from restricted use sources.</i>	12	0.60	40,000
994025		Front Desk Coordinator King, Sheri-Lyn <i>This position is fully funded from restricted use sources.</i>	12	1.00	32,573
994033		Senior Administrative Specialist Wyatt, Carrie <i>This position is fully funded from restricted use sources.</i>	12	1.00	33,883
994323		Clinical Associate Professor Vagts, Melissa <i>This position is fully funded from restricted use sources.</i>	12	1.00	69,457
994463		Assistant Professor Hess, Sean	9	1.00	73,000
995175		Professor and Coordinator of Audiology Richburg, Cynthia	12	1.00	110,697
995675		Assistant Clinical Professor Thomas, Carly <i>This position is fully funded from restricted use sources.</i>	12	1.00	60,000
996394		Assistant Clinical Professor Novak, Colleen <i>This position is fully funded from restricted use sources.</i>	10	0.75	40,342
996892		Clinical Director & Assistant Clinical Professor Riggs, Gina	12	1.00	72,078
997207		Associate Clinical Professor Kampe, Stacey <i>\$352 of this position is funded from restricted use sources.</i>	12	1.00	67,947
997208		Assistant Professor Musaji, Imran	9	1.00	71,000
997211		Clinical Professor			

**W.S.U ANNUAL BUDGET**  
**102014 - Communication Sciences & Disorders**  
**For Fiscal Year 2022**

Account Code	Position Number	Name or Account Description	Months	2022 Adopted	
				Budget FTE	Amount
		Ray, Brian	12	1.00	66,751
		<i>\$7,710 of this position is funded from restricted use sources.</i>			
	997585	Associate Clinical Professor Purdum, Ashley	12	0.75	42,103
		<i>This position is fully funded from restricted use sources.</i>			
	997615	Clinical Professor Conrad, Terese	12	1.00	62,289
	997695	Assistant Professor O'Bryan, Erin	9	1.00	69,000
	997853	Administrative Assistant to the Chair and Clinic Director Dhuyvetter, Katherine	12	1.00	42,016
		<i>\$4,202 of this position is funded from restricted use sources.</i>			
	998157	Professor Sun, Xiao-Ming	9	1.00	80,094
	998422	Assistant Professor Marble-Flint, Karissa	9	1.00	67,958
	998429	Professor Vacant	9	1.00	75,268
	998457	Chairperson and Associate Professor Parham, Douglas	12	1.00	115,000
	998918	Associate Professor and Paul H. Cassat Distinguished Chair in Communication Sciences and Disorders Self, Patricia	9	1.00	83,640
		<i>This position is fully funded from restricted use sources.</i>			
	1180	Unclassified Salaries-Lecturer			14,000
		<b>Total Unclassified Salaries</b>		<b>20.10</b>	<b>1,389,096</b>
		<b>Total Unclassified Salaries by Fund</b>			
	A0003	GU State General Fund		11.78	893,239
	A2000	GU General Fees Fund		0.99	67,595
	R10635	Hendren Fac of Dist Match-Salary		0.10	4,202
	D10052	RU Comm Sciences and Disorders		1.00	97,640
	D11157	RU Speech-Language-Hearing Clinic		3.62	156,963
	D11363	RU Program Fees - Comm Science Dis		2.60	169,457
		<b>Total Unclassified Salaries by Fund</b>		<b>20.10</b>	<b>1,389,096</b>
<b>STUDENT ASSISTANTS AND BENEFITS</b>					
	1690	Shrinkage			(28,120)
	1760	State Leave Pymt Assessment			9,180
	1830	Regents Retirement			116,894
	1850	TIAA Disability			13,761
	1911	Medicare			19,521
	1912	OASDI			83,427
	1750	Dependent Health Insurance			32,571

**W.S.U ANNUAL BUDGET**  
**102014 - Communication Sciences & Disorders**  
**For Fiscal Year 2022**

Account Code	Position Number	Name or Account Description	Months	2022 Adopted	
				Budget FTE	Amount
1950		Single Group Health Insurance			131,606
1970		Workers Compensation			4,292
1980		Unemployment Compensation			1,090
<b>Total Students and Fringe Benefits</b>					<b>384,222</b>
<b>Total Students and Fringe Benefits by Fund</b>					
A0003		GU State General Fund			233,455
A2000		GU General Fees Fund			10,458
R10635		Hendren Fac of Dist Match-Salary			1,549
D10052		RU Comm Sciences and Disorders			27,724
D11157		RU Speech-Language-Hearing Clinic			48,655
D11363		RU Program Fees - Comm Science Dis			62,381
<b>Total Students and Fringe Benefits</b>					<b>384,222</b>
<b>Total Salaries and Fringe Benefits</b>				<b>20.10</b>	<b>1,773,318</b>
<b>Total Salaries and Fringe Benefits by Fund</b>					
A0003		GU State General Fund		11.78	1,126,694
A2000		GU General Fees Fund		0.99	78,053
R10635		Hendren Fac of Dist Match-Salary		0.10	5,751
D10052		RU Comm Sciences and Disorders		1.00	125,364
D11157		RU Speech-Language-Hearing Clinic		3.62	205,618
D11363		RU Program Fees - Comm Science Dis		2.60	231,838
<b>Total Salaries and Fringe Benefits</b>				<b>20.10</b>	<b>1,773,318</b>
<b>OTHER OPERATING EXPENDITURES (OOE)</b>					
7C		Contractual Services			10,081
7F		Commodities			103,320
7H		Capital Outlay			-
<b>Total OOE</b>					<b>113,401</b>
<b>Total OOE by Fund</b>					
A2000		GU General Fees Fund			1,590
D10052		RU Comm Sciences and Disorders			521
D11157		RU Speech-Language-Hearing Clinic			111,290
D11363		RU Program Fees - Comm Science Dis			-
<b>Total OOE by Fund</b>					<b>113,401</b>
<b>Total FTE and Expenditures</b>				<b>20.10</b>	<b>1,886,719</b>
<b>Total FTE and Expenditures by Fund</b>					
A0003		GU State General Fund		11.78	1,126,694
A2000		GU General Fees Fund		0.99	79,643
R10635		Hendren Fac of Dist Match-Salary		0.10	5,751
D10052		RU Comm Sciences and Disorders		1.00	125,885
D11157		RU Speech-Language-Hearing Clinic		3.62	316,908
D11363		RU Program Fees - Comm Science Dis		2.60	231,838
<b>Total FTE and Expenditures by Fund</b>				<b>20.10</b>	<b>1,886,719</b>

**W.S.U ANNUAL BUDGET**  
**102102 - Nursing Initiative-Salaries & Suppl**  
**For Fiscal Year 2022**

Account Code	Position Number	Name or Account Description	Months	2022 Adopted	
				Budget FTE	Amount
<b>USS SALARIES</b>					
<b>1000 USS Salaries-Permanent</b>					
<b>Total USS Salaries</b>				-	-
<b>Total USS Salaries by Fund</b>					
<b>Total USS Salaries by Fund</b>				-	-
<b>UNCLASSIFIED SALARIES</b>					
<b>1100 Unclassified Salaries-Permanent (Including 1105 - Stipend)</b>					
1180		Unclassified Salaries-Lecturer			61,997
<b>Total Unclassified Salaries</b>				-	<b>61,997</b>
<b>Total Unclassified Salaries by Fund</b>					
D10113		RU Nursing Init-Salaries & Suppl		-	61,997
<b>Total Unclassified Salaries by Fund</b>				-	<b>61,997</b>
<b>STUDENT ASSISTANTS AND BENEFITS</b>					
1760		State Leave Pymt Assessment			410
1911		Medicare			899
1912		OASDI			3,844
1970		Workers Compensation			191
1980		Unemployment Compensation			50
<b>Total Students and Fringe Benefits</b>				-	<b>5,394</b>
<b>Total Students and Fringe Benefits by Fund</b>					
D10113		RU Nursing Init-Salaries & Suppl			5,394
<b>Total Students and Fringe Benefits</b>				-	<b>5,394</b>
<b>Total Salaries and Fringe Benefits</b>				-	<b>67,391</b>
<b>Total Salaries and Fringe Benefits by Fund</b>					
D10113		RU Nursing Init-Salaries & Suppl		-	67,391
<b>Total Salaries and Fringe Benefits</b>				-	<b>67,391</b>
<b>OTHER OPERATING EXPENDITURES (OOE)</b>					
7C		Contractual Services			8,893
7F		Commodities			8,266
<b>Total OOE</b>				-	<b>17,159</b>
<b>Total OOE by Fund</b>					
D10113		RU Nursing Init-Salaries & Suppl			17,159
<b>Total OOE by Fund</b>				-	<b>17,159</b>
<b>Total FTE and Expenditures</b>				-	<b>84,550</b>
<b>Total FTE and Expenditures by Fund</b>					
D10113		RU Nursing Init-Salaries & Suppl		-	84,550
<b>Total FTE and Expenditures by Fund</b>				-	<b>84,550</b>



**W.S.U ANNUAL BUDGET**  
**102107 - Accelerated Nursing Program**  
**For Fiscal Year 2022**

Account Code	Position Number	Name or Account Description	Months	2022 Adopted	
				Budget FTE	Amount
<b>USS SALARIES</b>					
<b>1000 USS Salaries-Permanent</b>					
<b>Total USS Salaries</b>				-	-
<b>Total USS Salaries by Fund</b>					
<b>Total USS Salaries by Fund</b>				-	-
<b>UNCLASSIFIED SALARIES</b>					
<b>1100 Unclassified Salaries-Permanent (Including 1105 - Stipend)</b>					
994278		Simulation Lab Coordinator and Assistant Educator Owen, Dorene <i>This position is fully funded from restricted use sources.</i>	10	0.50	26,700
994493		Senior Administrative Assistant Carlin, Courtney <i>This position is fully funded from restricted use sources.</i>	12	0.30	9,984
997380		Associate Educator Ramos Blanford, Veronica <i>This position is fully funded from restricted use sources.</i>	9	1.00	63,725
997608		Interim Coordinator of the Accelerated BSN Program & Assistant Educator Grant, Candace <i>This position is fully funded from restricted use sources.</i>	12	1.00	72,471
998495		Associate Teaching Professor Mayer, Janell <i>This position is fully funded from restricted use sources.</i>	9	0.30	24,733
998585		Assistant Educator Nold, Richard <i>This position is fully funded from restricted use sources.</i>	12	1.00	68,431
998862		Clinical Educator Vacant <i>This position is fully funded from restricted use sources.</i>		1.00	69,026
998932		Associate Professor Parsons, Susan <i>This position is fully funded from restricted use sources.</i>	9	1.00	72,761
1115		Unclassified Salaries-Add'l Comp			26,000
1170		Unclassified Sal-Summer Lecturer			20,000
1180		Unclassified Salaries-Lecturer			29,000
<b>Total Unclassified Salaries</b>				<b>6.10</b>	<b>482,831</b>
<b>Total Unclassified Salaries by Fund</b>					
A2000		GU General Fees Fund		-	-
D10630		RU Accelerated Nursing Prog-Fees		6.10	482,831
<b>Total Unclassified Salaries by Fund</b>				<b>6.10</b>	<b>482,831</b>

**W.S.U ANNUAL BUDGET**  
**102107 - Accelerated Nursing Program**  
**For Fiscal Year 2022**

Account Code	Position Number	Name or Account Description	Months	2022 Adopted	
				Budget FTE	Amount
<b>STUDENT ASSISTANTS AND BENEFITS</b>					
1690		Shrinkage			-
1760		State Leave Pymt Assessment			3,191
1830		Regents Retirement			31,013
1850		TIAA Disability			4,342
1911		Medicare			6,980
1912		OASDI			29,830
1750		Dependent Health Insurance			-
1950		Single Group Health Insurance			18,026
1970		Workers Compensation			1,492
1980		Unemployment Compensation			390
<b>Total Students and Fringe Benefits</b>					<b>95,264</b>
<b>Total Students and Fringe Benefits by Fund</b>					
A2000		GU General Fees Fund			-
D10630		RU Accelerated Nursing Prog-Fees			95,264
<b>Total Students and Fringe Benefits</b>					<b>95,264</b>
<b>Total Salaries and Fringe Benefits</b>				<b>6.10</b>	<b>578,095</b>
<b>Total Salaries and Fringe Benefits by Fund</b>					
A2000		GU General Fees Fund		-	-
D10630		RU Accelerated Nursing Prog-Fees		6.10	578,095
<b>Total Salaries and Fringe Benefits</b>				<b>6.10</b>	<b>578,095</b>
<b>OTHER OPERATING EXPENDITURES (OOE)</b>					
7C		Contractual Services			19,890
7F		Commodities			1,401
7Z		Transfers Out			162,406
<b>Total OOE</b>					<b>183,697</b>
<b>Total OOE by Fund</b>					
D10630		RU Accelerated Nursing Prog-Fees			183,697
<b>Total OOE by Fund</b>					<b>183,697</b>
<b>Total FTE and Expenditures</b>				<b>6.10</b>	<b>761,792</b>
<b>Total FTE and Expenditures by Fund</b>					
A2000		GU General Fees Fund		-	-
D10630		RU Accelerated Nursing Prog-Fees		6.10	761,792
<b>Total FTE and Expenditures by Fund</b>				<b>6.10</b>	<b>761,792</b>

**W.S.U ANNUAL BUDGET**  
**102109 - Nursing - Family Nurse Practitioner**  
**For Fiscal Year 2022**

Account Code	Position Number	Name or Account Description	Months	2022 Adopted	
				Budget FTE	Amount
<b>USS SALARIES</b>					
<b>1000 USS Salaries-Permanent</b>					
<b>Total USS Salaries</b>				-	-
<b>Total USS Salaries by Fund</b>					
<b>Total USS Salaries by Fund</b>				-	-
<b>UNCLASSIFIED SALARIES</b>					
<b>1100 Unclassified Salaries-Permanent (Including 1105 - Stipend)</b>					
<b>Total Unclassified Salaries</b>				-	-
<b>Total Unclassified Salaries by Fund</b>					
<b>Total Unclassified Salaries by Fund</b>				-	-
<b>STUDENT ASSISTANTS AND BENEFITS</b>					
<b>Total Students and Fringe Benefits</b>				-	-
<b>Total Students and Fringe Benefits by Fund</b>					
<b>Total Students and Fringe Benefits</b>				-	-
<b>Total Salaries and Fringe Benefits</b>				-	-
<b>Total Salaries and Fringe Benefits by Fund</b>					
<b>Total Salaries and Fringe Benefits</b>				-	-
<b>OTHER OPERATING EXPENDITURES (OOE)</b>					
7C		Contractual Services			28,252
7F		Commodities			12,036
<b>Total OOE</b>					<b>40,288</b>
<b>Total OOE by Fund</b>					
A2000		GU General Fees Fund			22,288
D10114		RU Nursing Family Nurse Pract			18,000
<b>Total OOE by Fund</b>					<b>40,288</b>
<b>Total FTE and Expenditures</b>				-	<b>40,288</b>
<b>Total FTE and Expenditures by Fund</b>					
A2000		GU General Fees Fund		-	22,288
D10114		RU Nursing Family Nurse Pract		-	18,000
<b>Total FTE and Expenditures by Fund</b>				-	<b>40,288</b>

**W.S.U ANNUAL BUDGET  
102111 - School of Nursing  
For Fiscal Year 2022**

Account Code	Position Number	Name or Account Description	Months	2022 Adopted	
				Budget FTE	Amount
<b>USS SALARIES</b>					
<b>1000 USS Salaries-Permanent</b>					
	999622	Administrative Assistant Goldsmith, Sandra	12	1.00	29,245
	999623	Administrative Specialist McClintock, Amy	12	1.00	34,632
	999661	Administrative Specialist Vacant		1.00	32,198
		<b>Total USS Salaries</b>		<b>3.00</b>	<b>96,075</b>
<b>Total USS Salaries by Fund</b>					
A0003		GU State General Fund		3.00	96,075
		<b>Total USS Salaries by Fund</b>		<b>3.00</b>	<b>96,075</b>
<b>UNCLASSIFIED SALARIES</b>					
<b>1100 Unclassified Salaries-Permanent (Including 1105 - Stipend)</b>					
	994278	Simulation Lab Coordinator and Assistant Educator Owen, Dorene <i>This position is fully funded from restricted use sources.</i>	10	0.50	26,700
	994424	Assistant Educator Vacant <i>\$9,114 of this position is funded from restricted use sources.</i>		1.00	55,000
	994493	Senior Administrative Assistant Carlin, Courtney <i>\$6,297 of this position is funded from restricted use sources.</i>	12	0.70	23,296
	995204	Associate Teaching Professor Bett, Carol	9	1.00	64,936
	995205	Associate Educator Cooper, Theresa	9	1.00	62,775
	996914	Associate Teaching Professor Robinson, Donna <i>\$29,843 of this position is funded from restricted use sources.</i>	9	1.00	59,841
	997305	Associate Educator for Nursing Online Education Williams, Rhonda <i>\$67,717 of this position is funded from restricted use sources.</i>	12	1.00	70,915
	997388	Assistant Teaching Professor Moody, Linda	9	1.00	72,043
	997560	Director of Undergraduate Nursing Program/Assistant Educator Jackson, Brandy	12	1.00	79,975
	997564	Assistant Educator Sooby, Laura	9	1.00	53,288

**W.S.U ANNUAL BUDGET  
102111 - School of Nursing  
For Fiscal Year 2022**

Account Code	Position Number	Name or Account Description	Months	2022 Adopted	
				Budget FTE	Amount
997633		Associate Teaching Professor Habtemariam, Maryon <i>\$2,136 of this position is funded from restricted use sources.</i>	9	1.00	64,600
997760		Associate Educator Nicks, Stephanie	10	1.00	71,791
997761		Assistant Educator Goebel-Roberts, Pamela <i>\$20,881 of this position is funded from restricted use sources.</i>	9	1.00	55,653
997812		Associate Educator Vacant		1.00	70,197
997814		Nursing Simulation Coordinator Vacant <i>\$54,785 of this position is funded from restricted use sources.</i>		1.00	68,680
997856		Clinical Educator Vacant <i>This position is fully funded from restricted use sources.</i>	9	0.50	30,397
997913		Instructor Weitzel, Catherine	9	0.60	32,252
997936		Associate Teaching Professor Sebes, Jennifer	9	0.50	36,203
997948		Interim Chairperson & Associate Professor Pile, Debra	12	1.00	100,593
997955		Associate Educator Core, Terri	9	1.00	62,944
997969		Assistant Teaching Professor Carter, Rebecca <i>\$2,000 of this position is funded from restricted use sources.</i>	9	1.00	56,196
997978		Manager of Business and Fiscal Affairs Coelho, Shane	12	1.00	49,546
998007		Riordan Distinguished Professor Dowling, Jolynn <i>\$71,600 of this position is funded from restricted use sources.</i>	9	1.00	76,600
998037		Assistant Educator Vacant <i>This position is fully funded from restricted use sources.</i>		1.00	55,000
998259		Graduate Program Director & Coordinator & Assistant Professor Vacant <i>\$14,633 of this position is funded from restricted use sources.</i>	10	1.00	86,333

**W.S.U ANNUAL BUDGET  
102111 - School of Nursing  
For Fiscal Year 2022**

Account Code	Position Number	Name or Account Description	Months	2022 Adopted	
				Budget FTE	Amount
	998261	Assistant Educator Vacant <i>\$39,840 of this position is funded from restricted use sources.</i>		1.00	56,840
	998264	Assistant Professor Harrington, Jamie	9	1.00	72,726
	998270	Associate Educator Faragher, Mary	9	1.00	63,586
	998274	Critical Care Nursing Faculty/Assistant Educator Storrer, Angela	9	1.00	54,196
	998495	Associate Teaching Professor Mayer, Janell	9	0.70	57,705
	998949	Assistant Teaching Professor Leighton, Maggie	9	1.00	54,035
	999219	Administrative Assistant Piggee, DonYel	12	0.50	14,404
	1110	Uncl-Salaries-Seasonal and Temp			25,000
	1115	Unclassified Salaries-Add'l Comp			22,595
	1180	Unclassified Salaries-Lecturer			104,681
		<b>Total Unclassified Salaries</b>		<b>29.00</b>	<b>2,011,522</b>
<b>Total Unclassified Salaries by Fund</b>					
	A0003	GU State General Fund		17.70	1,177,583
	A2000	GU General Fees Fund		4.45	250,721
	D10116	RU School of Nursing		2.23	177,085
	D10698	RU Accel BSN Allocation Fund-SoN		0.87	62,405
	D10708	RU School Nursing Online Learning		0.95	94,717
	D11364	RU Program Fees - Nursing		2.63	239,898
	D11136	SRO ICA Pu Wang		0.17	9,114
		<b>Total Unclassified Salaries by Fund</b>		<b>29.00</b>	<b>2,011,522</b>
<b>STUDENT ASSISTANTS AND BENEFITS</b>					
	1210	Student Salaries-WS-WSU Match			1,000
	1220	Student Sal-Workstudy Federal			2,968
	1690	Shrinkage			(44,834)
	1760	State Leave Pymt Assessment			13,964
	1810	KPERS Retirement			9,001
	1830	Regents Retirement			133,988
	1850	TIAA Disability			19,794
	1911	Medicare			29,948
	1912	OASDI			127,949
	1750	Dependent Health Insurance			36,278
	1950	Single Group Health Insurance			158,982
	1970	Workers Compensation			6,534
	1980	Unemployment Compensation			1,683
		<b>Total Students and Fringe Benefits</b>			<b>497,255</b>
<b>Total Students and Fringe Benefits by Fund</b>					

**W.S.U ANNUAL BUDGET**  
**102111 - School of Nursing**  
**For Fiscal Year 2022**

Account Code	Position Number	Name or Account Description	Months	2022 Adopted	
				Budget FTE	Amount
A0003		GU State General Fund			341,969
A2000		GU General Fees Fund			54,316
D10116		RU School of Nursing			25,680
D10698		RU Accel BSN Allocation Fund-SoN			18,596
D10708		RU School Nursing Online Learning			23,269
D11364		RU Program Fees - Nursing			29,534
D11136		SRO ICA Pu Wang			890
R40041		Federal Work Study Program			3,001
<b>Total Students and Fringe Benefits</b>					<b>497,255</b>
<b>Total Salaries and Fringe Benefits</b>				<b>32.00</b>	<b>2,604,852</b>
<b>Total Salaries and Fringe Benefits by Fund</b>					
A0003		GU State General Fund		20.70	1,615,627
A2000		GU General Fees Fund		4.45	305,037
D10116		RU School of Nursing		2.23	202,765
D10698		RU Accel BSN Allocation Fund-SoN		0.87	81,001
D10708		RU School Nursing Online Learning		0.95	117,986
D11364		RU Program Fees - Nursing		2.63	269,432
D11136		SRO ICA Pu Wang		0.17	10,003
R40041		Federal Work Study Program		-	3,001
<b>Total Salaries and Fringe Benefits</b>				<b>32.00</b>	<b>2,604,852</b>
<b>OTHER OPERATING EXPENDITURES (OOE)</b>					
7C		Contractual Services			103,749
7F		Commodities			49,853
7H		Capital Outlay			8,000
7Z		Transfers Out			13,996
<b>Total OOE</b>					<b>175,598</b>
<b>Total OOE by Fund</b>					
A2000		GU General Fees Fund			9,293
D10116		RU School of Nursing			32,093
D10698		RU Accel BSN Allocation Fund-SoN			19,948
D10708		RU School Nursing Online Learning			39,653
D11364		RU Program Fees - Nursing			74,611
<b>Total OOE by Fund</b>					<b>175,598</b>
<b>Total FTE and Expenditures</b>				<b>32.00</b>	<b>2,780,450</b>
<b>Total FTE and Expenditures by Fund</b>					
A0003		GU State General Fund		20.70	1,615,627
A2000		GU General Fees Fund		4.45	314,330
D10116		RU School of Nursing		2.23	234,858
D10698		RU Accel BSN Allocation Fund-SoN		0.87	100,949
D10708		RU School Nursing Online Learning		0.95	157,639
D11364		RU Program Fees - Nursing		2.63	344,043
D11136		SRO ICA Pu Wang		0.17	10,003
R40041		Federal Work Study Program		-	3,001
<b>Total FTE and Expenditures by Fund</b>				<b>32.00</b>	<b>2,780,450</b>

**W.S.U ANNUAL BUDGET  
102112 - Dental Hygiene  
For Fiscal Year 2022**

Account Code	Position Number	Name or Account Description	Months	2022 Adopted	
				Budget FTE	Amount
<b>USS SALARIES</b>					
<b>1000 USS Salaries-Permanent</b>					
999588		Administrative Specialist Sharp, Karla	12	1.00	32,219
		<i>\$9,041 of this position is funded from restricted use sources.</i>			
999636		Office Coordinator Smith, Kelly	12	1.00	38,210
		<i>This position is fully funded from restricted use sources.</i>			
<b>Total USS Salaries</b>				<b>2.00</b>	<b>70,429</b>
<b>Total USS Salaries by Fund</b>					
A0003		GU State General Fund		0.72	23,178
D10117		RU Dental Hygiene		1.28	47,251
<b>Total USS Salaries by Fund</b>				<b>2.00</b>	<b>70,429</b>
<b>UNCLASSIFIED SALARIES</b>					
<b>1100 Unclassified Salaries-Permanent (Including 1105 - Stipend)</b>					
992984		Assistant Educator Regier, Brandi	12	1.00	56,160
		<i>This position is fully funded from restricted use sources.</i>			
993723		Assistant Professor Delacruz, Natalie	12	1.00	58,147
		<i>This position is fully funded from restricted use sources.</i>			
994847		Assistant Professor Carlson, Brandi	10	1.00	46,517
996714		Assistant Clinical Professor Peck, Shanin	10	1.00	43,172
997929		Department Chair & Teaching Professor Belt, Lisa	12	1.00	74,736
997930		Clinical Professor Gonzalez, Barbara	10	1.00	64,285
997934		Associate Professor Anderson, Kelly	10	1.00	59,804
998621		Assistant Clinical Professor Martin, Julie	10	1.00	42,630
		<i>This position is fully funded from restricted use sources.</i>			
1110		Uncl-Salaries-Seasonal and Temp			33,483
1115		Unclassified Salaries-Add'l Comp			5,000
1170		Unclassified Sal-Summer Lecturer			18,000
1180		Unclassified Salaries-Lecturer			49,707
<b>Total Unclassified Salaries</b>				<b>8.00</b>	<b>551,641</b>
<b>Total Unclassified Salaries by Fund</b>					
A0003		GU State General Fund		5.00	304,924



**W.S.U ANNUAL BUDGET  
102112 - Dental Hygiene  
For Fiscal Year 2022**

Account Code	Position Number	Name or Account Description	Months	2022 Adopted	
				Budget FTE	Amount
	D10117	RU Dental Hygiene		1.00	61,867
	D10709	RU Dental Hygiene Online Learning		2.00	150,750
	D10760	RU DH Program Fees		-	32,600
	D10761	RU DH Student Kit		-	1,500
		<b>Total Unclassified Salaries by Fund</b>		<b>8.00</b>	<b>551,641</b>
<b>STUDENT ASSISTANTS AND BENEFITS</b>					
	1200	Student Salaries-Regular			1,022
	1690	Shrinkage			(10,005)
	1760	State Leave Pymt Assessment			4,120
	1810	KPERS Retirement			4,540
	1830	Regents Retirement			41,541
	1850	TIAA Disability			5,215
	1911	Medicare			8,744
	1912	OASDI			37,369
	1750	Dependent Health Insurance			14,821
	1752	Healthy Kids Health Insurance			698
	1950	Single Group Health Insurance			54,861
	1970	Workers Compensation			1,927
	1980	Unemployment Compensation			494
		<b>Total Students and Fringe Benefits</b>			<b>165,347</b>
		<b>Total Students and Fringe Benefits by Fund</b>			
	A0003	GU State General Fund			100,596
	D10117	RU Dental Hygiene			38,796
	D10709	RU Dental Hygiene Online Learning			22,984
	D10760	RU DH Program Fees			2,839
	D10761	RU DH Student Kit			132
		<b>Total Students and Fringe Benefits</b>			<b>165,347</b>
		<b>Total Salaries and Fringe Benefits</b>		<b>10.00</b>	<b>787,417</b>
		<b>Total Salaries and Fringe Benefits by Fund</b>			
	A0003	GU State General Fund		5.72	428,698
	D10117	RU Dental Hygiene		2.28	147,914
	D10709	RU Dental Hygiene Online Learning		2.00	173,734
	D10760	RU DH Program Fees		-	35,439
	D10761	RU DH Student Kit		-	1,632
		<b>Total Salaries and Fringe Benefits</b>		<b>10.00</b>	<b>787,417</b>
<b>OTHER OPERATING EXPENDITURES (OOE)</b>					
	7C	Contractual Services			32,015
	7F	Commodities			74,854
	7H	Capital Outlay			5,143
	7V	Miscellaneous Non Expense			497
	7Z	Transfers Out			1,976
		<b>Total OOE</b>			<b>114,485</b>
		<b>Total OOE by Fund</b>			
	A2000	GU General Fees Fund			-
	D10117	RU Dental Hygiene			10,092
	D10709	RU Dental Hygiene Online Learning			4,140
	D10760	RU DH Program Fees			20,806
	D10761	RU DH Student Kit			79,447
		<b>Total OOE by Fund</b>			<b>114,485</b>
		<b>Total FTE and Expenditures</b>		<b>10.00</b>	<b>901,902</b>

**W.S.U ANNUAL BUDGET  
102112 - Dental Hygiene  
For Fiscal Year 2022**

Account Code	Position Number	Name or Account Description	Months	2022 Adopted	
				Budget FTE	Amount
<b>Total FTE and Expenditures by Fund</b>					
A0003		GU State General Fund		5.72	428,698
A2000		GU General Fees Fund		-	-
D10117		RU Dental Hygiene		2.28	158,006
D10709		RU Dental Hygiene Online Learning		2.00	177,874
D10760		RU DH Program Fees		-	56,245
D10761		RU DH Student Kit		-	81,079
<b>Total FTE and Expenditures by Fund</b>				<b>10.00</b>	<b>901,902</b>

**W.S.U ANNUAL BUDGET**  
**102540 - Health Professions Online Fee**  
**For Fiscal Year 2022**

Account Code	Position Number	Name or Account Description	Months	2022 Adopted	
				Budget FTE	Amount
<b>USS SALARIES</b>					
<b>1000 USS Salaries-Permanent</b>					
<b>Total USS Salaries</b>				-	-
<b>Total USS Salaries by Fund</b>					
<b>Total USS Salaries by Fund</b>				-	-
<b>UNCLASSIFIED SALARIES</b>					
<b>1100 Unclassified Salaries-Permanent (Including 1105 - Stipend)</b>					
<b>Total Unclassified Salaries</b>				-	-
<b>Total Unclassified Salaries by Fund</b>					
<b>Total Unclassified Salaries by Fund</b>				-	-
<b>STUDENT ASSISTANTS AND BENEFITS</b>					
<b>Total Students and Fringe Benefits</b>				-	-
<b>Total Students and Fringe Benefits by Fund</b>					
<b>Total Students and Fringe Benefits</b>				-	-
<b>Total Salaries and Fringe Benefits</b>				-	-
<b>Total Salaries and Fringe Benefits by Fund</b>					
<b>Total Salaries and Fringe Benefits</b>				-	-
<b>OTHER OPERATING EXPENDITURES (OOE)</b>					
7Z Transfers Out				878,000	
<b>Total OOE</b>				<b>878,000</b>	
<b>Total OOE by Fund</b>					
D11720 RU Online Fee				878,000	
<b>Total OOE by Fund</b>				<b>878,000</b>	
<b>Total FTE and Expenditures</b>				-	<b>878,000</b>
<b>Total FTE and Expenditures by Fund</b>					
D11720 RU Online Fee				-	878,000
<b>Total FTE and Expenditures by Fund</b>				-	<b>878,000</b>

**W.S.U ANNUAL BUDGET**  
**102114 - Medical Laboratory Sciences**  
**For Fiscal Year 2022**

Account Code	Position Number	Name or Account Description	Months	2022 Adopted	
				Budget FTE	Amount
<b>USS SALARIES</b>					
<b>1000 USS Salaries-Permanent</b>					
<b>Total USS Salaries</b>				-	-
<b>Total USS Salaries by Fund</b>					
<b>Total USS Salaries by Fund</b>				-	-
<b>UNCLASSIFIED SALARIES</b>					
<b>1100 Unclassified Salaries-Permanent (Including 1105 - Stipend)</b>					
994069		Teaching Professor Vacant	9	1.00	59,975
997699		Academic Program Specialist Jacques, Wanda	12	0.50	16,307
997708		Assistant Teaching Professor Vacant		1.00	47,352
997748		Assistant Professor Nickel, Sarah	10	1.00	54,664
997749		Associate Teaching Professor Alloway, Laurie <i>\$5,910 of this position is funded from restricted use sources.</i>	10	1.00	62,422
997782		Chairperson and Associate Professor Cochran-Black, Diana	12	1.00	94,191
<b>Total Unclassified Salaries</b>				<b>5.50</b>	<b>334,911</b>
<b>Total Unclassified Salaries by Fund</b>					
A0003		GU State General Fund		3.41	226,985
A2000		GU General Fees Fund		2.00	102,016
D11365		RU Program Fees - Med Lab Sciences		0.09	5,910
<b>Total Unclassified Salaries by Fund</b>				<b>5.50</b>	<b>334,911</b>
<b>STUDENT ASSISTANTS AND BENEFITS</b>					
1690		Shrinkage			(9,694)
1760		State Leave Pymt Assessment			2,214
1830		Regents Retirement			24,446
1850		TIAA Disability			3,353
1911		Medicare			4,628
1912		OASDI			19,778
1750		Dependent Health Insurance			11,116
1950		Single Group Health Insurance			31,350
1970		Workers Compensation			1,037
1980		Unemployment Compensation			260
<b>Total Students and Fringe Benefits</b>					<b>88,488</b>
<b>Total Students and Fringe Benefits by Fund</b>					
A0003		GU State General Fund			63,468

**W.S.U ANNUAL BUDGET**  
**102114 - Medical Laboratory Sciences**  
**For Fiscal Year 2022**

Account Code	Position Number	Name or Account Description	Months	2022 Adopted	
				Budget FTE	Amount
A2000		GU General Fees Fund			22,882
D11365		RU Program Fees - Med Lab Sciences			2,138
<b>Total Students and Fringe Benefits</b>					<b>88,488</b>
<b>Total Salaries and Fringe Benefits</b>				<b>5.50</b>	<b>423,399</b>
<b>Total Salaries and Fringe Benefits by Fund</b>					
A0003		GU State General Fund		3.41	290,453
A2000		GU General Fees Fund		2.00	124,898
D11365		RU Program Fees - Med Lab Sciences		0.09	8,048
<b>Total Salaries and Fringe Benefits</b>				<b>5.50</b>	<b>423,399</b>
<b>OTHER OPERATING EXPENDITURES (OOE)</b>					
7C		Contractual Services			4,880
7F		Commodities			10,761
7H		Capital Outlay			27,797
<b>Total OOE</b>					<b>43,438</b>
<b>Total OOE by Fund</b>					
A2000		GU General Fees Fund			11,043
D10118		RU Medical Laboratory Sciences			30,797
D11365		RU Program Fees - Med Lab Sciences			1,598
<b>Total OOE by Fund</b>					<b>43,438</b>
<b>Total FTE and Expenditures</b>				<b>5.50</b>	<b>466,837</b>
<b>Total FTE and Expenditures by Fund</b>					
A0003		GU State General Fund		3.41	290,453
A2000		GU General Fees Fund		2.00	135,941
D10118		RU Medical Laboratory Sciences		-	30,797
D11365		RU Program Fees - Med Lab Sciences		0.09	9,646
<b>Total FTE and Expenditures by Fund</b>				<b>5.50</b>	<b>466,837</b>

**W.S.U ANNUAL BUDGET**  
**102115 - Public Health Sciences**  
**For Fiscal Year 2022**

Account Code	Position Number	Name or Account Description	Months	2022 Adopted	
				Budget FTE	Amount
<b>USS SALARIES</b>					
<b>1000 USS Salaries-Permanent</b>					
	999819	Academic Program Specialist Olberding, Shawna	12	1.00	33,051
<b>Total USS Salaries</b>				<b>1.00</b>	<b>33,051</b>
<b>Total USS Salaries by Fund</b>					
A0003		GU State General Fund		1.00	33,051
<b>Total USS Salaries by Fund</b>				<b>1.00</b>	<b>33,051</b>
<b>UNCLASSIFIED SALARIES</b>					
<b>1100 Unclassified Salaries-Permanent (Including 1105 - Stipend)</b>					
	994301	Professor Arnold, Stephen	9	1.00	108,014
	994307	Assistant Teaching Professor Vacant <i>This position is fully funded from restricted use sources.</i>		1.00	63,400
	994552	Associate Professor Chesser, Amy <i>\$25,621 of this position is funded from restricted use sources.</i>	9	1.00	69,257
	995203	Professor Bukonda, Ngoyi	9	1.00	91,981
	995513	Health Sciences Educator Armbruster, Sonja <i>This position is fully funded from restricted use sources.</i>	9	1.00	62,423
	997045	Assistant Educator, Health Services Lehner, Deborah <i>\$24,603 of this position is funded from restricted use sources.</i>	9	1.00	57,794
	997577	Director of Graduate Programs and Associate Educator Green, Jacie <i>\$10,000 of this position is funded from restricted use sources.</i>	12	1.00	56,609
	997653	Chair & Professor Rogers, Nicole <i>\$5,000 of this position is funded from restricted use sources.</i>	12	1.00	117,172
	997757	Associate Professor Woods, Nicole	9	1.00	65,642
	997858	Associate Educator Taylor, Sarah	12	1.00	67,441
	998492	Clinical Professor Ham, Amy	9	1.00	70,265

**W.S.U ANNUAL BUDGET**  
**102115 - Public Health Sciences**  
**For Fiscal Year 2022**

Account Code	Position Number	Name or Account Description	Months	2022 Adopted	
				Budget FTE	Amount
	998702	Professor Hawley, Suzanne	9	1.00	100,741
	1110	Uncl-Salaries-Seasonal and Temp			4,606
	1115	Unclassified Salaries-Add'l Comp			55,432
	1170	Unclassified Sal-Summer Lecturer			14,250
	1180	Unclassified Salaries-Lecturer			128,643
	1120	Grad Assistants-Indirect Instruct			39,000
	1150	Grad Assistants-Direct Instruction			-
		<b>Total Unclassified Salaries</b>		<b>12.00</b>	<b>1,172,670</b>
<b>Total Unclassified Salaries by Fund</b>					
	A0003	GU State General Fund		4.00	337,701
	A2000	GU General Fees Fund		4.99	401,991
	D10119	RU Public Health Sciences		0.43	132,428
	D10710	RU Public Health Online Learning		2.59	296,800
	D11439	RU PHS Honors		-	3,750
		<b>Total Unclassified Salaries by Fund</b>		<b>12.00</b>	<b>1,172,670</b>
<b>STUDENT ASSISTANTS AND BENEFITS</b>					
	1210	Student Salaries-WS-WSU Match			600
	1220	Student Sal-Workstudy Federal			1,780
	1690	Shrinkage			(22,776)
	1760	State Leave Pymt Assessment			7,983
	1810	KPERS Retirement			4,657
	1830	Regents Retirement			78,445
	1850	TIAA Disability			10,201
	1911	Medicare			16,714
	1912	OASDI			71,431
	1750	Dependent Health Insurance			18,526
	1950	Single Group Health Insurance			70,535
	1970	Workers Compensation			3,734
	1980	Unemployment Compensation			966
		<b>Total Students and Fringe Benefits</b>			<b>262,796</b>
<b>Total Students and Fringe Benefits by Fund</b>					
	A0003	GU State General Fund			104,269
	A2000	GU General Fees Fund			98,823
	D10119	RU Public Health Sciences			16,413
	D10710	RU Public Health Online Learning			41,163
	D11439	RU PHS Honors			328
	R40041	Federal Work Study Program			1,800
		<b>Total Students and Fringe Benefits</b>			<b>262,796</b>
		<b>Total Salaries and Fringe Benefits</b>		<b>13.00</b>	<b>1,468,517</b>
<b>Total Salaries and Fringe Benefits by Fund</b>					
	A0003	GU State General Fund		5.00	475,021
	A2000	GU General Fees Fund		4.99	500,814
	D10119	RU Public Health Sciences		0.43	148,841
	D10710	RU Public Health Online Learning		2.59	337,963
	D11439	RU PHS Honors		-	4,078
	R40041	Federal Work Study Program		-	1,800
		<b>Total Salaries and Fringe Benefits</b>		<b>13.00</b>	<b>1,468,517</b>
<b>OTHER OPERATING EXPENDITURES (OOE)</b>					
	7C	Contractual Services			12,154

**W.S.U ANNUAL BUDGET**  
**102115 - Public Health Sciences**  
**For Fiscal Year 2022**

Account Code	Position Number	Name or Account Description	Months	2022 Adopted	
				Budget FTE	Amount
	7F	Commodities			3,522
	7H	Capital Outlay			3,500
<b>Total OOE</b>					<b>19,176</b>
<b>Total OOE by Fund</b>					
	A2000	GU General Fees Fund			1,500
	D10119	RU Public Health Sciences			17,300
	D10710	RU Public Health Online Learning			354
	D11439	RU PHS Honors			22
<b>Total OOE by Fund</b>					<b>19,176</b>
<b>Total FTE and Expenditures</b>				<b>13.00</b>	<b>1,487,693</b>
<b>Total FTE and Expenditures by Fund</b>					
	A0003	GU State General Fund		5.00	475,021
	A2000	GU General Fees Fund		4.99	502,314
	D10119	RU Public Health Sciences		0.43	166,141
	D10710	RU Public Health Online Learning		2.59	338,317
	D11439	RU PHS Honors		-	4,100
	R40041	Federal Work Study Program		-	1,800
<b>Total FTE and Expenditures by Fund</b>				<b>13.00</b>	<b>1,487,693</b>



**W.S.U ANNUAL BUDGET  
102117 - Physical Therapy  
For Fiscal Year 2022**

Account Code	Position Number	Name or Account Description	Months	2022 Adopted	
				Budget FTE	Amount
<b>USS SALARIES</b>					
<b>1000 USS Salaries-Permanent</b>					
<b>Total USS Salaries</b>				-	-
<b>Total USS Salaries by Fund</b>					
<b>Total USS Salaries by Fund</b>				-	-
<b>UNCLASSIFIED SALARIES</b>					
<b>1100 Unclassified Salaries-Permanent (Including 1105 - Stipend)</b>					
994595	Professor	Manske, Robert	9	1.00	105,539
997106	Associate Educator	Garcia, Lisa	12	1.00	66,620
<i>\$62,620 of this position is funded from restricted use sources.</i>					
997136	Clinical Placement Coordinator	Bacon, Alex	12	1.00	33,280
<i>This position is fully funded from restricted use sources.</i>					
997358	Assistant Program Director of Clinical Education and Associate Teaching Professor	Celso, Jennifer	12	1.00	104,220
<i>\$9,000 of this position is funded from restricted use sources.</i>					
997709	Professor	Pitetti, Kenneth	9	1.00	114,249
<i>\$19,711 of this position is funded from restricted use sources.</i>					
997747	Department Chair, Program Director & Clinical Professor	Shelden, M'Lisa	12	1.00	132,100
997751	Professor	Smith, Barbara	9	1.00	97,313
997797	Associate Professor	Lehecka, Bryan	9	1.00	75,851
997922	Assistant Teaching Professor	Tew, Elizabeth	9	1.00	65,000
<i>\$5,000 of this position is funded from restricted use sources.</i>					
997960	Director of Clinical Education/Assistant Teaching Professor	Ashbrook, Christina	12	1.00	82,100
<i>This position is fully funded from restricted use sources.</i>					
999078	Office Manager	Shetlar, Kelley	12	1.00	56,472
<i>\$45,263 of this position is funded from restricted use sources.</i>					

**W.S.U ANNUAL BUDGET  
102117 - Physical Therapy  
For Fiscal Year 2022**

Account Code	Position Number	Name or Account Description	Months	2022 Adopted	
				Budget FTE	Amount
1115		Unclassified Salaries-Add'l Comp			11,464
1170		Unclassified Sal-Summer Lecturer			3,563
1180		Unclassified Salaries-Lecturer			94,511
1140		Grad Assistants-Other			9,000
<b>Total Unclassified Salaries</b>				<b>11.00</b>	<b>1,051,282</b>
<b>Total Unclassified Salaries by Fund</b>					
A0003		GU State General Fund		5.04	479,919
A2000		GU General Fees Fund		1.89	195,851
D10121		RU Physical Therapy		2.02	187,731
D11366		RU Program Fees - Physical Therapy		2.06	187,781
<b>Total Unclassified Salaries by Fund</b>				<b>11.00</b>	<b>1,051,282</b>
<b>STUDENT ASSISTANTS AND BENEFITS</b>					
1200		Student Salaries-Regular			-
1690		Shrinkage			(19,434)
1760		State Leave Pymt Assessment			6,945
1830		Regents Retirement			71,294
1850		TIAA Disability			9,449
1911		Medicare			14,763
1912		OASDI			63,096
1750		Dependent Health Insurance			25,940
1950		Single Group Health Insurance			78,376
1970		Workers Compensation			3,250
1980		Unemployment Compensation			830
<b>Total Students and Fringe Benefits</b>					<b>254,509</b>
<b>Total Students and Fringe Benefits by Fund</b>					
A0003		GU State General Fund			118,353
A2000		GU General Fees Fund			38,622
D10121		RU Physical Therapy			52,998
D11366		RU Program Fees - Physical Therapy			44,536
<b>Total Students and Fringe Benefits</b>					<b>254,509</b>
<b>Total Salaries and Fringe Benefits</b>				<b>11.00</b>	<b>1,305,791</b>
<b>Total Salaries and Fringe Benefits by Fund</b>					
A0003		GU State General Fund		5.04	598,272
A2000		GU General Fees Fund		1.89	234,473
D10121		RU Physical Therapy		2.02	240,729
D11366		RU Program Fees - Physical Therapy		2.06	232,317
<b>Total Salaries and Fringe Benefits</b>				<b>11.00</b>	<b>1,305,791</b>
<b>OTHER OPERATING EXPENDITURES (OOE)</b>					
7C		Contractual Services			62,266
7F		Commodities			2,800
7H		Capital Outlay			17,186
<b>Total OOE</b>					<b>82,252</b>
<b>Total OOE by Fund</b>					
A2000		GU General Fees Fund			-
D10121		RU Physical Therapy			36,854
D11366		RU Program Fees - Physical Therapy			45,398
<b>Total OOE by Fund</b>					<b>82,252</b>
<b>Total FTE and Expenditures</b>				<b>11.00</b>	<b>1,388,043</b>
<b>Total FTE and Expenditures by Fund</b>					
A0003		GU State General Fund		5.04	598,272

**W.S.U ANNUAL BUDGET  
102117 - Physical Therapy  
For Fiscal Year 2022**

Account Code	Position Number	Name or Account Description	Months	2022 Adopted	
				Budget FTE	Amount
A2000		GU General Fees Fund		1.89	234,473
D10121		RU Physical Therapy		2.02	277,583
D11366		RU Program Fees - Physical Therapy		2.06	277,715
<b>Total FTE and Expenditures by Fund</b>				<b>11.00</b>	<b>1,388,043</b>

**W.S.U ANNUAL BUDGET**  
**102118 - Advanced Educ in General Dentistry**  
**For Fiscal Year 2022**

Account Code	Position Number	Name or Account Description	Months	2022 Adopted	
				Budget FTE	Amount
<b>USS SALARIES</b>					
<b>1000 USS Salaries-Permanent</b>					
<b>Total USS Salaries</b>				-	-
<b>Total USS Salaries by Fund</b>					
<b>Total USS Salaries by Fund</b>				-	-
<b>UNCLASSIFIED SALARIES</b>					
<b>1100 Unclassified Salaries-Permanent (Including 1105 - Stipend)</b>					
991019	AEGD Dental Resident	Tsai, Jason	12	1.00	40,000
<i>This position is fully funded from restricted use sources.</i>					
991025	AEGD Dental Resident	Swisher, Luxi	12	1.00	40,000
<i>This position is fully funded from restricted use sources.</i>					
991026	AEGD Dental Resident	Somma, Michael	12	1.00	40,000
<i>This position is fully funded from restricted use sources.</i>					
991027	AEGD Dental Resident	Wang, Jielin	12	1.00	40,000
<i>This position is fully funded from restricted use sources.</i>					
991030	AEGD Dental Resident	Keck, Katie	12	1.00	40,000
<i>This position is fully funded from restricted use sources.</i>					
994370	Medical Receptionist	Swisher, Andrew	12	0.80	27,040
<i>This position is fully funded from restricted use sources.</i>					
996005	Resident	Vacant		1.00	40,000
<i>This position is fully funded from restricted use sources.</i>					
996865	Dental Assistant	Curran, Cassey	12	0.80	25,792
<i>This position is fully funded from restricted use sources.</i>					
996988	Dental Hygienist	Vacant		0.80	42,033
<i>This position is fully funded from restricted use sources.</i>					
997024	Program Manager	Conner, Amanda	12	1.00	60,362
<i>This position is fully funded from restricted use sources.</i>					
997069	Director of AEGD and Associate Clinical Professor				

**W.S.U ANNUAL BUDGET**  
**102118 - Advanced Educ in General Dentistry**  
**For Fiscal Year 2022**

Account Code	Position Number	Name or Account Description	Months	2022 Adopted	
				Budget FTE	Amount
		Elledge, Dean	12	1.00	244,512
		<i>\$12,829 of this position is funded from restricted use sources.</i>			
	997216	Dental Assistant Coordinator Franks, Katherine	12	1.00	36,837
		<i>This position is fully funded from restricted use sources.</i>			
	997232	Dental Assistant Flex Turner, Olivia	12	0.80	25,792
		<i>This position is fully funded from restricted use sources.</i>			
	997239	Dental Assistant - FLEX Vacant		0.80	23,645
		<i>This position is fully funded from restricted use sources.</i>			
	997244	Dental Assistant - Flex Vacant		0.80	24,128
		<i>This position is fully funded from restricted use sources.</i>			
	997302	Resident Vacant		1.00	40,000
		<i>This position is fully funded from restricted use sources.</i>			
	997483	Clinic Manager Greer, Stacy	12	1.00	55,162
		<i>This position is fully funded from restricted use sources.</i>			
	997510	Dental Assistant - FLEX Rueda, Anna	12	0.80	24,544
		<i>This position is fully funded from restricted use sources.</i>			
	998710	Dental Assistant - Flex Vacant		0.80	23,296
		<i>This position is fully funded from restricted use sources.</i>			
	999043	Resident Vacant		1.00	40,000
		<i>This position is fully funded from restricted use sources.</i>			
	999862	Dental Assistant Moore, Tonya	12	0.80	26,141
		<i>This position is fully funded from restricted use sources.</i>			
	999894	Resident Vacant		1.00	40,000
		<i>This position is fully funded from restricted use sources.</i>			
	999919	Resident Vacant		1.00	40,000
		<i>This position is fully funded from restricted use sources.</i>			
	999976	Resident Vacant		1.00	40,000

**W.S.U ANNUAL BUDGET**  
**102118 - Advanced Educ in General Dentistry**  
**For Fiscal Year 2022**

Account Code	Position Number	Name or Account Description	Months	2022 Adopted	
				Budget FTE	Amount
<i>This position is fully funded from restricted use sources.</i>					
1110		Uncl-Salaries-Seasonal and Temp			104,365
1190		Unclassified Salaries-Vacation			10,000
1160		Unclass Sal-OT/Comp/AHR			1,000
<b>Total Unclassified Salaries</b>				<b>22.20</b>	<b>1,194,649</b>
<b>Total Unclassified Salaries by Fund</b>					
A2000		GU General Fees Fund		0.95	231,683
D10355		RU Adv Educ General Dentistry		21.25	962,966
<b>Total Unclassified Salaries by Fund</b>				<b>22.20</b>	<b>1,194,649</b>
<b>STUDENT ASSISTANTS AND BENEFITS</b>					
1690		Shrinkage			(6,354)
1760		State Leave Pymt Assessment			7,828
1810		KPERS Retirement			5,191
1830		Regents Retirement			58,690
1850		TIAA Disability			10,809
1911		Medicare			16,832
1912		OASDI			66,324
1750		Dependent Health Insurance			17,750
1752		Healthy Kids Health Insurance			-
1950		Single Group Health Insurance			84,581
1970		Workers Compensation			3,664
1980		Unemployment Compensation			937
<b>Total Students and Fringe Benefits</b>				<b>266,252</b>	
<b>Total Students and Fringe Benefits by Fund</b>					
A2000		GU General Fees Fund			40,618
D10355		RU Adv Educ General Dentistry			225,634
<b>Total Students and Fringe Benefits</b>				<b>266,252</b>	
<b>Total Salaries and Fringe Benefits</b>				<b>22.20</b>	<b>1,460,901</b>
<b>Total Salaries and Fringe Benefits by Fund</b>					
A2000		GU General Fees Fund		0.95	272,301
D10355		RU Adv Educ General Dentistry		21.25	1,188,600
<b>Total Salaries and Fringe Benefits</b>				<b>22.20</b>	<b>1,460,901</b>
<b>OTHER OPERATING EXPENDITURES (OOE)</b>					
7C		Contractual Services			130,672
7F		Commodities			92,222
7H		Capital Outlay			1,431
7V		Miscellaneous Non Expense			-
7Z		Transfers Out			-
<b>Total OOE</b>				<b>224,325</b>	
<b>Total OOE by Fund</b>					
D10355		RU Adv Educ General Dentistry			224,325
<b>Total OOE by Fund</b>				<b>224,325</b>	
<b>Total FTE and Expenditures</b>				<b>22.20</b>	<b>1,685,226</b>
<b>Total FTE and Expenditures by Fund</b>					
A2000		GU General Fees Fund		0.95	272,301
D10355		RU Adv Educ General Dentistry		21.25	1,412,925
<b>Total FTE and Expenditures by Fund</b>				<b>22.20</b>	<b>1,685,226</b>

**W.S.U ANNUAL BUDGET**  
**102119 - Physician Assistant Program**  
**For Fiscal Year 2022**

Account Code	Position Number	Name or Account Description	Months	2022 Adopted	
				Budget FTE	Amount
<b>USS SALARIES</b>					
<b>1000 USS Salaries-Permanent</b>					
<b>Total USS Salaries</b>				-	-
<b>Total USS Salaries by Fund</b>					
<b>Total USS Salaries by Fund</b>				-	-
<b>UNCLASSIFIED SALARIES</b>					
<b>1100 Unclassified Salaries-Permanent (Including 1105 - Stipend)</b>					
993718	Professor Vacant			1.00	78,000
<i>This position is fully funded from restricted use sources.</i>					
993734	Program Director & Associate Professor Brown, Gina		12	1.00	125,766
993962	Director of Clinical Education & Assistant Clinical Professor Hanneman, Ronda		12	1.00	93,250
<i>\$3,250 of this position is funded from restricted use sources.</i>					
994065	Clinical Coordinator Bayles, Melanie		12	1.00	48,320
<i>This position is fully funded from restricted use sources.</i>					
994345	Director of Admissions Cornelius, Terri		12	1.00	41,642
<i>\$26,306 of this position is funded from restricted use sources.</i>					
994434	Administrative Specialist Flax, Debra		12	1.00	32,011
<i>This position is fully funded from restricted use sources.</i>					
994850	Assistant Clinical Professor Ohlman, Evan		10	1.00	78,000
995286	Director, Clinical Development Operations, Assistant Clinical Professor Vacant		12	1.00	90,000
996962	Assistant Clinical Professor Ridder, Lori		12	1.00	90,000
<i>\$79,000 of this position is funded from restricted use sources.</i>					
997572	Associate Clinical Professor and Director of Research Wallace, Michelle		10	1.00	90,159
<i>\$3,248 of this position is funded from restricted use sources.</i>					
997819	Assistant Clinical Professor Rogers, Corey		12	1.00	93,625

**W.S.U ANNUAL BUDGET**  
**102119 - Physician Assistant Program**  
**For Fiscal Year 2022**

Account Code	Position Number	Name or Account Description	Months	2022 Adopted	
				Budget FTE	Amount
	997871	Chair and Professor Hale, LaDonna	12	1.00	147,144
	999388	Assistant Clinical Professor Dudley, Chris <i>This position is fully funded from restricted use sources.</i>	10	0.75	52,500
1110	Uncl-Salaries-Seasonal and Temp				-
<b>Total Unclassified Salaries</b>				<b>12.75</b>	<b>1,060,417</b>
<b>Total Unclassified Salaries by Fund</b>					
A0003	GU State General Fund			2.96	359,821
A2000	GU General Fees Fund			4.46	377,960
D10123	RU Physician Assistant			3.30	193,065
D11367	RU Program Fees - Physician Assist			2.03	129,570
<b>Total Unclassified Salaries by Fund</b>				<b>12.75</b>	<b>1,060,417</b>
<b>STUDENT ASSISTANTS AND BENEFITS</b>					
1200	Student Salaries-Regular				1,874
1210	Student Salaries-WS-WSU Match				-
1220	Student Sal-Workstudy Federal				-
1690	Shrinkage				(21,259)
1760	State Leave Pymt Assessment				7,021
1830	Regents Retirement				83,519
1850	TIAA Disability				10,611
1911	Medicare				15,028
1912	OASDI				63,962
1750	Dependent Health Insurance				22,235
1950	Single Group Health Insurance				62,701
1970	Workers Compensation				3,286
1980	Unemployment Compensation				840
<b>Total Students and Fringe Benefits</b>					<b>249,818</b>
<b>Total Students and Fringe Benefits by Fund</b>					
A0003	GU State General Fund				78,276
A2000	GU General Fees Fund				94,889
D10123	RU Physician Assistant				50,566
D11367	RU Program Fees - Physician Assist				26,088
R40041	Federal Work Study Program				-
<b>Total Students and Fringe Benefits</b>					<b>249,818</b>
<b>Total Salaries and Fringe Benefits</b>				<b>12.75</b>	<b>1,310,235</b>
<b>Total Salaries and Fringe Benefits by Fund</b>					
A0003	GU State General Fund			2.96	438,097
A2000	GU General Fees Fund			4.46	472,849
D10123	RU Physician Assistant			3.30	243,631
D11367	RU Program Fees - Physician Assist			2.03	155,658
R40041	Federal Work Study Program			-	-
<b>Total Salaries and Fringe Benefits</b>				<b>12.75</b>	<b>1,310,235</b>
<b>OTHER OPERATING EXPENDITURES (OOE)</b>					
7C	Contractual Services				125,205
7F	Commodities				6,550
7H	Capital Outlay				10,598
<b>Total OOE</b>					<b>142,353</b>
<b>Total OOE by Fund</b>					



**W.S.U ANNUAL BUDGET**  
**102119 - Physician Assistant Program**  
**For Fiscal Year 2022**

Account Code	Position Number	Name or Account Description	Months	2022 Adopted	
				Budget FTE	Amount
A2000		GU General Fees Fund			1,462
D10123		RU Physician Assistant			7,265
D11367		RU Program Fees - Physician Assist			133,626
<b>Total OOE by Fund</b>					<b>142,353</b>
<b>Total FTE and Expenditures</b>				<b>12.75</b>	<b>1,452,588</b>
<b>Total FTE and Expenditures by Fund</b>					
A0003		GU State General Fund		2.96	438,097
A2000		GU General Fees Fund		4.46	474,311
D10123		RU Physician Assistant		3.30	250,896
D11367		RU Program Fees - Physician Assist		2.03	289,284
R40041		Federal Work Study Program		-	-
<b>Total FTE and Expenditures by Fund</b>				<b>12.75</b>	<b>1,452,588</b>

**W.S.U ANNUAL BUDGET**  
**102186 - Health Professions Instr Fees**  
**For Fiscal Year 2022**

Account Code	Position Number	Name or Account Description	Months	2022 Adopted	
				Budget FTE	Amount
<b>USS SALARIES</b>					
<b>1000 USS Salaries-Permanent</b>					
<b>Total USS Salaries</b>				-	-
<b>Total USS Salaries by Fund</b>					
<b>Total USS Salaries by Fund</b>				-	-
<b>UNCLASSIFIED SALARIES</b>					
<b>1100 Unclassified Salaries-Permanent (Including 1105 - Stipend)</b>					
994338		Administrative Assistant Quinn, Jeffrey	12	1.00	26,915
<i>This position is fully funded from restricted use sources.</i>					
997784		Administrative Assistant Perez, Yadid	12	0.73	23,404
<i>This position is fully funded from restricted use sources.</i>					
<b>Total Unclassified Salaries</b>				<b>1.73</b>	<b>50,320</b>
<b>Total Unclassified Salaries by Fund</b>					
D10361		RU CHP Instructional Fees		1.73	50,320
<b>Total Unclassified Salaries by Fund</b>				<b>1.73</b>	<b>50,320</b>
<b>STUDENT ASSISTANTS AND BENEFITS</b>					
1760		State Leave Pymt Assessment			333
1830		Regents Retirement			4,278
1850		TIAA Disability			505
1911		Medicare			705
1912		OASDI			3,012
1750		Dependent Health Insurance			2,694
1950		Single Group Health Insurance			13,534
1970		Workers Compensation			156
1980		Unemployment Compensation			39
<b>Total Students and Fringe Benefits</b>					<b>25,256</b>
<b>Total Students and Fringe Benefits by Fund</b>					
D10361		RU CHP Instructional Fees			25,256
<b>Total Students and Fringe Benefits</b>					<b>25,256</b>
<b>Total Salaries and Fringe Benefits</b>				<b>1.73</b>	<b>75,576</b>
<b>Total Salaries and Fringe Benefits by Fund</b>					
D10361		RU CHP Instructional Fees		1.73	75,576
<b>Total Salaries and Fringe Benefits</b>				<b>1.73</b>	<b>75,576</b>
<b>OTHER OPERATING EXPENDITURES (OOE)</b>					
7Z		Transfers Out			765,424
<b>Total OOE</b>					<b>765,424</b>
<b>Total OOE by Fund</b>					
D10361		RU CHP Instructional Fees			765,424
<b>Total OOE by Fund</b>					<b>765,424</b>
<b>Total FTE and Expenditures</b>				<b>1.73</b>	<b>841,000</b>

**W.S.U ANNUAL BUDGET**  
**102186 - Health Professions Instr Fees**  
**For Fiscal Year 2022**

Account Code	Position Number	Name or Account Description	Months	2022 Adopted	
				Budget FTE	Amount
<b>Total FTE and Expenditures by Fund</b>					
D10361	RU	CHP Instructional Fees		1.73	841,000
<b>Total FTE and Expenditures by Fund</b>				<b>1.73</b>	<b>841,000</b>

**Wichita State University**  
**Fiscal Year 2022 Annual Operating Budget**

**College of Health Professions**  
**General Academic Instruction Program**

**Instruction Budget Summary**

<u>Expenditures</u>	<u>General Use Funds</u>				<u>Restricted Use Funds</u>	<u>Total Budget</u>	<u>% of Total Budget</u>
	<u>State General Fund</u>	<u>General Fees (Tuition) Fund</u>	<u>Total</u>	<u>% of General Use Budget</u>			
<b>Salaries and Fringe Benefits</b>							
University Support Staff Salaries	\$ 152,304	\$ -	\$ 152,304	2.2%	\$ 47,251	\$ 199,555	1.6%
Unclassified Salaries	3,780,172	1,627,817	5,407,989	77.2%	3,944,233	9,352,222	72.9%
Student Salaries	1,937	-	1,937	0.0%	7,307	9,244	0.1%
Fringe Benefits	1,154,515	407,018	1,561,533	22.3%	885,412	2,446,944	19.1%
Shrinkage	(116,066)	(46,410)	(162,476)	-2.3%	-	(162,476)	-1.3%
<b>Subtotal Salaries and Fringe Benefits</b>	<b>\$ 4,972,862</b>	<b>\$ 1,988,425</b>	<b>\$ 6,961,287</b>	<b>99.3%</b>	<b>\$ 4,884,202</b>	<b>\$ 11,845,489</b>	<b>92.4%</b>
<b>Other Operating Expenditures</b>	<b>\$ -</b>	<b>\$ 47,176</b>	<b>\$ 47,176</b>	<b>0.7%</b>	<b>\$ 930,121</b>	<b>\$ 977,297</b>	<b>7.6%</b>
<b>Total Instruction Budget</b>	<b>\$ 4,972,862</b>	<b>\$ 2,035,601</b>	<b>\$ 7,008,463</b>	<b>100.0%</b>	<b>\$ 5,814,323</b>	<b>\$ 12,822,786</b>	<b>100.0%</b>

**Instruction Budget Summary by Organization**

<u>Organization</u>	<u>FTE</u>	<u>General Use Funds</u>	<u>% of General Use Funds</u>	<u>Restricted Use Funds</u>	<u>% of Restricted Use Fund</u>	<u>Total Funds</u>	<u>% of Total Funds</u>
Communication Sciences and Disorders	20.10	\$ 1,206,337	17.2%	\$ 680,382	11.7%	\$ 1,886,719	14.7%
Nursing Initiative - Salaries and Supplies	-	-	0.0%	84,550	1.5%	84,550	0.7%
Health Professions Contingency	-	-	0.0%	-	0.0%	-	0.0%
Accelerated Nursing Program	6.10	-	0.0%	599,386	10.3%	599,386	4.7%
Health Professions Graduate Assistants	-	-	0.0%	-	0.0%	-	0.0%
Nursing, Family Nurse Practitioner	-	22,288	0.3%	18,000	0.3%	40,288	0.3%
School of Nursing	32.00	1,929,957	27.5%	826,494	14.2%	2,756,451	21.5%
Dental Hygiene	10.00	428,698	6.1%	470,731	8.1%	899,429	7.0%
Medical Laboratory Sciences	5.50	426,394	6.1%	40,443	0.7%	466,837	3.6%
Public Health Sciences	13.00	977,335	13.9%	510,358	8.8%	1,487,693	11.6%
Physical Therapy	11.00	832,745	11.9%	555,298	9.6%	1,388,043	10.8%
Advanced Education in General Dentistry	22.20	272,301	3.9%	1,412,925	24.3%	1,685,226	13.1%
Physician Assistant Program	12.75	912,408	13.0%	540,180	9.3%	1,452,588	11.3%
Health Professions Instructional Fees	1.73	-	0.0%	75,576	1.3%	75,576	0.6%
<b>Total Instruction Budget</b>	<b>134.38</b>	<b>\$ 7,008,463</b>	<b>100.0%</b>	<b>\$ 5,814,323</b>	<b>100.0%</b>	<b>\$ 12,822,786</b>	<b>100.0%</b>

Summary excludes nonreportable expenditures

**Wichita State University**  
**Fiscal Year 2022 Annual Operating Budget**

**Instruction Program**  
**Program Code 42000**

**College of Liberal Arts and Sciences**  
**Instruction Program Budget Units**

Biological Sciences	Anthropology
Chemistry	Social Science Research Laboratory
English	School of Social Work
Geology	English Writing Laboratory
Elliott School of Communication	Language Laboratory
History	Mathematics Laboratory
Mathematics and Statistics	Physics Help Lab
Physics	Hugo Wall School of Public Affairs
Political Science	Liberal Arts and Sciences Lecturers
Psychology	LAS Course Fee
Philosophy	Regents Dist. Professor Out-of-State Travel
Sociology	Intensive English Language Center
Modern & Classical Languages & Literatures	Biology – Field Station Building
School of Criminal Justice	Mini MPA
Women’s Studies and Religion	

**W.S.U ANNUAL BUDGET**  
**102048 - Biological Sciences**  
**For Fiscal Year 2022**

Account Code	Position Number	Name or Account Description	Months	2022 Adopted	
				Budget FTE	Amount
<b>UNCLASSIFIED SALARIES</b>					
<b>1000 USS Salaries-Permanent</b>					
	999651	Senior Admin Assistant Norton, Marcia	12	1.00	31,450
<b>Total USS Salaries</b>				<b>1.00</b>	<b>31,450</b>
<b>Total USS Salaries by Fund</b>					
A0003		GU State General Fund		1.00	31,450
<b>Total USS Salaries by Fund</b>				<b>1.00</b>	<b>31,450</b>
<b>UNCLASSIFIED SALARIES</b>					
<b>1100 Unclassified Salaries-Permanent (Including 1105 - Stipend)</b>					
	994603	Fairmount Online Lecturer of Biological Sciences Young, Rejeana	9	1.00	40,650
<i>\$20,000 of this position is funded from restricted use sources.</i>					
	994925	Associate Teaching Professor Shellhammer, Alvin	12	1.00	65,056
	995304	Assistant Professor Luhring, Thomas	9	1.00	65,000
	997441	Research Assistant Shrestha, Nayan	12	1.00	43,659
	997629	Professor Schneegurt, Mark	9	1.00	88,275
	997746	Professor McDonald, J	9	1.00	146,729
	997780	Undergraduate Laboratory Coordinator Hicks, Kiley	12	0.50	22,500
	997834	Associate Professor Yao, Li	9	1.00	65,879
	997849	Field Station Manager Mardis, Dexter	12	1.00	52,063
	997880	Professor Russell, Francis	9	1.00	73,647
	997921	Office Manager Martino, Maria	12	1.00	59,992
	998231	Chairperson and Professor Hendry, William	12	1.00	135,657
	998235	Lawrence M. Jones Distinguished Professor Bousfield, George	9	1.00	102,742

**W.S.U ANNUAL BUDGET**  
**102048 - Biological Sciences**  
**For Fiscal Year 2022**

Account Code	Position Number	Name or Account Description	Months	2022 Adopted	
				Budget FTE	Amount
<i>\$14,000 of this position is funded from restricted use sources.</i>					
	998239	Associate Professor Jameson, Mary	9	1.00	72,166
	998244	Associate Professor Shuai, Bin	9	1.00	63,067
	998373	Professor & Field Station Director Houseman, Gregory	9	1.00	89,525
	998433	Associate Professor Beck, James	9	1.00	63,863
	998997	Lab Tech III Catlin, Sarah	12	1.00	39,166
	999566	Laboratory Coordinator Beckman, Fawn	12	1.00	50,000
	1110	Uncl-Salaries-Seasonal and Temp			10,000
	1115	Unclassified Salaries-Add'l Comp			4,800
	1130	Grad Assistants-Research			12,000
<b>Total Unclassified Salaries</b>				<b>18.50</b>	<b>1,366,436</b>
<b>Total Unclassified Salaries by Fund</b>					
	A0003	GU State General Fund		9.50	715,295
	A2000	GU General Fees Fund		8.37	590,341
	D11353	RU Biology Salaries		0.63	34,000
	D11360	RU Biology Lab Fees		-	26,800
<b>Total Unclassified Salaries by Fund</b>				<b>18.50</b>	<b>1,366,436</b>
<b>STUDENT ASSISTANTS AND BENEFITS</b>					
	1200	Student Salaries-Regular			10,632
	1690	Shrinkage			(40,643)
	1760	State Leave Pymt Assessment			9,307
	1810	KPERS Retirement			17,287
	1830	Regents Retirement			106,534
	1850	TIAA Disability			13,766
	1911	Medicare			19,365
	1912	OASDI			82,525
	1750	Dependent Health Insurance			43,688
	1752	Healthy Kids Health Insurance			698
	1950	Single Group Health Insurance			155,117
	1970	Workers Compensation			4,351
	1980	Unemployment Compensation			1,101
<b>Total Students and Fringe Benefits</b>					<b>423,728</b>
<b>Total Students and Fringe Benefits by Fund</b>					
	A0003	GU State General Fund			231,965
	A2000	GU General Fees Fund			172,503
	D11353	RU Biology Salaries			13,344
	D11360	RU Biology Lab Fees			5,916
<b>Total Students and Fringe Benefits</b>					<b>423,728</b>
<b>Total Salaries and Fringe Benefits</b>				<b>19.50</b>	<b>1,821,614</b>

**W.S.U ANNUAL BUDGET**  
**102048 - Biological Sciences**  
**For Fiscal Year 2022**

Account Code	Position Number	Name or Account Description	Months	2022 Adopted	
				Budget FTE	Amount
<b>Total Salaries and Fringe Benefits by Fund</b>					
A0003		GU State General Fund		10.50	978,710
A2000		GU General Fees Fund		8.37	762,844
D11353		RU Biology Salaries		0.63	47,344
D11360		RU Biology Lab Fees		-	32,716
<b>Total Salaries and Fringe Benefits</b>				<b>19.50</b>	<b>1,821,614</b>
<b>OTHER OPERATING EXPENDITURES (OOE)</b>					
		7C Contractual Services			33,544
		7F Commodities			67,334
		7H Capital Outlay			15,000
<b>Total OOE</b>					<b>115,878</b>
<b>Total OOE by Fund</b>					
A2000		GU General Fees Fund			69,748
D10160		RU Biological Sciences			10,830
D11360		RU Biology Lab Fees			35,300
<b>Total OOE by Fund</b>					<b>115,878</b>
<b>Total FTE and Expenditures</b>				<b>19.50</b>	<b>1,937,492</b>
<b>Total FTE and Expenditures by Fund</b>					
A0003		GU State General Fund		10.50	978,710
A2000		GU General Fees Fund		8.37	832,592
D10160		RU Biological Sciences		-	10,830
D11353		RU Biology Salaries		0.63	47,344
D11360		RU Biology Lab Fees		-	68,016
<b>Total FTE and Expenditures by Fund</b>				<b>19.50</b>	<b>1,937,492</b>



**W.S.U ANNUAL BUDGET**  
**102049 - Chemistry**  
**For Fiscal Year 2022**

Account Code	Position Number	Name or Account Description	Months	2022 Adopted	
				Budget FTE	Amount
<b>USS SALARIES</b>					
<b>1000 USS Salaries-Permanent</b>					
<b>Total USS Salaries</b>				-	-
<b>Total USS Salaries by Fund</b>					
A0003		GU State General Fund		-	-
<b>Total USS Salaries by Fund</b>				-	-
<b>UNCLASSIFIED SALARIES</b>					
<b>1100 Unclassified Salaries-Permanent (Including 1105 - Stipend)</b>					
993533		Assistant Professor of Chemistry Wu, Haifan	9	1.00	68,000
995400		Senior Administrative Assistant Vacant		1.00	39,541
997719		WSU Foundation Distinguished Professor of Chemistry Groutas, William <i>\$29,200 of this position is funded from restricted use sources.</i>	9	1.00	187,721
997722		Instrumentation Manager Langenwalter, Kevin	12	1.00	60,989
997848		Associate Professor Beck, Moriah	9	1.00	72,729
998118		Associate Professor & Undergraduate Coordinator Bann, James	9	1.00	80,646
998180		Associate Professor Gong, Maojun	9	1.00	71,570
998219		Associate Professor Mitchell-Koch, Katie	9	1.00	71,828
998221		Teaching Professor Alliston, Kevin	9	1.00	46,902
998222		Professor Wimalasena, Kandatege	9	1.00	111,747
998225		Assistant Professor Wang, Jian	9	1.00	66,000
998226		Professor and Graduate Coordinator Burns, Dennis	9	1.00	114,587
998228		Associate Professor Shvartsburg, Alexandre	9	1.00	69,727
998953		Laboratory Educational Technician			

**W.S.U ANNUAL BUDGET**  
**102049 - Chemistry**  
**For Fiscal Year 2022**

Account Code	Position Number	Name or Account Description	Months	2022 Adopted	
				Budget FTE	Amount
		McCoy, Susan	12	1.00	40,165
	998970	Laboratory Educational Technician Cambridge, Mary	12	1.00	38,522
	999853	Administrative Specialist Webster, Margene	12	1.00	41,538
	999854	Department Chair & Associate Professor English, Douglas	12	1.00	101,093
<b>Total Unclassified Salaries</b>				<b>17.00</b>	<b>1,283,304</b>
<b>Total Unclassified Salaries by Fund</b>					
	A0003	GU State General Fund		4.00	211,245
	A2000	GU General Fees Fund		12.84	1,042,858
	D11594	RU Chemistry Talaty Endowed Prof		0.16	29,200
<b>Total Unclassified Salaries by Fund</b>				<b>17.00</b>	<b>1,283,304</b>
<b>STUDENT ASSISTANTS AND BENEFITS</b>					
	1200	Student Salaries-Regular			22,625
	1690	Shrinkage			(37,327)
	1760	State Leave Pymt Assessment			8,634
	1810	KPERS Retirement			11,281
	1830	Regents Retirement			98,921
	1850	TIAA Disability			12,841
	1911	Medicare			18,297
	1912	OASDI			75,413
	1750	Dependent Health Insurance			25,938
	1950	Single Group Health Insurance			125,396
	1970	Workers Compensation			4,035
	1980	Unemployment Compensation			1,037
<b>Total Students and Fringe Benefits</b>					<b>367,091</b>
<b>Total Students and Fringe Benefits by Fund</b>					
	A0003	GU State General Fund			76,473
	A2000	GU General Fees Fund			268,781
	D10161	RU Chemistry			15,158
	D11594	RU Chemistry Talaty Endowed Prof			6,680
<b>Total Students and Fringe Benefits</b>					<b>367,091</b>
<b>Total Salaries and Fringe Benefits</b>				<b>17.00</b>	<b>1,650,395</b>
<b>Total Salaries and Fringe Benefits by Fund</b>					
	A0003	GU State General Fund		4.00	287,718
	A2000	GU General Fees Fund		12.84	1,311,639
	D10161	RU Chemistry		-	15,158
	D11594	RU Chemistry Talaty Endowed Prof		0.16	35,880
<b>Total Salaries and Fringe Benefits</b>				<b>17.00</b>	<b>1,650,395</b>
<b>OTHER OPERATING EXPENDITURES (OOE)</b>					
	7C	Contractual Services			36,785
	7F	Commodities			138,070
	7H	Capital Outlay			21,500
	7L	Grants Claims & Shared Revenue			6,000
<b>Total OOE</b>					<b>202,355</b>

**W.S.U ANNUAL BUDGET**  
**102049 - Chemistry**  
**For Fiscal Year 2022**

Account Code	Position Number	Name or Account Description	Months	2022 Adopted	
				Budget FTE	Amount
<b>Total OOE by Fund</b>					
A2000		GU General Fees Fund			113,006
D10161		RU Chemistry			89,349
<b>Total OOE by Fund</b>					<b>202,355</b>
<b>Total FTE and Expenditures</b>				<b>17.00</b>	<b>1,852,750</b>
<b>Total FTE and Expenditures by Fund</b>					
A0003		GU State General Fund		4.00	287,718
A2000		GU General Fees Fund		12.84	1,424,645
D10161		RU Chemistry		-	104,507
D11594		RU Chemistry Talaty Endowed Prof		0.16	35,880
<b>Total FTE and Expenditures by Fund</b>				<b>17.00</b>	<b>1,852,750</b>

**W.S.U ANNUAL BUDGET**  
**102050 - English**  
**For Fiscal Year 2022**

Account Code	Position Number	Name or Account Description	Months	2022 Adopted	
				Budget FTE	Amount
<b>USS SALARIES</b>					
<b>1000 USS Salaries-Permanent</b>					
<b>Total USS Salaries</b>				-	-
<b>Total USS Salaries by Fund</b>					
<b>Total USS Salaries by Fund</b>				-	-
<b>UNCLASSIFIED SALARIES</b>					
<b>1100 Unclassified Salaries-Permanent (Including 1105 - Stipend)</b>					
993094	M V Hughes Distinguished Professor Waters, Mary		9	1.00	92,170
	<i>\$14,000 of this position is funded from restricted use sources.</i>				
994192	Assistant Teaching Professor Vacant			1.00	46,447
997095	Associate Professor and Graduate Studies Coordinator Bechtold, Rebecca		9	1.00	61,745
998166	Assistant Professor Menon, Mythili		9	1.00	55,761
998186	Associate Professor Boynton, Thomas		9	1.00	59,409
998191	Associate Professor & Creative Writing Director Taylor, Samuel		9	1.00	61,761
998194	Associate Professor Dawe, Margaret		9	1.00	74,573
998195	Assistant Professor of English Lanning, Katherine		9	1.00	53,744
998197	Associate Professor and Director of the Writing Program DeFrain, Darren		10	1.00	71,645
998198	Associate Teaching Professor & Assistant Director of the Writing Program Dickison, Carrie		12	1.00	50,591
	<i>\$31,834 of this position is funded from restricted use sources.</i>				
998205	Associate Professor and Undergraduate Studies Coordinator Connor, Francis		9	1.00	61,684
998208	Teaching Professor & Writing Center Director Jones, Kerry		9	1.00	47,629
998211	Chair and Associate Professor Griffith, Jean		9	1.00	70,515

**W.S.U ANNUAL BUDGET**  
**102050 - English**  
**For Fiscal Year 2022**

Account Code	Position Number	Name or Account Description	Months	2022 Adopted	
				Budget FTE	Amount
	998503	Assistant Teaching Professor DeFrain, Melinda	9	1.00	40,000
	998837	Office Coordinator Pereski, Nakita	12	1.00	39,000
	999071	Assistant Professor of English in Creative Writing Vacant		1.00	53,892
1110	Uncl-Salaries-Seasonal and Temp				9,000
<b>Total Unclassified Salaries</b>				<b>16.00</b>	<b>949,566</b>
<b>Total Unclassified Salaries by Fund</b>					
A0003	GU State General Fund			5.00	288,294
A2000	GU General Fees Fund			10.22	615,438
D10162	RU English			0.15	14,000
D11148	RU English Online Learning			0.63	31,834
<b>Total Unclassified Salaries by Fund</b>				<b>16.00</b>	<b>949,566</b>
<b>STUDENT ASSISTANTS AND BENEFITS</b>					
1200	Student Salaries-Regular				7,665
1690	Shrinkage				(27,290)
1760	State Leave Pymt Assessment				6,330
1830	Regents Retirement				71,428
1850	TIAA Disability				9,413
1911	Medicare				13,242
1912	OASDI				56,586
1750	Dependent Health Insurance				29,644
1950	Single Group Health Insurance				109,724
1970	Workers Compensation				2,961
1980	Unemployment Compensation				748
<b>Total Students and Fringe Benefits</b>					<b>280,451</b>
<b>Total Students and Fringe Benefits by Fund</b>					
A0003	GU State General Fund				91,790
A2000	GU General Fees Fund				173,748
D10162	RU English				4,238
D11148	RU English Online Learning				10,675
<b>Total Students and Fringe Benefits</b>					<b>280,451</b>
<b>Total Salaries and Fringe Benefits</b>				<b>16.00</b>	<b>1,230,017</b>
<b>Total Salaries and Fringe Benefits by Fund</b>					
A0003	GU State General Fund			5.00	380,084
A2000	GU General Fees Fund			10.22	789,186
D10162	RU English			0.15	18,238
D11148	RU English Online Learning			0.63	42,509
<b>Total Salaries and Fringe Benefits</b>				<b>16.00</b>	<b>1,230,017</b>
<b>OTHER OPERATING EXPENDITURES (OOE)</b>					
7C	Contractual Services				14,856
7F	Commodities				3,180
7H	Capital Outlay				2,200
<b>Total OOE</b>					<b>20,236</b>
<b>Total OOE by Fund</b>					
A2000	GU General Fees Fund				15,616

**W.S.U ANNUAL BUDGET  
102050 - English  
For Fiscal Year 2022**

Account Code	Position Number	Name or Account Description	Months	2022 Adopted	
				Budget FTE	Amount
	D10162	RU English			4,620
		<b>Total OOE by Fund</b>			<b>20,236</b>
		<b>Total FTE and Expenditures</b>		<b>16.00</b>	<b>1,250,253</b>
<b>Total FTE and Expenditures by Fund</b>					
A0003		GU State General Fund		5.00	380,084
A2000		GU General Fees Fund		10.22	804,802
D10162		RU English		0.15	22,858
D11148		RU English Online Learning		0.63	42,509
		<b>Total FTE and Expenditures by Fund</b>		<b>16.00</b>	<b>1,250,253</b>

**W.S.U ANNUAL BUDGET**  
**102052 - Geology**  
**For Fiscal Year 2022**

Account Code	Position Number	Name or Account Description	Months	2022 Adopted	
				Budget FTE	Amount
<b>USS SALARIES</b>					
<b>1000 USS Salaries-Permanent</b>					
	999849	Senior Admin Assistant Smith, Kevin	12	1.00	37,336
<b>Total USS Salaries</b>				<b>1.00</b>	<b>37,336</b>
<b>Total USS Salaries by Fund</b>					
	A0003	GU State General Fund		1.00	37,336
<b>Total USS Salaries by Fund</b>				<b>1.00</b>	<b>37,336</b>
<b>UNCLASSIFIED SALARIES</b>					
<b>1100 Unclassified Salaries-Permanent (Including 1105 - Stipend)</b>					
	994363	Assistant Professor (Environmental Geoscience) Demissie, Zelalem	9	1.00	57,000
	995226	Abercrombie Distinguished Executive in Residence in Geology Doyle, Kevin	9	0.50	31,212
	997392	Professor Bischoff, William	9	1.00	156,352
	997718	Associate Professor Burke, Collette	9	1.00	76,241
	997881	Chairperson and Associate Professor Parcell, William	10	1.00	80,580
	998182	Associate Professor Swindle, Andrew	9	1.00	66,596
<b>Total Unclassified Salaries</b>				<b>5.50</b>	<b>467,981</b>
<b>Total Unclassified Salaries by Fund</b>					
	A0003	GU State General Fund		1.00	156,352
	A2000	GU General Fees Fund		4.50	311,629
<b>Total Unclassified Salaries by Fund</b>				<b>5.50</b>	<b>467,981</b>
<b>STUDENT ASSISTANTS AND BENEFITS</b>					
	1690	Shrinkage			(14,969)
	1760	State Leave Pymt Assessment			3,340
	1810	KPERS Retirement			5,261
	1830	Regents Retirement			39,782
	1850	TIAA Disability			5,056
	1911	Medicare			7,255
	1912	OASDI			30,236
	1750	Dependent Health Insurance			11,117
	1950	Single Group Health Insurance			47,024
	1970	Workers Compensation			1,560
	1980	Unemployment Compensation			405
<b>Total Students and Fringe Benefits</b>					<b>136,067</b>
<b>Total Students and Fringe Benefits by Fund</b>					
	A0003	GU State General Fund			46,466

**W.S.U ANNUAL BUDGET**  
**102052 - Geology**  
**For Fiscal Year 2022**

Account Code	Position Number	Name or Account Description	Months	2022 Adopted	
				Budget FTE	Amount
	A2000	GU General Fees Fund			89,601
		<b>Total Students and Fringe Benefits</b>			<b>136,067</b>
		<b>Total Salaries and Fringe Benefits</b>		<b>6.50</b>	<b>641,384</b>
<b>Total Salaries and Fringe Benefits by Fund</b>					
	A0003	GU State General Fund		2.00	240,154
	A2000	GU General Fees Fund		4.50	401,230
		<b>Total Salaries and Fringe Benefits</b>		<b>6.50</b>	<b>641,384</b>
<b>OTHER OPERATING EXPENDITURES (OOE)</b>					
	7C	Contractual Services			10,700
	7F	Commodities			10,000
	7H	Capital Outlay			2,855
		<b>Total OOE</b>			<b>23,555</b>
<b>Total OOE by Fund</b>					
	A2000	GU General Fees Fund			23,255
	D10163	RU Geology			300
		<b>Total OOE by Fund</b>			<b>23,555</b>
		<b>Total FTE and Expenditures</b>		<b>6.50</b>	<b>664,939</b>
<b>Total FTE and Expenditures by Fund</b>					
	A0003	GU State General Fund		2.00	240,154
	A2000	GU General Fees Fund		4.50	424,485
	D10163	RU Geology		-	300
		<b>Total FTE and Expenditures by Fund</b>		<b>6.50</b>	<b>664,939</b>



**W.S.U ANNUAL BUDGET**  
**102053 - Elliott School of Communication**  
**For Fiscal Year 2022**

Account Code	Position Number	Name or Account Description	Months	2022 Adopted	
				Budget FTE	Amount
<b>USS SALARIES</b>					
<b>1000 USS Salaries-Permanent</b>					
	999860	Senior Admin Assistant Vacant		1.00	35,485
<b>Total USS Salaries</b>				<b>1.00</b>	<b>35,485</b>
<b>Total USS Salaries by Fund</b>					
	A0003	GU State General Fund		1.00	35,485
<b>Total USS Salaries by Fund</b>				<b>1.00</b>	<b>35,485</b>
<b>UNCLASSIFIED SALARIES</b>					
<b>1100 Unclassified Salaries-Permanent (Including 1105 - Stipend)</b>					
	995102	Senior Educator Sipes, Sandra	9	1.00	46,765
	996388	Assistant Professor Xiao, Min	9	1.00	57,500
	997366	Senior Educator Vacant		1.00	57,500
	997603	Associate Professor and Graduate Coordinator Parcell, Lisa <i>\$2,750 of this position is funded from restricted use sources.</i>	9	1.00	80,531
	997655	Senior Lecturer of Integrated Marketing Communication McCullough, Madeline	9	1.00	49,925
	997770	Associate Professor Hager, Kevin	9	1.00	65,361
	998025	Senior Educator Wilson, Eric	9	1.00	53,575
	998039	KHF Distinguished Chair of the Elliott School & Teaching Professor Jarman, Jeffrey <i>\$49,995 of this position is funded from restricted use sources.</i>	12	1.00	116,008
	998088	Senior Educator DeVault, Amy	10	1.00	68,394
	998148	Associate Professor Close, Danny	9	1.00	33,154
	998149	Director of Debate Vacant		1.00	56,000
	998162	Betty and Oliver Elliott Professor of Communication Vacant <i>\$7,000 of this position is funded from restricted use sources.</i>	9	0.50	46,616

**W.S.U ANNUAL BUDGET**  
**102053 - Elliott School of Communication**  
**For Fiscal Year 2022**

Account Code	Position Number	Name or Account Description	Months	2022 Adopted	
				Budget FTE	Amount
	998842	Administrative Specialist Solano, Amy	12	1.00	32,198
	999035	Assistant Educator Newman, Jessica	9	1.00	47,705
	999064	Assistant Professor Tennant, James	9	1.00	56,840
1115		Unclassified Salaries-Add'l Comp			6,038
		<b>Total Unclassified Salaries</b>		<b>14.50</b>	<b>874,110</b>
<b>Total Unclassified Salaries by Fund</b>					
A0003		GU State General Fund		3.22	189,170
A2000		GU General Fees Fund		10.57	605,157
D11172		RU KHF Distinguished Professorship		0.43	49,995
D11316		RU ESC Stipends		0.03	8,788
D11317		RU ESC Faculty of Distinction		0.25	21,000
		<b>Total Unclassified Salaries by Fund</b>		<b>14.50</b>	<b>874,110</b>
<b>STUDENT ASSISTANTS AND BENEFITS</b>					
1200		Student Salaries-Regular			19,758
1690		Shrinkage			(24,174)
1760		State Leave Pymt Assessment			6,144
1810		KPERS Retirement			-
1830		Regents Retirement			64,660
1850		TIAA Disability			9,103
1911		Medicare			12,735
1912		OASDI			54,424
1750		Dependent Health Insurance			18,525
1950		Single Group Health Insurance			78,372
1970		Workers Compensation			2,877
1980		Unemployment Compensation			728
		<b>Total Students and Fringe Benefits</b>			<b>243,152</b>
<b>Total Students and Fringe Benefits by Fund</b>					
A0003		GU State General Fund			65,394
A2000		GU General Fees Fund			140,504
D11172		RU KHF Distinguished Professorship			9,099
D11316		RU ESC Stipends			1,868
D11317		RU ESC Faculty of Distinction			6,321
D11322		RU KHF Students			19,966
		<b>Total Students and Fringe Benefits</b>			<b>243,152</b>
<b>Total Salaries and Fringe Benefits</b>					
				<b>15.50</b>	<b>1,152,747</b>
<b>Total Salaries and Fringe Benefits by Fund</b>					
A0003		GU State General Fund		4.22	290,049
A2000		GU General Fees Fund		10.57	745,661
D11172		RU KHF Distinguished Professorship		0.43	59,094
D11316		RU ESC Stipends		0.03	10,656
D11317		RU ESC Faculty of Distinction		0.25	27,321
D11322		RU KHF Students		-	19,966
		<b>Total Salaries and Fringe Benefits</b>		<b>15.50</b>	<b>1,152,747</b>
<b>OTHER OPERATING EXPENDITURES (OOE)</b>					
7C		Contractual Services			40,136

**W.S.U ANNUAL BUDGET**  
**102053 - Elliott School of Communication**  
**For Fiscal Year 2022**

Account Code	Position Number	Name or Account Description	Months	2022 Adopted	
				Budget FTE	Amount
	7F	Commodities			14,722
	7H	Capital Outlay			19,500
	7Z	Transfers Out			1,000
<b>Total OOE</b>					<b>75,358</b>
<b>Total OOE by Fund</b>					
	A2000	GU General Fees Fund			21,108
	D10164	RU Elliott School of Communication			32,500
	D10746	RU AD ASTRA			1,750
	D10782	RU Communications Royalties			20,000
<b>Total OOE by Fund</b>					<b>75,358</b>
<b>Total FTE and Expenditures</b>				<b>15.50</b>	<b>1,228,105</b>
<b>Total FTE and Expenditures by Fund</b>					
	A0003	GU State General Fund		4.22	290,049
	A2000	GU General Fees Fund		10.57	766,769
	D10164	RU Elliott School of Communication		-	32,500
	D10746	RU AD ASTRA		-	1,750
	D10782	RU Communications Royalties		-	20,000
	D11172	RU KHF Distinguished Professorship		0.43	59,094
	D11316	RU ESC Stipends		0.03	10,656
	D11317	RU ESC Faculty of Distinction		0.25	27,321
	D11322	RU KHF Students		-	19,966
<b>Total FTE and Expenditures by Fund</b>				<b>15.50</b>	<b>1,228,105</b>

**W.S.U ANNUAL BUDGET  
102054 - History  
For Fiscal Year 2022**

Account Code	Position Number	Name or Account Description	Months	2022 Adopted	
				Budget FTE	Amount
<b>USS SALARIES</b>					
<b>1000 USS Salaries-Permanent</b>					
<b>Total USS Salaries</b>				-	-
<b>Total USS Salaries by Fund</b>					
A0003		GU State General Fund		-	-
<b>Total USS Salaries by Fund</b>				-	-
<b>UNCLASSIFIED SALARIES</b>					
<b>1100 Unclassified Salaries-Permanent (Including 1105 - Stipend)</b>					
994074		Associate Professor & Undergraduate Coordinator Hayton, Jeffrey	9	1.00	59,408
994212		Assistant Professor of History Ballout, Laila	9	1.00	52,000
997730		Associate Professor Torbenson, Craig	9	1.00	65,951
998041		Associate Professor Dehner, George	9	1.00	62,693
998117		Professor Owens, Robert	9	1.00	71,163
998152		Willard W. Garvey Distinguished Professor of Business History Weems, Robert <i>\$14,000 of this position is funded from restricted use sources.</i>	9	1.00	131,596
998154		Professor Dreifort, John	9	1.00	94,973
998158		Assistant Professor Hundley, Helen	9	1.00	61,997
998161		Professor Pickus, Keith	9	1.00	165,137
998163		Chairperson and Professor Price, Jay	9	1.00	82,582
998217		Associate Professor Lasine Thelle, Rannfrid <i>\$14,588 of this position is funded from restricted use sources.</i>	9	1.00	66,106
998566		Associate Professor and Graduate Coordinator Henry, Robin	9	1.00	62,610
999848		Administrative Specialist McKown, Janice	12	0.60	19,693

**W.S.U ANNUAL BUDGET**  
**102054 - History**  
**For Fiscal Year 2022**

Account Code	Position Number	Name or Account Description	Months	2022 Adopted	
				Budget FTE	Amount
1115		Unclassified Salaries-Add'l Comp			3,187
<b>Total Unclassified Salaries</b>				<b>12.60</b>	<b>999,096</b>
<b>Total Unclassified Salaries by Fund</b>					
A0003		GU State General Fund		2.49	232,262
A2000		GU General Fees Fund		9.78	735,169
D10165		RU History		0.11	17,077
D11570		RU Religion		0.22	14,588
<b>Total Unclassified Salaries by Fund</b>				<b>12.60</b>	<b>999,096</b>
<b>STUDENT ASSISTANTS AND BENEFITS</b>					
1690		Shrinkage			(28,978)
1760		State Leave Pymt Assessment			6,605
1830		Regents Retirement			84,929
1850		TIAA Disability			9,997
1911		Medicare			14,056
1912		OASDI			58,893
1750		Dependent Health Insurance			35,574
1950		Single Group Health Insurance			98,752
1970		Workers Compensation			3,090
1980		Unemployment Compensation			787
<b>Total Students and Fringe Benefits</b>					<b>283,705</b>
<b>Total Students and Fringe Benefits by Fund</b>					
A0003		GU State General Fund			63,629
A2000		GU General Fees Fund			210,575
D10165		RU History			4,296
D11570		RU Religion			5,205
<b>Total Students and Fringe Benefits</b>					<b>283,705</b>
<b>Total Salaries and Fringe Benefits</b>				<b>12.60</b>	<b>1,282,801</b>
<b>Total Salaries and Fringe Benefits by Fund</b>					
A0003		GU State General Fund		2.49	295,891
A2000		GU General Fees Fund		9.78	945,744
D10165		RU History		0.11	21,373
D11570		RU Religion		0.22	19,793
<b>Total Salaries and Fringe Benefits</b>				<b>12.60</b>	<b>1,282,801</b>
<b>OTHER OPERATING EXPENDITURES (OOE)</b>					
7C		Contractual Services			5,929
7F		Commodities			3,181
<b>Total OOE</b>					<b>9,110</b>
<b>Total OOE by Fund</b>					
A2000		GU General Fees Fund			7,579
D10165		RU History			1,531
<b>Total OOE by Fund</b>					<b>9,110</b>
<b>Total FTE and Expenditures</b>				<b>12.60</b>	<b>1,291,911</b>
<b>Total FTE and Expenditures by Fund</b>					
A0003		GU State General Fund		2.49	295,891
A2000		GU General Fees Fund		9.78	953,323
D10165		RU History		0.11	22,904
D11570		RU Religion		0.22	19,793
<b>Total FTE and Expenditures by Fund</b>				<b>12.60</b>	<b>1,291,911</b>

**W.S.U ANNUAL BUDGET**  
**102057 - Mathematics & Statistics**  
**For Fiscal Year 2022**

Account Code	Position Number	Name or Account Description	Months	2022 Adopted	
				Budget FTE	Amount
<b>USS SALARIES</b>					
<b>1000 USS Salaries-Permanent</b>					
	999845	Administrative Specialist Beek, Deana	12	1.00	35,485
	999846	Senior Admin Assistant Eck, Janise	12	1.00	31,450
<b>Total USS Salaries</b>				<b>2.00</b>	<b>66,934</b>
<b>Total USS Salaries by Fund</b>					
A0003		GU State General Fund		2.00	66,934
<b>Total USS Salaries by Fund</b>				<b>2.00</b>	<b>66,934</b>
<b>UNCLASSIFIED SALARIES</b>					
<b>1100 Unclassified Salaries-Permanent (Including 1105 - Stipend)</b>					
	994057	Elcrat Professor of Applied Mathematics Delillo, Thomas	9	1.00	94,855
	994082	Professor & Dir of Physics Meyer, Holger	9	1.00	75,224
	994428	Assistant Professor of Mathematics Liu, Yuan	9	1.00	73,000
	994432	Assistant Professor Vacant		1.00	72,000
	994433	Senior Administrative Assistant Adamek-Wallis, Connie	12	1.00	30,659
	994496	Assistant Professor Ambal, Kapildeb	9	1.00	63,000
	994714	Chair and Professor Sun, Ziqi	12	1.00	132,144
	996547	Assistant Professor Figy, Terrance	9	1.00	65,215
	997590	Professor Ma, Chunsheng	9	1.00	101,719
	997614	Associate Educator Heckman, Rachel	9	1.00	41,517
	997644	Instructor Echart, Alexandra	9	1.00	38,026
	997646	Professor Fridman, Buma	9	1.00	130,963
	997716	Senior Educator & Assistant to the Chair			

**W.S.U ANNUAL BUDGET**  
**102057 - Mathematics & Statistics**  
**For Fiscal Year 2022**

Account Code	Position Number	Name or Account Description	Months	2022 Adopted	
				Budget FTE	Amount
		Arrasmith, Mark	12	1.00	70,833
997723	Associate Professor	Taher, Syed	9	1.00	60,941
997745	Professor and Help Lab Coordinator	Ferguson, Jason	9	0.96	89,021
997779	Systems Manager	Vacant		1.00	29,994
997884	Associate Professor	Ho, Lop-Hing	9	1.00	70,100
997885	Instructor	Johnson, Paul	9	1.00	38,000
997900	Professor	Lu, Tianshi	9	1.00	88,465
998048	Senior Educator	Hammond, John	9	1.00	51,229
998102	Teaching Professor	Latioui, Foudil	9	1.00	47,650
998104	Professor	Hamdeh, Hussein	9	1.00	113,114
998108	Professor	Behrman, Elizabeth	9	1.00	106,641
998122	Senior Educator and Assistant to the Department Chair	Vacant		1.00	72,000
998124	Professor	Hu, Xiaomi	9	1.00	82,405
998125	Assistant Professor	Jaeger, Adam	9	1.00	70,981
998129	Associate Professor and College Algebra Program Director	Brady, Stephen	10	1.00	94,241
998130	Instructor	Vacant	9	1.00	38,026
998132	Professor	Bukhgeym, Alexander	9	1.00	109,689
998134	Associate Educator	Davis, Tinka	9	1.00	43,361

**W.S.U ANNUAL BUDGET**  
**102057 - Mathematics & Statistics**  
**For Fiscal Year 2022**

Account Code	Position Number	Name or Account Description	Months	2022 Adopted	
				Budget FTE	Amount
	998136	Professor Vacant		0.25	38,000
	998137	Associate Professor & Graduate Studies Coordinator Muether, Mathew	9	1.00	73,271
	998138	Professor Vacant	9	1.00	84,746
	998139	Assistant Professor Lin, Yueh-Ju	9	1.00	70,981
	998140	Assistant Professor Green, Christopher	9	1.00	73,000
	998142	Instructor Thompson, Nathan	9	1.00	38,026
	998143	Associate Professor and Grad Coordinator Jeffres, Thalia <i>\$3,000 of this position is funded from restricted use sources.</i>	9	1.00	85,350
	998146	Associate Educator of Physics Traverzo, Richard	9	1.00	41,637
	998247	Emylou Keith and Betty Dutcher Faculty of Distinction Endowed Professor Vacant <i>\$14,000 of this position is funded from restricted use sources.</i>		1.00	150,271
	998301	Professor Searle, Catherine	9	1.00	89,411
	998396	Professor Solomey, Nick	9	1.00	102,711
	998397	Associate Teaching Professor/Director of Online Education Ingle, William	12	1.00	53,529
	999067	Administrative Assistant Vacant		1.00	29,120
1110	Uncl-Salaries-Seasonal and Temp				-
	<b>Total Unclassified Salaries</b>			<b>42.21</b>	<b>3,125,066</b>
<b>Total Unclassified Salaries by Fund</b>					
A0003	GU State General Fund			14.96	1,006,497
A2000	GU General Fees Fund			27.12	2,101,569
D10166	RU Mathematics and Statistics			0.13	17,000
	<b>Total Unclassified Salaries by Fund</b>			<b>42.21</b>	<b>3,125,066</b>
<b>STUDENT ASSISTANTS AND BENEFITS</b>					
1200	Student Salaries-Regular				8,658
1690	Shrinkage				(93,110)



**W.S.U ANNUAL BUDGET**  
**102057 - Mathematics & Statistics**  
**For Fiscal Year 2022**

Account Code	Position Number	Name or Account Description	Months	2022 Adopted	
				Budget FTE	Amount
1760		State Leave Pymt Assessment			21,150
1810		KPERS Retirement			9,432
1830		Regents Retirement			224,783
1850		TIAA Disability			31,941
1911		Medicare			45,207
1912		OASDI			192,861
1750		Dependent Health Insurance			73,945
1950		Single Group Health Insurance			289,637
1970		Workers Compensation			9,887
1980		Unemployment Compensation			2,523
<b>Total Students and Fringe Benefits</b>					<b>816,914</b>
<b>Total Students and Fringe Benefits by Fund</b>					
A0003		GU State General Fund			307,022
A2000		GU General Fees Fund			507,609
D10166		RU Mathematics and Statistics			2,283
<b>Total Students and Fringe Benefits</b>					<b>816,914</b>
<b>Total Salaries and Fringe Benefits</b>				<b>44.21</b>	<b>4,008,914</b>
<b>Total Salaries and Fringe Benefits by Fund</b>					
A0003		GU State General Fund		16.96	1,380,453
A2000		GU General Fees Fund		27.12	2,609,178
D10166		RU Mathematics and Statistics		0.13	19,283
<b>Total Salaries and Fringe Benefits</b>				<b>44.21</b>	<b>4,008,914</b>
<b>OTHER OPERATING EXPENDITURES (OOE)</b>					
7C		Contractual Services			23,212
7F		Commodities			19,371
7H		Capital Outlay			3,000
<b>Total OOE</b>					<b>45,583</b>
<b>Total OOE by Fund</b>					
A2000		GU General Fees Fund			38,815
D10166		RU Mathematics and Statistics			6,768
<b>Total OOE by Fund</b>					<b>45,583</b>
<b>Total FTE and Expenditures</b>				<b>44.21</b>	<b>4,054,497</b>
<b>Total FTE and Expenditures by Fund</b>					
A0003		GU State General Fund		16.96	1,380,453
A2000		GU General Fees Fund		27.12	2,647,993
D10166		RU Mathematics and Statistics		0.13	26,051
<b>Total FTE and Expenditures by Fund</b>				<b>44.21</b>	<b>4,054,497</b>

**W.S.U ANNUAL BUDGET**  
**102059 - Physics**  
**For Fiscal Year 2022**

Account Code	Position Number	Name or Account Description	Months	2022 Adopted	
				Budget FTE	Amount
<b>USS SALARIES</b>					
<b>1000 USS Salaries-Permanent</b>					
<b>Total USS Salaries</b>				-	-
<b>Total USS Salaries by Fund</b>					
<b>Total USS Salaries by Fund</b>				-	-
<b>UNCLASSIFIED SALARIES</b>					
<b>1100 Unclassified Salaries-Permanent (Including 1105 - Stipend)</b>					
	997745	Professor and Help Lab Coordinator Ferguson, Jason	9	0.04	4,000
<i>This position is fully funded from restricted use sources.</i>					
<b>Total Unclassified Salaries</b>				<b>0.04</b>	<b>4,000</b>
<b>Total Unclassified Salaries by Fund</b>					
	D10168	RU Physics		0.04	4,000
<b>Total Unclassified Salaries by Fund</b>				<b>0.04</b>	<b>4,000</b>
<b>STUDENT ASSISTANTS AND BENEFITS</b>					
	1760	State Leave Pymt Assessment			27
	1830	Regents Retirement			340
	1850	TIAA Disability			40
	1911	Medicare			55
	1912	OASDI			235
	1750	Dependent Health Insurance			160
	1950	Single Group Health Insurance			337
	1970	Workers Compensation			13
	1980	Unemployment Compensation			4
<b>Total Students and Fringe Benefits</b>					<b>1,211</b>
<b>Total Students and Fringe Benefits by Fund</b>					
	D10168	RU Physics			1,211
<b>Total Students and Fringe Benefits</b>					<b>1,211</b>
<b>Total Salaries and Fringe Benefits</b>				<b>0.04</b>	<b>5,211</b>
<b>Total Salaries and Fringe Benefits by Fund</b>					
	D10168	RU Physics		0.04	5,211
<b>Total Salaries and Fringe Benefits</b>				<b>0.04</b>	<b>5,211</b>
<b>OTHER OPERATING EXPENDITURES (OOE)</b>					
	7C	Contractual Services			17,299
	7F	Commodities			11,522
	7H	Capital Outlay			1,000
<b>Total OOE</b>					<b>29,821</b>
<b>Total OOE by Fund</b>					
	A2000	GU General Fees Fund			24,321
	D10168	RU Physics			5,500
<b>Total OOE by Fund</b>					<b>29,821</b>
<b>Total FTE and Expenditures</b>				<b>0.04</b>	<b>35,032</b>
<b>Total FTE and Expenditures by Fund</b>					

**W.S.U ANNUAL BUDGET**  
**102059 - Physics**  
**For Fiscal Year 2022**

Account Code	Position Number	Name or Account Description	Months	2022 Adopted	
				Budget FTE	Amount
A2000		GU General Fees Fund		-	24,321
D10168		RU Physics		0.04	10,711
<b>Total FTE and Expenditures by Fund</b>				<b>0.04</b>	<b>35,032</b>

**W.S.U ANNUAL BUDGET  
102060 - Political Science  
For Fiscal Year 2022**

Account Code	Position Number	Name or Account Description	Months	2022 Adopted	
				Budget FTE	Amount
<b>USS SALARIES</b>					
<b>1000 USS Salaries-Permanent</b>					
	999839	Senior Admin Assistant Wood, Lisa	12	1.00	30,659
<b>Total USS Salaries</b>				<b>1.00</b>	<b>30,659</b>
<b>Total USS Salaries by Fund</b>					
	A0003	GU State General Fund		1.00	30,659
<b>Total USS Salaries by Fund</b>				<b>1.00</b>	<b>30,659</b>
<b>UNCLASSIFIED SALARIES</b>					
<b>1100 Unclassified Salaries-Permanent (Including 1105 - Stipend)</b>					
	997756	Associate Professor Chang, Doris	9	1.00	64,907
	998096	Chair and Associate Professor Allen, Neal	9	1.00	69,710
	998159	Full Professor Azpuru, Dinorah	9	1.00	79,376
	998473	Assistant Professor and Undergraduate Coordinator Middlewood, Alexandra	9	1.00	57,000
	998478	Associate Professor Hall, Michael	9	1.00	71,504
	998944	Assistant Professor Amos, Brian	9	1.00	57,000
<b>Total Unclassified Salaries</b>				<b>6.00</b>	<b>399,497</b>
<b>Total Unclassified Salaries by Fund</b>					
	A0003	GU State General Fund		2.00	150,880
	A2000	GU General Fees Fund		4.00	248,617
<b>Total Unclassified Salaries by Fund</b>				<b>6.00</b>	<b>399,497</b>
<b>STUDENT ASSISTANTS AND BENEFITS</b>					
	1690	Shrinkage			(13,242)
	1760	State Leave Pymt Assessment			2,843
	1810	KPERS Retirement			4,320
	1830	Regents Retirement			33,960
	1850	TIAA Disability			4,305
	1911	Medicare			5,688
	1912	OASDI			24,296
	1750	Dependent Health Insurance			18,526
	1950	Single Group Health Insurance			54,861
	1970	Workers Compensation			1,331
	1980	Unemployment Compensation			318
<b>Total Students and Fringe Benefits</b>					<b>137,206</b>
<b>Total Students and Fringe Benefits by Fund</b>					
	A0003	GU State General Fund			62,026

**W.S.U ANNUAL BUDGET  
102060 - Political Science  
For Fiscal Year 2022**

Account Code	Position Number	Name or Account Description	Months	2022 Adopted	
				Budget FTE	Amount
	A2000	GU General Fees Fund			75,180
		<b>Total Students and Fringe Benefits</b>			<b>137,206</b>
		<b>Total Salaries and Fringe Benefits</b>		<b>7.00</b>	<b>567,362</b>
<b>Total Salaries and Fringe Benefits by Fund</b>					
	A0003	GU State General Fund		3.00	243,565
	A2000	GU General Fees Fund		4.00	323,797
		<b>Total Salaries and Fringe Benefits</b>		<b>7.00</b>	<b>567,362</b>
<b>OTHER OPERATING EXPENDITURES (OOE)</b>					
	7C	Contractual Services			4,926
	7F	Commodities			840
		<b>Total OOE</b>			<b>5,766</b>
<b>Total OOE by Fund</b>					
	A2000	GU General Fees Fund			5,766
		<b>Total OOE by Fund</b>			<b>5,766</b>
		<b>Total FTE and Expenditures</b>		<b>7.00</b>	<b>573,128</b>
<b>Total FTE and Expenditures by Fund</b>					
	A0003	GU State General Fund		3.00	243,565
	A2000	GU General Fees Fund		4.00	329,563
		<b>Total FTE and Expenditures by Fund</b>		<b>7.00</b>	<b>573,128</b>

**W.S.U ANNUAL BUDGET  
102061 - Psychology  
For Fiscal Year 2022**

Account Code	Position Number	Name or Account Description	Months	2022 Adopted	
				Budget FTE	Amount
<b>USS SALARIES</b>					
<b>1000 USS Salaries-Permanent</b>					
<b>Total USS Salaries</b>				-	-
<b>Total USS Salaries by Fund</b>					
<b>Total USS Salaries by Fund</b>				-	-
<b>UNCLASSIFIED SALARIES</b>					
<b>1100 Unclassified Salaries-Permanent (Including 1105 - Stipend)</b>					
994028		Administrative Specialist Vacant		1.00	39,354
994251		Assistant Professor in Community Goodman-Williams, Rachael	9	1.00	68,000
995354		Assistant Professor/CNAP Kline, Lisa	9	1.00	68,000
997668		Chairperson and Professor Lewis, Rhonda	12	1.00	114,410
997773		Assistant Professor Slade, Samantha	9	1.00	67,500
997829		Assistant Professor Demers, Jennifer	9	1.00	67,500
997949		Professor Burdsal, Charles	10	0.50	60,057
998076		Associate Professor Suss, Joel	9	1.00	73,422
998077		Carl and Rozina Cassat Professorship in Aging, Director of the Regional Institute on Aging, & Professor Baldwin, Carryl <i>\$21,301 of this position is funded from restricted use sources.</i>	9	1.00	150,000
998084		Associate Professor Ni, Rui	9	1.00	72,647
998114		Associate Professor & Graduate Coordinator Clark, Charles	9	1.00	75,422
998171		Psychology Clinic Director Marvin, Christina	12	1.00	73,468
998216		Director of Clinical Training and Professor Zettle, Robert	10	1.00	129,756

**W.S.U ANNUAL BUDGET**  
**102061 - Psychology**  
**For Fiscal Year 2022**

Account Code	Position Number	Name or Account Description	Months	2022 Adopted	
				Budget FTE	Amount
	998526	Assistant Professor Lei, Quan	9	1.00	70,000
	998570	Assistant Professor Santer, Rachel	9	1.00	67,500
<b>Total Unclassified Salaries</b>				<b>14.50</b>	<b>1,197,036</b>
<b>Total Unclassified Salaries by Fund</b>					
A0003		GU State General Fund		9.50	700,936
A2000		GU General Fees Fund		4.86	474,799
D10170		RU Psychology		0.14	21,301
<b>Total Unclassified Salaries by Fund</b>				<b>14.50</b>	<b>1,197,036</b>
<b>STUDENT ASSISTANTS AND BENEFITS</b>					
1200		Student Salaries-Regular			4,413
1690		Shrinkage			(34,217)
1760		State Leave Pymt Assessment			7,938
1810		KPERS Retirement			-
1830		Regents Retirement			98,408
1850		TIAA Disability			11,976
1911		Medicare			17,076
1912		OASDI			72,592
1750		Dependent Health Insurance			18,525
1950		Single Group Health Insurance			94,047
1970		Workers Compensation			3,709
1980		Unemployment Compensation			953
<b>Total Students and Fringe Benefits</b>					<b>295,420</b>
<b>Total Students and Fringe Benefits by Fund</b>					
A0003		GU State General Fund			181,195
A2000		GU General Fees Fund			109,297
D10170		RU Psychology			4,928
<b>Total Students and Fringe Benefits</b>					<b>295,420</b>
<b>Total Salaries and Fringe Benefits</b>				<b>14.50</b>	<b>1,492,456</b>
<b>Total Salaries and Fringe Benefits by Fund</b>					
A0003		GU State General Fund		9.50	882,131
A2000		GU General Fees Fund		4.86	584,096
D10170		RU Psychology		0.14	26,229
<b>Total Salaries and Fringe Benefits</b>				<b>14.50</b>	<b>1,492,456</b>
<b>OTHER OPERATING EXPENDITURES (OOE)</b>					
7C		Contractual Services			11,966
7F		Commodities			9,000
<b>Total OOE</b>					<b>20,966</b>
<b>Total OOE by Fund</b>					
A2000		GU General Fees Fund			15,068
D10170		RU Psychology			5,898
<b>Total OOE by Fund</b>					<b>20,966</b>
<b>Total FTE and Expenditures</b>				<b>14.50</b>	<b>1,513,422</b>
<b>Total FTE and Expenditures by Fund</b>					
A0003		GU State General Fund		9.50	882,131
A2000		GU General Fees Fund		4.86	599,164

**W.S.U ANNUAL BUDGET**  
**102061 - Psychology**  
**For Fiscal Year 2022**

Account Code	Position Number	Name or Account Description	Months	2022 Adopted	
				Budget FTE	Amount
D10170	RU	Psychology		0.14	32,127
<b>Total FTE and Expenditures by Fund</b>				<b>14.50</b>	<b>1,513,422</b>



**W.S.U ANNUAL BUDGET  
102062 - Philosophy  
For Fiscal Year 2022**

Account Code	Position Number	Name or Account Description	Months	2022 Adopted	
				Budget FTE	Amount
<b>USS SALARIES</b>					
<b>1000 USS Salaries-Permanent</b>					
<b>Total USS Salaries</b>				-	-
<b>Total USS Salaries by Fund</b>					
<b>Total USS Salaries by Fund</b>				-	-
<b>UNCLASSIFIED SALARIES</b>					
<b>1100 Unclassified Salaries-Permanent (Including 1105 - Stipend)</b>					
994852	Assistant Professor	Bondy, Patrick	9	1.00	51,977
994918	Assistant Professor	Schwartz, James	9	1.00	52,000
997457	Associate Professor and Undergraduate Coordinator	Hepburn, Brian	9	1.00	62,058
997631	Associate Professor and Director of Law 3 + 3 Program	Hershfield, Jeffrey	10	1.00	71,785
997697	Assistant Teaching Professor	Radebaugh, Day	9	0.75	50,388
998017	Fairmount Lecturer	Vacant		1.00	2,560
998111	Professor	Feleppa, Robert	9	1.00	78,567
998115	Associate Professor	Castro, Susan	9	1.00	62,420
998178	Associate Professor	Lu, Xiufen	9	1.00	60,283
998357	Curtis D. Gridley Distinguished Professor of History and Philosophy of Science	Sterrett, Susan	9	1.00	102,149
999848	Administrative Specialist	McKown, Janice	12	0.40	13,129
1130	Grad Assistants-Research				3,000
<b>Total Unclassified Salaries</b>				<b>10.15</b>	<b>610,316</b>
<b>Total Unclassified Salaries by Fund</b>					
A0003	GU State General Fund			7.15	490,698
A2000	GU General Fees Fund			3.00	116,618
D11649	RU Philosophy FOD Research			-	3,000
<b>Total Unclassified Salaries by Fund</b>				<b>10.15</b>	<b>610,316</b>

**W.S.U ANNUAL BUDGET**  
**102062 - Philosophy**  
**For Fiscal Year 2022**

Account Code	Position Number	Name or Account Description	Months	2022 Adopted	
				Budget FTE	Amount
<b>STUDENT ASSISTANTS AND BENEFITS</b>					
1200		Student Salaries-Regular			2,705
1690		Shrinkage			(18,068)
1760		State Leave Pymt Assessment			4,053
1830		Regents Retirement			46,103
1850		TIAA Disability			6,077
1911		Medicare			8,569
1912		OASDI			36,614
1750		Dependent Health Insurance			12,597
1950		Single Group Health Insurance			65,835
1970		Workers Compensation			1,898
1980		Unemployment Compensation			486
<b>Total Students and Fringe Benefits</b>					<b>166,869</b>
<b>Total Students and Fringe Benefits by Fund</b>					
A0003		GU State General Fund			133,766
A2000		GU General Fees Fund			33,070
D11649		RU Philosophy FOD Research			33
<b>Total Students and Fringe Benefits</b>					<b>166,869</b>
<b>Total Salaries and Fringe Benefits</b>				<b>10.15</b>	<b>777,185</b>
<b>Total Salaries and Fringe Benefits by Fund</b>					
A0003		GU State General Fund		7.15	624,464
A2000		GU General Fees Fund		3.00	149,688
D11649		RU Philosophy FOD Research		-	3,033
<b>Total Salaries and Fringe Benefits</b>				<b>10.15</b>	<b>777,185</b>
<b>OTHER OPERATING EXPENDITURES (OOE)</b>					
7C		Contractual Services			15,098
7F		Commodities			300
7H		Capital Outlay			1,200
<b>Total OOE</b>					<b>16,598</b>
<b>Total OOE by Fund</b>					
A2000		GU General Fees Fund			6,731
D10171		RU Philosophy			3,900
D11649		RU Philosophy FOD Research			5,967
<b>Total OOE by Fund</b>					<b>16,598</b>
<b>Total FTE and Expenditures</b>				<b>10.15</b>	<b>793,783</b>
<b>Total FTE and Expenditures by Fund</b>					
A0003		GU State General Fund		7.15	624,464
A2000		GU General Fees Fund		3.00	156,419
D10171		RU Philosophy		-	3,900
D11649		RU Philosophy FOD Research		-	9,000
<b>Total FTE and Expenditures by Fund</b>				<b>10.15</b>	<b>793,783</b>

**W.S.U ANNUAL BUDGET  
102063 - Sociology  
For Fiscal Year 2022**

Account Code	Position Number	Name or Account Description	Months	2022 Adopted	
				Budget FTE	Amount
<b>USS SALARIES</b>					
<b>1000 USS Salaries-Permanent</b>					
<b>Total USS Salaries</b>				-	-
<b>Total USS Salaries by Fund</b>					
<b>Total USS Salaries by Fund</b>				-	-
<b>UNCLASSIFIED SALARIES</b>					
<b>1100 Unclassified Salaries-Permanent (Including 1105 - Stipend)</b>					
993773		Associate Professor Koeber, Charles	9	1.00	101,148
996391		Associate Educator & Undergraduate Coordinator Simon, Jodie	9	1.00	48,761
997102		Associate Professor Billingham, Chase	9	1.00	59,222
997148		Associate Educator Small, Shirlene	9	1.00	46,093
998040		Associate Professor Vacant	9	1.00	55,000
998042		Professor Hill, Twyla	9	1.00	87,125
998051		Professor and Graduate Coordinator Pearson, Jennifer	9	1.00	74,856
998075		Associate Professor Vacant	9	1.00	64,943
998095		Associate Professor Hertzog, Jodie	9	1.00	68,120
998836		Senior Administrative Assistant Hobkirk, LaDawna	12	1.00	32,219
<b>Total Unclassified Salaries</b>				<b>10.00</b>	<b>637,487</b>
<b>Total Unclassified Salaries by Fund</b>					
A0003		GU State General Fund		7.00	483,411
A2000		GU General Fees Fund		3.00	154,076
<b>Total Unclassified Salaries by Fund</b>				<b>10.00</b>	<b>637,487</b>
<b>STUDENT ASSISTANTS AND BENEFITS</b>					
1690		Shrinkage			(19,218)
1760		State Leave Pymt Assessment			4,213
1830		Regents Retirement			49,156

**W.S.U ANNUAL BUDGET**  
**102063 - Sociology**  
**For Fiscal Year 2022**

Account Code	Position Number	Name or Account Description	Months	2022 Adopted	
				Budget FTE	Amount
1850	TIAA	Disability			6,380
1911	Medicare				9,435
1912	OASDI				40,326
1750	Dependent Health Insurance				14,822
1950	Single Group Health Insurance				78,372
1970	Workers Compensation				1,972
1980	Unemployment Compensation				526
<b>Total Students and Fringe Benefits</b>					<b>185,984</b>
<b>Total Students and Fringe Benefits by Fund</b>					
A0003	GU State General Fund				136,789
A2000	GU General Fees Fund				49,195
<b>Total Students and Fringe Benefits</b>					<b>185,984</b>
<b>Total Salaries and Fringe Benefits</b>				<b>10.00</b>	<b>823,471</b>
<b>Total Salaries and Fringe Benefits by Fund</b>					
A0003	GU State General Fund			7.00	620,200
A2000	GU General Fees Fund			3.00	203,271
<b>Total Salaries and Fringe Benefits</b>				<b>10.00</b>	<b>823,471</b>
<b>OTHER OPERATING EXPENDITURES (OOE)</b>					
7C	Contractual Services				9,812
7F	Commodities				3,197
7H	Capital Outlay				4,880
<b>Total OOE</b>					<b>17,889</b>
<b>Total OOE by Fund</b>					
A2000	GU General Fees Fund				11,889
D10172	RU Sociology				6,000
<b>Total OOE by Fund</b>					<b>17,889</b>
<b>Total FTE and Expenditures</b>				<b>10.00</b>	<b>841,360</b>
<b>Total FTE and Expenditures by Fund</b>					
A0003	GU State General Fund			7.00	620,200
A2000	GU General Fees Fund			3.00	215,160
D10172	RU Sociology			-	6,000
<b>Total FTE and Expenditures by Fund</b>				<b>10.00</b>	<b>841,360</b>

**W.S.U ANNUAL BUDGET**  
**102064 - Modern & Classical Lang & Lit**  
**For Fiscal Year 2022**

Account Code	Position Number	Name or Account Description	Months	2022 Adopted	
				Budget FTE	Amount
<b>USS SALARIES</b>					
<b>1000 USS Salaries-Permanent</b>					
<b>Total USS Salaries</b>				-	-
<b>Total USS Salaries by Fund</b>					
<b>Total USS Salaries by Fund</b>				-	-
<b>UNCLASSIFIED SALARIES</b>					
<b>1100 Unclassified Salaries-Permanent (Including 1105 - Stipend)</b>					
994297		Assistant Educator and Spanish Language Coordinator Scott, Colleen <i>This position is fully funded from restricted use sources.</i>	9	0.75	27,750
997648		Senior Educator Foster, Yumi	9	1.00	43,841
997845		Associate Professor Showstack, Rachel	9	1.00	59,212
997899		Fairmount Lecturer Jamkartanian, Sirana	9	1.00	38,650
997952		Associate Professor & Graduate Studies Coordinator Del Aguila, Rocio	9	1.00	60,858
998054		Assistant Professor Navarro-Serrano, Jose	9	1.00	58,498
998055		Instructor/Language Lab Director/Puebla Program Director Chavez, Cuitlahuac <i>\$2,500 of this position is funded from restricted use sources.</i>	9	1.00	38,158
998058		Associate Professor/Director of Foreign Language Teacher Education Roussel, Brigitte	9	1.00	76,950
998060		Administrative Specialist Ellenz, Melissa	12	1.00	40,019
998063		Chairperson and Professor Baldrige, Wilson	9	1.00	81,611
998072		Assistant Educator and MCLL UG Coordinator Henderson, Julie	9	1.00	37,650
998169		Assistant Professor of Spanish Fonfria-Perera, Daniel	9	1.00	50,000
1115		Unclassified Salaries-Add'l Comp			8,679
<b>Total Unclassified Salaries</b>				<b>11.75</b>	<b>621,876</b>
<b>Total Unclassified Salaries by Fund</b>					

**W.S.U ANNUAL BUDGET**  
**102064 - Modern & Classical Lang & Lit**  
**For Fiscal Year 2022**

Account Code	Position Number	Name or Account Description	Months	2022 Adopted	
				Budget FTE	Amount
	A0003	GU State General Fund		8.93	495,297
	A2000	GU General Fees Fund		2.00	87,650
	D10173	RU Modern & Classical Lang & Lit		0.82	38,929
		<b>Total Unclassified Salaries by Fund</b>		<b>11.75</b>	<b>621,876</b>
<b>STUDENT ASSISTANTS AND BENEFITS</b>					
	1690	Shrinkage			(17,964)
	1760	State Leave Pymt Assessment			4,115
	1810	KPERS Retirement			5,639
	1830	Regents Retirement			49,465
	1850	TIAA Disability			6,225
	1911	Medicare			8,908
	1912	OASDI			38,058
	1750	Dependent Health Insurance			11,115
	1950	Single Group Health Insurance			94,049
	1970	Workers Compensation			1,926
	1980	Unemployment Compensation			500
		<b>Total Students and Fringe Benefits</b>			<b>202,036</b>
		<b>Total Students and Fringe Benefits by Fund</b>			
	A0003	GU State General Fund			157,804
	A2000	GU General Fees Fund			28,788
	D10173	RU Modern & Classical Lang & Lit			15,444
		<b>Total Students and Fringe Benefits</b>			<b>202,036</b>
		<b>Total Salaries and Fringe Benefits</b>		<b>11.75</b>	<b>823,912</b>
		<b>Total Salaries and Fringe Benefits by Fund</b>			
	A0003	GU State General Fund		8.93	653,101
	A2000	GU General Fees Fund		2.00	116,438
	D10173	RU Modern & Classical Lang & Lit		0.82	54,373
		<b>Total Salaries and Fringe Benefits</b>		<b>11.75</b>	<b>823,912</b>
<b>OTHER OPERATING EXPENDITURES (OOE)</b>					
	7C	Contractual Services			2,416
	7F	Commodities			11,072
		<b>Total OOE</b>			<b>13,488</b>
		<b>Total OOE by Fund</b>			
	A2000	GU General Fees Fund			12,493
	D10173	RU Modern & Classical Lang & Lit			995
		<b>Total OOE by Fund</b>			<b>13,488</b>
		<b>Total FTE and Expenditures</b>		<b>11.75</b>	<b>837,400</b>
		<b>Total FTE and Expenditures by Fund</b>			
	A0003	GU State General Fund		8.93	653,101
	A2000	GU General Fees Fund		2.00	128,931
	D10173	RU Modern & Classical Lang & Lit		0.82	55,368
		<b>Total FTE and Expenditures by Fund</b>		<b>11.75</b>	<b>837,400</b>

**W.S.U ANNUAL BUDGET**  
**102068 - School of Criminal Justice**  
**For Fiscal Year 2022**

Account Code	Position Number	Name or Account Description	Months	2022 Adopted	
				Budget FTE	Amount
<b>USS SALARIES</b>					
<b>1000 USS Salaries-Permanent</b>					
<b>Total USS Salaries</b>				-	-
<b>Total USS Salaries by Fund</b>					
<b>Total USS Salaries by Fund</b>				-	-
<b>UNCLASSIFIED SALARIES</b>					
<b>1100 Unclassified Salaries-Permanent (Including 1105 - Stipend)</b>					
993276		Academic Program Specialist Martin, Rebecca	9	0.50	25,000
		<i>This position is fully funded from restricted use sources.</i>			
994022		Academic Coordinator, Director of MCJI Brewer, Kristin	12	1.00	50,503
994349		Assistant Teaching Professor Green, Sarah	9	1.00	55,000
994869		Director , School of Criminal Justice and Professor Bannister, Andra	12	1.00	139,487
		<i>\$8,000 of this position is funded from restricted use sources.</i>			
995122		Assistant Professor in Homeland Security Proctor, Patrick	9	1.00	57,000
		<i>This position is fully funded from restricted use sources.</i>			
996695		Professor Birzer, Michael	9	1.00	88,170
997758		Assistant Professor of Criminal Justice Vacant		1.00	22,521
997850		Professor Smith, Martha	9	1.00	80,554
997943		Associate Professor Suzuki, Yumi	9	1.00	61,934
998120		Forensic Science Program Coordinator and Instructor Klamm, David	9	0.75	51,527
		<i>This position is fully funded from restricted use sources.</i>			
998183		Associate Professor Yu, Sz De	9	1.00	61,901
999040		Homeland Security Program Coordinator and Instructor Hummell, Carl	9	0.50	25,375
		<i>This position is fully funded from restricted use sources.</i>			

**W.S.U ANNUAL BUDGET**  
**102068 - School of Criminal Justice**  
**For Fiscal Year 2022**

Account Code	Position Number	Name or Account Description	Months	2022 Adopted	
				Budget FTE	Amount
	999185	Administrative Assistant Senior Keckeisen, John	12	1.00	33,779
<b>Total Unclassified Salaries</b>				<b>11.75</b>	<b>752,751</b>
<b>Total Unclassified Salaries by Fund</b>					
A0003		GU State General Fund		5.94	420,840
A2000		GU General Fees Fund		3.00	165,009
D10175		RU School of Community Affairs		0.81	59,527
D11336		RU Crim. Justice Online Education		2.00	107,375
<b>Total Unclassified Salaries by Fund</b>				<b>11.75</b>	<b>752,751</b>
<b>STUDENT ASSISTANTS AND BENEFITS</b>					
1690		Shrinkage			(17,125)
1760		State Leave Pymt Assessment			4,974
1830		Regents Retirement			54,580
1850		TIAA Disability			7,533
1911		Medicare			10,687
1912		OASDI			45,668
1750		Dependent Health Insurance			14,821
1950		Single Group Health Insurance			62,697
1970		Workers Compensation			2,327
1980		Unemployment Compensation			597
<b>Total Students and Fringe Benefits</b>					<b>186,759</b>
<b>Total Students and Fringe Benefits by Fund</b>					
A0003		GU State General Fund			105,788
A2000		GU General Fees Fund			42,151
D10175		RU School of Community Affairs			19,274
D11336		RU Crim. Justice Online Education			19,546
<b>Total Students and Fringe Benefits</b>					<b>186,759</b>
<b>Total Salaries and Fringe Benefits</b>				<b>11.75</b>	<b>939,510</b>
<b>Total Salaries and Fringe Benefits by Fund</b>					
A0003		GU State General Fund		5.94	526,628
A2000		GU General Fees Fund		3.00	207,160
D10175		RU School of Community Affairs		0.81	78,801
D11336		RU Crim. Justice Online Education		2.00	126,921
<b>Total Salaries and Fringe Benefits</b>				<b>11.75</b>	<b>939,510</b>
<b>OTHER OPERATING EXPENDITURES (OOE)</b>					
7C		Contractual Services			56,664
7F		Commodities			3,386
<b>Total OOE</b>					<b>60,050</b>
<b>Total OOE by Fund</b>					
A2000		GU General Fees Fund			32,979
D10175		RU School of Community Affairs			2,071
D11372		RU Comm Affairs-Wichita PD Trainng			25,000
<b>Total OOE by Fund</b>					<b>60,050</b>
<b>Total FTE and Expenditures</b>				<b>11.75</b>	<b>999,560</b>
<b>Total FTE and Expenditures by Fund</b>					
A0003		GU State General Fund		5.94	526,628
A2000		GU General Fees Fund		3.00	240,139
D10175		RU School of Community Affairs		0.81	80,872



**W.S.U ANNUAL BUDGET**  
**102068 - School of Criminal Justice**  
**For Fiscal Year 2022**

Account Code	Position Number	Name or Account Description	Months	2022 Adopted	
				Budget FTE	Amount
D11336	RU	Crim. Justice Online Education		2.00	126,921
D11372	RU	Comm Affairs-Wichita PD Trainng		-	25,000
<b>Total FTE and Expenditures by Fund</b>				<b>11.75</b>	<b>999,560</b>

**W.S.U ANNUAL BUDGET**  
**102069 - Women's Studies & Religion**  
**For Fiscal Year 2022**

Account Code	Position Number	Name or Account Description	Months	2022 Adopted	
				Budget FTE	Amount
<b>USS SALARIES</b>					
<b>1000 USS Salaries-Permanent</b>					
<b>Total USS Salaries</b>				-	-
<b>Total USS Salaries by Fund</b>					
<b>Total USS Salaries by Fund</b>				-	-
<b>UNCLASSIFIED SALARIES</b>					
<b>1100 Unclassified Salaries-Permanent (Including 1105 - Stipend)</b>					
998090		Associate Professor Gordon, Deborah	9	1.00	70,127
998164		Chairperson and Professor Okafor, Chinyere	10	1.00	92,569
<b>Total Unclassified Salaries</b>				<b>2.00</b>	<b>162,696</b>
<b>Total Unclassified Salaries by Fund</b>					
A0003		GU State General Fund		2.00	162,696
A2000		GU General Fees Fund		-	-
<b>Total Unclassified Salaries by Fund</b>				<b>2.00</b>	<b>162,696</b>
<b>STUDENT ASSISTANTS AND BENEFITS</b>					
1210		Student Salaries-WS-WSU Match			133
1220		Student Sal-Workstudy Federal			394
1690		Shrinkage			(4,827)
1760		State Leave Pymt Assessment			1,079
1810		KPERS Retirement			-
1830		Regents Retirement			13,830
1850		TIAA Disability			1,628
1911		Medicare			2,331
1912		OASDI			9,963
1750		Dependent Health Insurance			3,706
1950		Single Group Health Insurance			15,675
1970		Workers Compensation			505
1980		Unemployment Compensation			132
<b>Total Students and Fringe Benefits</b>					<b>44,549</b>
<b>Total Students and Fringe Benefits by Fund</b>					
A0003		GU State General Fund			44,016
A2000		GU General Fees Fund			133
R40041		Federal Work Study Program			400
<b>Total Students and Fringe Benefits</b>					<b>44,549</b>
<b>Total Salaries and Fringe Benefits</b>				<b>2.00</b>	<b>207,245</b>
<b>Total Salaries and Fringe Benefits by Fund</b>					
A0003		GU State General Fund		2.00	206,712
A2000		GU General Fees Fund		-	133
R40041		Federal Work Study Program		-	400
<b>Total Salaries and Fringe Benefits</b>				<b>2.00</b>	<b>207,245</b>
<b>OTHER OPERATING EXPENDITURES (OE)</b>					

**W.S.U ANNUAL BUDGET**  
**102069 - Women's Studies & Religion**  
**For Fiscal Year 2022**

Account Code	Position Number	Name or Account Description	Months	2022 Adopted	
				Budget FTE	Amount
	7C	Contractual Services			5,820
	7F	Commodities			2,074
		<b>Total OOE</b>			<b>7,894</b>
<b>Total OOE by Fund</b>					
	A2000	GU General Fees Fund			6,744
	D10176	RU Women's Studies and Religion			1,150
		<b>Total OOE by Fund</b>			<b>7,894</b>
		<b>Total FTE and Expenditures</b>		<b>2.00</b>	<b>215,139</b>
<b>Total FTE and Expenditures by Fund</b>					
	A0003	GU State General Fund		2.00	206,712
	A2000	GU General Fees Fund		-	6,877
	D10176	RU Women's Studies and Religion		-	1,150
	R40041	Federal Work Study Program		-	400
		<b>Total FTE and Expenditures by Fund</b>		<b>2.00</b>	<b>215,139</b>

**W.S.U ANNUAL BUDGET  
102070 - Anthropology  
For Fiscal Year 2022**

Account Code	Position Number	Name or Account Description	Months	2022 Adopted	
				Budget FTE	Amount
<b>USS SALARIES</b>					
<b>1000 USS Salaries-Permanent</b>					
<b>Total USS Salaries</b>				-	-
<b>Total USS Salaries by Fund</b>					
<b>Total USS Salaries by Fund</b>				-	-
<b>UNCLASSIFIED SALARIES</b>					
<b>1100 Unclassified Salaries-Permanent (Including 1105 - Stipend)</b>					
994075		Assistant Professor (Sub-Discipline: Socio-Cultural) Saboo, Kartikeya	9	1.00	54,550
995040		Assistant Professor (Sub-Discipline: Archaeology) & Graduate Studies Coordinator Dozier, Crystal	9	1.00	66,568
996379		Assistant Professor (Sub-Discipline: Biological Anthropology) Dumouchel, Laurence	9	1.00	56,000
996764		Admin Assistant, Senior Vacant		1.00	31,949
997602		Chairperson and Professor Moore-Jansen, Peer	9	1.00	92,902
997634		Associate Professor Kreinath, Jens	9	1.00	59,121
997776		Professor Blakeslee, Donald	9	1.00	100,144
<b>Total Unclassified Salaries</b>				<b>7.00</b>	<b>461,234</b>
<b>Total Unclassified Salaries by Fund</b>					
A0003		GU State General Fund		7.00	461,234
<b>Total Unclassified Salaries by Fund</b>				<b>7.00</b>	<b>461,234</b>
<b>STUDENT ASSISTANTS AND BENEFITS</b>					
1200		Student Salaries-Regular			2,550
1210		Student Salaries-WS-WSU Match			333
1220		Student Sal-Workstudy Federal			989
1690		Shrinkage			(13,923)
1760		State Leave Pymt Assessment			3,077
1830		Regents Retirement			36,493
1850		TIAA Disability			4,616
1911		Medicare			6,595
1912		OASDI			28,183
1750		Dependent Health Insurance			18,526
1950		Single Group Health Insurance			47,024
1970		Workers Compensation			1,439

**W.S.U ANNUAL BUDGET  
102070 - Anthropology  
For Fiscal Year 2022**

Account Code	Position Number	Name or Account Description	Months	2022 Adopted	
				Budget FTE	Amount
1980		Unemployment Compensation			373
<b>Total Students and Fringe Benefits</b>					<b>136,275</b>
<b>Total Students and Fringe Benefits by Fund</b>					
A0003		GU State General Fund			135,274
R40041		Federal Work Study Program			1,001
<b>Total Students and Fringe Benefits</b>					<b>136,275</b>
<b>Total Salaries and Fringe Benefits</b>				<b>7.00</b>	<b>597,509</b>
<b>Total Salaries and Fringe Benefits by Fund</b>					
A0003		GU State General Fund		7.00	596,508
R40041		Federal Work Study Program		-	1,001
<b>Total Salaries and Fringe Benefits</b>				<b>7.00</b>	<b>597,509</b>
<b>OTHER OPERATING EXPENDITURES (OOE)</b>					
7C		Contractual Services			8,875
7F		Commodities			393
<b>Total OOE</b>					<b>9,268</b>
<b>Total OOE by Fund</b>					
A2000		GU General Fees Fund			9,268
<b>Total OOE by Fund</b>					<b>9,268</b>
<b>Total FTE and Expenditures</b>				<b>7.00</b>	<b>606,777</b>
<b>Total FTE and Expenditures by Fund</b>					
A0003		GU State General Fund		7.00	596,508
A2000		GU General Fees Fund		-	9,268
R40041		Federal Work Study Program		-	1,001
<b>Total FTE and Expenditures by Fund</b>				<b>7.00</b>	<b>606,777</b>

**W.S.U ANNUAL BUDGET**  
**102072 - Social Science Research Laboratory**  
**For Fiscal Year 2022**

Account Code	Position Number	Name or Account Description	Months	2022 Adopted	
				Budget FTE	Amount
<b>USS SALARIES</b>					
<b>1000 USS Salaries-Permanent</b>					
<b>Total USS Salaries</b>				-	-
<b>Total USS Salaries by Fund</b>					
<b>Total USS Salaries by Fund</b>				-	-
<b>UNCLASSIFIED SALARIES</b>					
<b>1100 Unclassified Salaries-Permanent (Including 1105 - Stipend)</b>					
997172		Assistant Director Glessner, Andrea	12	1.00	36,546
		<i>\$18,273 of this position is funded from restricted use sources.</i>			
998210		Director Burdsal, Charles	10	0.50	59,861
998420		Associate Director Ranney, Sandra	12	1.00	53,841
		<i>\$19,722 of this position is funded from restricted use sources.</i>			
<b>Total Unclassified Salaries</b>				<b>2.50</b>	<b>150,248</b>
<b>Total Unclassified Salaries by Fund</b>					
A0003		GU State General Fund		0.50	59,861
A2000		GU General Fees Fund		1.13	52,392
D10178		RU Social Science Research Lab		0.87	37,995
<b>Total Unclassified Salaries by Fund</b>				<b>2.50</b>	<b>150,248</b>
<b>STUDENT ASSISTANTS AND BENEFITS</b>					
1200		Student Salaries-Regular			3,838
1690		Shrinkage			(3,491)
1760		State Leave Pymt Assessment			1,021
1830		Regents Retirement			12,775
1850		TIAA Disability			1,505
1911		Medicare			2,170
1912		OASDI			9,278
1750		Dependent Health Insurance			3,705
1950		Single Group Health Insurance			15,675
1970		Workers Compensation			478
1980		Unemployment Compensation			125
<b>Total Students and Fringe Benefits</b>					<b>47,079</b>
<b>Total Students and Fringe Benefits by Fund</b>					
A0003		GU State General Fund			24,354
A2000		GU General Fees Fund			12,951
D10178		RU Social Science Research Lab			9,774
<b>Total Students and Fringe Benefits</b>					<b>47,079</b>
<b>Total Salaries and Fringe Benefits</b>				<b>2.50</b>	<b>197,327</b>
<b>Total Salaries and Fringe Benefits by Fund</b>					
A0003		GU State General Fund		0.50	84,215

**W.S.U ANNUAL BUDGET**  
**102072 - Social Science Research Laboratory**  
**For Fiscal Year 2022**

Account Code	Position Number	Name or Account Description	Months	2022 Adopted	
				Budget FTE	Amount
A2000		GU General Fees Fund		1.13	65,343
D10178		RU Social Science Research Lab		0.87	47,769
<b>Total Salaries and Fringe Benefits</b>				<b>2.50</b>	<b>197,327</b>
<b>OTHER OPERATING EXPENDITURES (OOE)</b>					
7C Contractual Services					16,775
7F Commodities					15,294
<b>Total OOE</b>					<b>32,069</b>
<b>Total OOE by Fund</b>					
A2000		GU General Fees Fund			30,351
D10178		RU Social Science Research Lab			1,718
<b>Total OOE by Fund</b>					<b>32,069</b>
<b>Total FTE and Expenditures</b>				<b>2.50</b>	<b>229,396</b>
<b>Total FTE and Expenditures by Fund</b>					
A0003		GU State General Fund		0.50	84,215
A2000		GU General Fees Fund		1.13	95,694
D10178		RU Social Science Research Lab		0.87	49,487
<b>Total FTE and Expenditures by Fund</b>				<b>2.50</b>	<b>229,396</b>

**W.S.U ANNUAL BUDGET  
102080 - School of Social Work  
For Fiscal Year 2022**

Account Code	Position Number	Name or Account Description	Months	2022 Adopted	
				Budget FTE	Amount
<b>USS SALARIES</b>					
<b>1000 USS Salaries-Permanent</b>					
	999665	Senior Admin Assistant Vacant		1.00	39,000
<b>Total USS Salaries</b>				<b>1.00</b>	<b>39,000</b>
<b>Total USS Salaries by Fund</b>					
A0003		GU State General Fund		1.00	39,000
<b>Total USS Salaries by Fund</b>				<b>1.00</b>	<b>39,000</b>
<b>UNCLASSIFIED SALARIES</b>					
<b>1100 Unclassified Salaries-Permanent (Including 1105 - Stipend)</b>					
	991776	Assistant Clinical Educator Pierce, Rheanna <i>\$20,000 of this position is funded from restricted use sources.</i>	12	1.00	45,000
	994053	Assistant Professor Kalb, Amy	9	1.00	57,900
	995908	Associate Professor Countryman-Roswurm, Karen	9	1.00	81,655
	997297	Associate Clinical Professor Davis, Deah	9	1.00	42,392
	997344	Associate Clinical Professor Popejoy, Stacey	9	1.00	44,930
	997700	Clinical Professor and MSW Program Director Millar, Shaunna	9	1.00	48,317
	997926	Associate Clinical Professor and Field Practicum Director Gilkey, Breann	12	1.00	55,000
	998050	Associate Professor Kalomo, Eveline	9	1.00	60,269
	998059	Assistant Professor Lee, Jeoung Min	9	1.00	60,000
	998112	Associate Professor Vacant		0.50	49,216
	998177	Assistant Professor Shamrova, Daria	9	1.00	59,400
	998236	Director of School of Social Work and Professor Lee, Kyoung	12	1.00	100,339
	998988	Assistant Professor Vacant		1.00	60,000



**W.S.U ANNUAL BUDGET**  
**102080 - School of Social Work**  
**For Fiscal Year 2022**

Account Code	Position Number	Name or Account Description	Months	2022 Adopted	
				Budget FTE	Amount
<b>Total Unclassified Salaries</b>				<b>12.50</b>	<b>764,418</b>
<b>Total Unclassified Salaries by Fund</b>					
A0003		GU State General Fund		6.06	423,927
A2000		GU General Fees Fund		6.00	320,491
D10180		RU School of Social Work		0.44	20,000
<b>Total Unclassified Salaries by Fund</b>				<b>12.50</b>	<b>764,418</b>
<b>STUDENT ASSISTANTS AND BENEFITS</b>					
1690		Shrinkage			(23,179)
1760		State Leave Pymt Assessment			5,308
1810		KPERS Retirement			-
1830		Regents Retirement			55,697
1850		TIAA Disability			8,038
1911		Medicare			11,260
1912		OASDI			48,119
1750		Dependent Health Insurance			22,233
1950		Single Group Health Insurance			86,211
1970		Workers Compensation			2,483
1980		Unemployment Compensation			628
<b>Total Students and Fringe Benefits</b>					<b>216,798</b>
<b>Total Students and Fringe Benefits by Fund</b>					
A0003		GU State General Fund			116,630
A2000		GU General Fees Fund			93,080
D10180		RU School of Social Work			7,088
<b>Total Students and Fringe Benefits</b>					<b>216,798</b>
<b>Total Salaries and Fringe Benefits</b>				<b>13.50</b>	<b>1,020,216</b>
<b>Total Salaries and Fringe Benefits by Fund</b>					
A0003		GU State General Fund		7.06	579,557
A2000		GU General Fees Fund		6.00	413,571
D10180		RU School of Social Work		0.44	27,088
<b>Total Salaries and Fringe Benefits</b>				<b>13.50</b>	<b>1,020,216</b>
<b>OTHER OPERATING EXPENDITURES (OOE)</b>					
7C		Contractual Services			22,494
7F		Commodities			4,653
<b>Total OOE</b>					<b>27,147</b>
<b>Total OOE by Fund</b>					
A2000		GU General Fees Fund			14,467
D10180		RU School of Social Work			12,680
<b>Total OOE by Fund</b>					<b>27,147</b>
<b>Total FTE and Expenditures</b>				<b>13.50</b>	<b>1,047,363</b>
<b>Total FTE and Expenditures by Fund</b>					
A0003		GU State General Fund		7.06	579,557
A2000		GU General Fees Fund		6.00	428,038
D10180		RU School of Social Work		0.44	39,768
<b>Total FTE and Expenditures by Fund</b>				<b>13.50</b>	<b>1,047,363</b>

**W.S.U ANNUAL BUDGET**  
**102084 - English Writing Laboratory**  
**For Fiscal Year 2022**

Account Code	Position Number	Name or Account Description	Months	2022 Adopted	
				Budget FTE	Amount
<b>USS SALARIES</b>					
<b>1000 USS Salaries-Permanent</b>					
<b>Total USS Salaries</b>				-	-
<b>Total USS Salaries by Fund</b>					
<b>Total USS Salaries by Fund</b>				-	-
<b>UNCLASSIFIED SALARIES</b>					
<b>1100 Unclassified Salaries-Permanent (Including 1105 - Stipend)</b>					
1110		Uncl-Salaries-Seasonal and Temp			6,000
<b>Total Unclassified Salaries</b>				-	<b>6,000</b>
<b>Total Unclassified Salaries by Fund</b>					
A0003		GU State General Fund		-	6,000
<b>Total Unclassified Salaries by Fund</b>				-	<b>6,000</b>
<b>STUDENT ASSISTANTS AND BENEFITS</b>					
1200		Student Salaries-Regular			10,235
1690		Shrinkage			(383)
1760		State Leave Pymt Assessment			108
1911		Medicare			87
1912		OASDI			372
1970		Workers Compensation			51
1980		Unemployment Compensation			14
<b>Total Students and Fringe Benefits</b>				-	<b>10,484</b>
<b>Total Students and Fringe Benefits by Fund</b>					
A0003		GU State General Fund			10,484
<b>Total Students and Fringe Benefits</b>				-	<b>10,484</b>
<b>Total Salaries and Fringe Benefits</b>				-	<b>16,484</b>
<b>Total Salaries and Fringe Benefits by Fund</b>					
A0003		GU State General Fund		-	16,484
<b>Total Salaries and Fringe Benefits</b>				-	<b>16,484</b>
<b>OTHER OPERATING EXPENDITURES (OOE)</b>					
<b>Total OOE</b>				-	-
<b>Total OOE by Fund</b>					
<b>Total OOE by Fund</b>				-	-
<b>Total FTE and Expenditures</b>				-	<b>16,484</b>
<b>Total FTE and Expenditures by Fund</b>					
A0003		GU State General Fund		-	16,484
<b>Total FTE and Expenditures by Fund</b>				-	<b>16,484</b>

**W.S.U ANNUAL BUDGET**  
**102085 - Language Laboratory**  
**For Fiscal Year 2022**

Account Code	Position Number	Name or Account Description	Months	2022 Adopted	
				Budget FTE	Amount
<b>USS SALARIES</b>					
<b>1000 USS Salaries-Permanent</b>					
<b>Total USS Salaries</b>				-	-
<b>Total USS Salaries by Fund</b>					
<b>Total USS Salaries by Fund</b>				-	-
<b>UNCLASSIFIED SALARIES</b>					
<b>1100 Unclassified Salaries-Permanent (Including 1105 - Stipend)</b>					
1140	Grad Assistants-Other			12,000	
<b>Total Unclassified Salaries</b>				-	<b>12,000</b>
<b>Total Unclassified Salaries by Fund</b>					
A2000	GU General Fees Fund			-	12,000
<b>Total Unclassified Salaries by Fund</b>				-	<b>12,000</b>
<b>STUDENT ASSISTANTS AND BENEFITS</b>					
1200	Student Salaries-Regular			3,000	
1690	Shrinkage			(345)	
1760	State Leave Pymt Assessment			100	
1970	Workers Compensation			47	
1980	Unemployment Compensation			13	
<b>Total Students and Fringe Benefits</b>				-	<b>2,815</b>
<b>Total Students and Fringe Benefits by Fund</b>					
A0003	GU State General Fund			2,964	
A2000	GU General Fees Fund			(149)	
<b>Total Students and Fringe Benefits</b>				-	<b>2,815</b>
<b>Total Salaries and Fringe Benefits</b>				-	<b>14,815</b>
<b>Total Salaries and Fringe Benefits by Fund</b>					
A0003	GU State General Fund			-	2,964
A2000	GU General Fees Fund			-	11,851
<b>Total Salaries and Fringe Benefits</b>				-	<b>14,815</b>
<b>OTHER OPERATING EXPENDITURES (OOE)</b>					
7C	Contractual Services			3,415	
<b>Total OOE</b>				-	<b>3,415</b>
<b>Total OOE by Fund</b>					
A2000	GU General Fees Fund			3,415	
<b>Total OOE by Fund</b>				-	<b>3,415</b>
<b>Total FTE and Expenditures</b>				-	<b>18,230</b>
<b>Total FTE and Expenditures by Fund</b>					
A0003	GU State General Fund			-	2,964
A2000	GU General Fees Fund			-	15,266
<b>Total FTE and Expenditures by Fund</b>				-	<b>18,230</b>

**W.S.U ANNUAL BUDGET**  
**102086 - Mathematics Laboratory**  
**For Fiscal Year 2022**

Account Code	Position Number	Name or Account Description	Months	2022 Adopted	
				Budget FTE	Amount
<b>USS SALARIES</b>					
<b>1000 USS Salaries-Permanent</b>					
<b>Total USS Salaries</b>				-	-
<b>Total USS Salaries by Fund</b>					
<b>Total USS Salaries by Fund</b>				-	-
<b>UNCLASSIFIED SALARIES</b>					
<b>1100 Unclassified Salaries-Permanent (Including 1105 - Stipend)</b>					
<b>Total Unclassified Salaries</b>				-	-
<b>Total Unclassified Salaries by Fund</b>					
<b>Total Unclassified Salaries by Fund</b>				-	-
<b>STUDENT ASSISTANTS AND BENEFITS</b>					
1200		Student Salaries-Regular			16,960
1210		Student Salaries-WS-WSU Match			500
1220		Student Sal-Workstudy Federal			1,483
1690		Shrinkage			(402)
1760		State Leave Pymt Assessment			126
1970		Workers Compensation			59
1980		Unemployment Compensation			16
<b>Total Students and Fringe Benefits</b>				-	<b>18,742</b>
<b>Total Students and Fringe Benefits by Fund</b>					
A0003		GU State General Fund			17,242
R40041		Federal Work Study Program			1,500
<b>Total Students and Fringe Benefits</b>				-	<b>18,742</b>
<b>Total Salaries and Fringe Benefits</b>				-	<b>18,742</b>
<b>Total Salaries and Fringe Benefits by Fund</b>					
A0003		GU State General Fund		-	17,242
R40041		Federal Work Study Program		-	1,500
<b>Total Salaries and Fringe Benefits</b>				-	<b>18,742</b>
<b>OTHER OPERATING EXPENDITURES (OOE)</b>					
<b>Total OOE</b>				-	-
<b>Total OOE by Fund</b>					
<b>Total OOE by Fund</b>				-	-
<b>Total FTE and Expenditures</b>				-	<b>18,742</b>
<b>Total FTE and Expenditures by Fund</b>					
A0003		GU State General Fund		-	17,242
R40041		Federal Work Study Program		-	1,500
<b>Total FTE and Expenditures by Fund</b>				-	<b>18,742</b>

**W.S.U ANNUAL BUDGET  
102089 - Physics Help Lab  
For Fiscal Year 2022**

Account Code	Position Number	Name or Account Description	Months	2022 Adopted	
				Budget FTE	Amount
<b>USS SALARIES</b>					
<b>1000 USS Salaries-Permanent</b>					
<b>Total USS Salaries</b>				-	-
<b>Total USS Salaries by Fund</b>					
<b>Total USS Salaries by Fund</b>				-	-
<b>UNCLASSIFIED SALARIES</b>					
<b>1100 Unclassified Salaries-Permanent (Including 1105 - Stipend)</b>					
<b>Total Unclassified Salaries</b>				-	-
<b>Total Unclassified Salaries by Fund</b>					
<b>Total Unclassified Salaries by Fund</b>				-	-
<b>STUDENT ASSISTANTS AND BENEFITS</b>					
1200		Student Salaries-Regular			4,000
1760		State Leave Pymt Assessment			27
1970		Workers Compensation			13
1980		Unemployment Compensation			4
<b>Total Students and Fringe Benefits</b>				-	<b>4,044</b>
<b>Total Students and Fringe Benefits by Fund</b>					
D10790		RU Physics Help Lab			4,044
<b>Total Students and Fringe Benefits</b>				-	<b>4,044</b>
<b>Total Salaries and Fringe Benefits</b>				-	<b>4,044</b>
<b>Total Salaries and Fringe Benefits by Fund</b>					
D10790		RU Physics Help Lab			4,044
<b>Total Salaries and Fringe Benefits</b>				-	<b>4,044</b>
<b>OTHER OPERATING EXPENDITURES (OOE)</b>					
<b>Total OOE</b>				-	-
<b>Total OOE by Fund</b>					
<b>Total OOE by Fund</b>				-	-
<b>Total FTE and Expenditures</b>				-	<b>4,044</b>
<b>Total FTE and Expenditures by Fund</b>					
D10790		RU Physics Help Lab			4,044
<b>Total FTE and Expenditures by Fund</b>				-	<b>4,044</b>

**W.S.U ANNUAL BUDGET**  
**102140 - Hugo Wall School of Public Affairs**  
**For Fiscal Year 2022**

Account Code	Position Number	Name or Account Description	Months	2022 Adopted	
				Budget FTE	Amount
<b>USS SALARIES</b>					
<b>1000 USS Salaries-Permanent</b>					
<b>Total USS Salaries</b>				-	-
<b>Total USS Salaries by Fund</b>					
<b>Total USS Salaries by Fund</b>				-	-
<b>UNCLASSIFIED SALARIES</b>					
<b>1100 Unclassified Salaries-Permanent (Including 1105 - Stipend)</b>					
991212		Program Associate Colclazier, John	12	0.05	2,250
993317		Program Associate Dehaven, Michelle	12	0.05	2,250
997340		Student Services Coordinator Kennedy, Bethany	12	1.00	38,251
997693		Professor Glaser, Mark	9	1.00	113,509
998100		Professor Yeager, Samuel	9	1.00	108,459
998101		Assistant Professor - Public Finance Wang, Xiaoheng	9	1.00	67,000
998229		Assistant Professor Shen, Ruowen	9	1.00	67,000
998257		Business Manager Martin, Jeanette	12	1.00	49,940
998441		Interim Director of the Hugo Wall School and Associate Professor Walker, Melissa	12	1.00	126,452
1110		Uncl-Salaries-Seasonal and Temp			26,015
1170		Unclassified Sal-Summer Lecturer			4,000
<b>Total Unclassified Salaries</b>				<b>7.10</b>	<b>605,126</b>
<b>Total Unclassified Salaries by Fund</b>					
A0003		GU State General Fund		3.00	288,968
A2000		GU General Fees Fund		4.10	286,143
D10186		RU Hugo Wall Sch of Public Affairs		-	30,015
<b>Total Unclassified Salaries by Fund</b>				<b>7.10</b>	<b>605,126</b>
<b>STUDENT ASSISTANTS AND BENEFITS</b>					
1690		Shrinkage			(17,009)
1760		State Leave Pymt Assessment			4,000
1830		Regents Retirement			48,889
1850		TIAA Disability			5,756

**W.S.U ANNUAL BUDGET**  
**102140 - Hugo Wall School of Public Affairs**  
**For Fiscal Year 2022**

Account Code	Position Number	Name or Account Description	Months	2022 Adopted	
				Budget FTE	Amount
1911	Medicare				8,676
1912	OASDI				37,081
1750	Dependent Health Insurance				11,301
1950	Single Group Health Insurance				55,253
1970	Workers Compensation				1,869
1980	Unemployment Compensation				483
<b>Total Students and Fringe Benefits</b>					<b>156,299</b>
<b>Total Students and Fringe Benefits by Fund</b>					
A0003	GU State General Fund				71,317
A2000	GU General Fees Fund				82,368
D10186	RU Hugo Wall Sch of Public Affairs				2,614
<b>Total Students and Fringe Benefits</b>					<b>156,299</b>
<b>Total Salaries and Fringe Benefits</b>				<b>7.10</b>	<b>761,425</b>
<b>Total Salaries and Fringe Benefits by Fund</b>					
A0003	GU State General Fund			3.00	360,285
A2000	GU General Fees Fund			4.10	368,511
D10186	RU Hugo Wall Sch of Public Affairs			-	32,629
<b>Total Salaries and Fringe Benefits</b>				<b>7.10</b>	<b>761,425</b>
<b>OTHER OPERATING EXPENDITURES (OOE)</b>					
7C	Contractual Services				52,872
7F	Commodities				11,266
7H	Capital Outlay				2,009
<b>Total OOE</b>					<b>66,147</b>
<b>Total OOE by Fund</b>					
A2000	GU General Fees Fund				23,772
D10186	RU Hugo Wall Sch of Public Affairs				27,375
D11233	RU Hugo Wall School Initiatives				15,000
<b>Total OOE by Fund</b>					<b>66,147</b>
<b>Total FTE and Expenditures</b>				<b>7.10</b>	<b>827,572</b>
<b>Total FTE and Expenditures by Fund</b>					
A0003	GU State General Fund			3.00	360,285
A2000	GU General Fees Fund			4.10	392,283
D10186	RU Hugo Wall Sch of Public Affairs			-	60,004
D11233	RU Hugo Wall School Initiatives			-	15,000
<b>Total FTE and Expenditures by Fund</b>				<b>7.10</b>	<b>827,572</b>

**W.S.U ANNUAL BUDGET**  
**102185 - Liberal Arts & Sciences Lecturers**  
**For Fiscal Year 2022**

Account Code	Position Number	Name or Account Description	Months	2022 Adopted	
				Budget FTE	Amount
<b>USS SALARIES</b>					
<b>1000 USS Salaries-Permanent</b>					
<b>Total USS Salaries</b>				-	-
<b>Total USS Salaries by Fund</b>					
<b>Total USS Salaries by Fund</b>				-	-
<b>UNCLASSIFIED SALARIES</b>					
<b>1100 Unclassified Salaries-Permanent (Including 1105 - Stipend)</b>					
1110		Uncl-Salaries-Seasonal and Temp			1,300,873
<b>Total Unclassified Salaries</b>				-	<b>1,300,873</b>
<b>Total Unclassified Salaries by Fund</b>					
A2000		GU General Fees Fund		-	1,300,873
<b>Total Unclassified Salaries by Fund</b>				-	<b>1,300,873</b>
<b>STUDENT ASSISTANTS AND BENEFITS</b>					
1690		Shrinkage			(32,239)
1760		State Leave Pymt Assessment			8,586
1911		Medicare			18,863
1912		OASDI			80,655
1970		Workers Compensation			4,007
1980		Unemployment Compensation			1,041
<b>Total Students and Fringe Benefits</b>				-	<b>80,913</b>
<b>Total Students and Fringe Benefits by Fund</b>					
A2000		GU General Fees Fund			80,913
<b>Total Students and Fringe Benefits</b>				-	<b>80,913</b>
<b>Total Salaries and Fringe Benefits</b>				-	<b>1,381,786</b>
<b>Total Salaries and Fringe Benefits by Fund</b>					
A2000		GU General Fees Fund		-	1,381,786
<b>Total Salaries and Fringe Benefits</b>				-	<b>1,381,786</b>
<b>OTHER OPERATING EXPENDITURES (OOE)</b>					
<b>Total OOE</b>				-	-
<b>Total OOE by Fund</b>					
<b>Total OOE by Fund</b>				-	-
<b>Total FTE and Expenditures</b>				-	<b>1,381,786</b>
<b>Total FTE and Expenditures by Fund</b>					
A2000		GU General Fees Fund		-	1,381,786
<b>Total FTE and Expenditures by Fund</b>				-	<b>1,381,786</b>



**W.S.U ANNUAL BUDGET  
102541 - LAS Course Fee  
For Fiscal Year 2022**

Account Code	Position Number	Name or Account Description	Months	2022 Adopted	
				Budget FTE	Amount
<b>USS SALARIES</b>					
<b>1000 USS Salaries-Permanent</b>					
<b>Total USS Salaries</b>				-	-
<b>Total USS Salaries by Fund</b>					
<b>Total USS Salaries by Fund</b>				-	-
<b>UNCLASSIFIED SALARIES</b>					
<b>1100 Unclassified Salaries-Permanent (Including 1105 - Stipend)</b>					
<b>Total Unclassified Salaries</b>				-	-
<b>Total Unclassified Salaries by Fund</b>					
<b>Total Unclassified Salaries by Fund</b>				-	-
<b>STUDENT ASSISTANTS AND BENEFITS</b>					
<b>Total Students and Fringe Benefits</b>				-	-
<b>Total Students and Fringe Benefits by Fund</b>					
<b>Total Students and Fringe Benefits</b>				-	-
<b>Total Salaries and Fringe Benefits</b>				-	-
<b>Total Salaries and Fringe Benefits by Fund</b>					
<b>Total Salaries and Fringe Benefits</b>				-	-
<b>OTHER OPERATING EXPENDITURES (OOE)</b>					
7C Contractual Services				210,000	
7H Capital Outlay				20,000	
7Z Transfers Out				800,000	
<b>Total OOE</b>				<b>1,030,000</b>	
<b>Total OOE by Fund</b>					
D11721	LAS Course Fee			1,030,000	
<b>Total OOE by Fund</b>				<b>1,030,000</b>	
<b>Total FTE and Expenditures</b>				-	<b>1,030,000</b>
<b>Total FTE and Expenditures by Fund</b>					
D11721	LAS Course Fee			-	1,030,000
<b>Total FTE and Expenditures by Fund</b>				-	<b>1,030,000</b>

**W.S.U ANNUAL BUDGET**  
**102332 - Regents Dist Prof-Out of State Trav**  
**For Fiscal Year 2022**

Account Code	Position Number	Name or Account Description	Months	2022 Adopted	
				Budget FTE	Amount
<b>USS SALARIES</b>					
<b>1000 USS Salaries-Permanent</b>					
<b>Total USS Salaries</b>				-	-
<b>Total USS Salaries by Fund</b>					
<b>Total USS Salaries by Fund</b>				-	-
<b>UNCLASSIFIED SALARIES</b>					
<b>1100 Unclassified Salaries-Permanent (Including 1105 - Stipend)</b>					
<b>Total Unclassified Salaries</b>				-	-
<b>Total Unclassified Salaries by Fund</b>					
<b>Total Unclassified Salaries by Fund</b>				-	-
<b>STUDENT ASSISTANTS AND BENEFITS</b>					
<b>Total Students and Fringe Benefits</b>				-	-
<b>Total Students and Fringe Benefits by Fund</b>					
<b>Total Students and Fringe Benefits</b>				-	-
<b>Total Salaries and Fringe Benefits</b>				-	-
<b>Total Salaries and Fringe Benefits by Fund</b>					
<b>Total Salaries and Fringe Benefits</b>				-	-
<b>OTHER OPERATING EXPENDITURES (OOE)</b>					
7C Contractual Services				1,538	
<b>Total OOE</b>				<b>1,538</b>	
<b>Total OOE by Fund</b>					
A2000 GU General Fees Fund				1,538	
<b>Total OOE by Fund</b>				<b>1,538</b>	
<b>Total FTE and Expenditures</b>				-	<b>1,538</b>
<b>Total FTE and Expenditures by Fund</b>					
A2000 GU General Fees Fund				-	1,538
<b>Total FTE and Expenditures by Fund</b>				-	<b>1,538</b>

**W.S.U ANNUAL BUDGET**  
**102510 - Intensive English Language Center**  
**For Fiscal Year 2022**

Account Code	Position Number	Name or Account Description	Months	2022 Adopted	
				Budget FTE	Amount
<b>USS SALARIES</b>					
<b>1000 USS Salaries-Permanent</b>					
<b>Total USS Salaries</b>				-	-
<b>Total USS Salaries by Fund</b>					
<b>Total USS Salaries by Fund</b>				-	-
<b>UNCLASSIFIED SALARIES</b>					
<b>1100 Unclassified Salaries-Permanent (Including 1105 - Stipend)</b>					
994492		Associate Teaching Professor Leisy, Aimee	9	1.00	38,545
998003		Teaching Professor Webb, Marsha	9	1.00	39,801
998047		Teaching Professor Mazza Silhan, Barbara	9	1.00	41,434
998234		Teaching Professor Ashworth, Sherry	9	1.00	45,637
998242		Senior Educator Bowman, Andrew	12	1.00	46,845
998276		Director of the Intensive English Language Center Jones, Sally	12	1.00	61,396
1110		Uncl-Salaries-Seasonal and Temp			45,131
<b>Total Unclassified Salaries</b>				<b>6.00</b>	<b>318,789</b>
<b>Total Unclassified Salaries by Fund</b>					
A0003		GU State General Fund		6.00	318,789
<b>Total Unclassified Salaries by Fund</b>				<b>6.00</b>	<b>318,789</b>
<b>STUDENT ASSISTANTS AND BENEFITS</b>					
1690		Shrinkage			(9,735)
1760		State Leave Pymt Assessment			2,108
1830		Regents Retirement			23,265
1850		TIAA Disability			2,740
1911		Medicare			4,606
1912		OASDI			19,683
1750		Dependent Health Insurance			7,410
1950		Single Group Health Insurance			47,023
1970		Workers Compensation			986
1980		Unemployment Compensation			257
<b>Total Students and Fringe Benefits</b>					<b>98,343</b>
<b>Total Students and Fringe Benefits by Fund</b>					
A0003		GU State General Fund			98,343
<b>Total Students and Fringe Benefits</b>					<b>98,343</b>
<b>Total Salaries and Fringe Benefits</b>				<b>6.00</b>	<b>417,132</b>

**W.S.U ANNUAL BUDGET**  
**102510 - Intensive English Language Center**  
**For Fiscal Year 2022**

Account Code	Position Number	Name or Account Description	Months	2022 Adopted	
				Budget FTE	Amount
<b>Total Salaries and Fringe Benefits by Fund</b>					
	A0003	GU State General Fund		6.00	417,132
<b>Total Salaries and Fringe Benefits</b>				<b>6.00</b>	<b>417,132</b>
<b>OTHER OPERATING EXPENDITURES (OOE)</b>					
	7C	Contractual Services			5,840
	7F	Commodities			1,810
	7H	Capital Outlay			650
<b>Total OOE</b>					<b>8,300</b>
<b>Total OOE by Fund</b>					
	A2000	GU General Fees Fund			6,800
	D10198	RU Intensive English Language Ctr			1,500
<b>Total OOE by Fund</b>					<b>8,300</b>
<b>Total FTE and Expenditures</b>				<b>6.00</b>	<b>425,432</b>
<b>Total FTE and Expenditures by Fund</b>					
	A0003	GU State General Fund		6.00	417,132
	A2000	GU General Fees Fund		-	6,800
	D10198	RU Intensive English Language Ctr		-	1,500
<b>Total FTE and Expenditures by Fund</b>				<b>6.00</b>	<b>425,432</b>

**W.S.U ANNUAL BUDGET**  
**102346 - Biology - Field Station Bldg**  
**For Fiscal Year 2022**

Account Code	Position Number	Name or Account Description	Months	2022 Adopted	
				Budget FTE	Amount
<b>USS SALARIES</b>					
<b>1000 USS Salaries-Permanent</b>					
<b>Total USS Salaries</b>				-	-
<b>Total USS Salaries by Fund</b>					
<b>Total USS Salaries by Fund</b>				-	-
<b>UNCLASSIFIED SALARIES</b>					
<b>1100 Unclassified Salaries-Permanent (Including 1105 - Stipend)</b>					
<b>Total Unclassified Salaries</b>				-	-
<b>Total Unclassified Salaries by Fund</b>					
<b>Total Unclassified Salaries by Fund</b>				-	-
<b>STUDENT ASSISTANTS AND BENEFITS</b>					
<b>Total Students and Fringe Benefits</b>				-	-
<b>Total Students and Fringe Benefits by Fund</b>					
<b>Total Students and Fringe Benefits</b>				-	-
<b>Total Salaries and Fringe Benefits</b>				-	-
<b>Total Salaries and Fringe Benefits by Fund</b>					
<b>Total Salaries and Fringe Benefits</b>				-	-
<b>OTHER OPERATING EXPENDITURES (OOE)</b>					
7C Contractual Services				8,000	
<b>Total OOE</b>				<b>8,000</b>	
<b>Total OOE by Fund</b>					
D10374 RU Biology-Field Station Building				8,000	
<b>Total OOE by Fund</b>				<b>8,000</b>	
<b>Total FTE and Expenditures</b>				-	<b>8,000</b>
<b>Total FTE and Expenditures by Fund</b>					
D10374 RU Biology-Field Station Building				-	8,000
<b>Total FTE and Expenditures by Fund</b>				-	<b>8,000</b>

**W.S.U ANNUAL BUDGET**  
**102207 - Mini MPA**  
**For Fiscal Year 2022**

Account Code	Position Number	Name or Account Description	Months	2022 Adopted	
				Budget FTE	Amount
<b>USS SALARIES</b>					
<b>1000 USS Salaries-Permanent</b>					
<b>Total USS Salaries</b>				-	-
<b>Total USS Salaries by Fund</b>					
<b>Total USS Salaries by Fund</b>				-	-
<b>UNCLASSIFIED SALARIES</b>					
<b>1100 Unclassified Salaries-Permanent (Including 1105 - Stipend)</b>					
<b>Total Unclassified Salaries</b>				-	-
<b>Total Unclassified Salaries by Fund</b>					
<b>Total Unclassified Salaries by Fund</b>				-	-
<b>STUDENT ASSISTANTS AND BENEFITS</b>					
<b>Total Students and Fringe Benefits</b>				-	-
<b>Total Students and Fringe Benefits by Fund</b>					
<b>Total Students and Fringe Benefits</b>				-	-
<b>Total Salaries and Fringe Benefits</b>				-	-
<b>Total Salaries and Fringe Benefits by Fund</b>					
<b>Total Salaries and Fringe Benefits</b>				-	-
<b>OTHER OPERATING EXPENDITURES (OOE)</b>					
7C Contractual Services				25,000	
7F Commodities				10,000	
<b>Total OOE</b>				<b>35,000</b>	
<b>Total OOE by Fund</b>					
D11331 RU Mini MPA				35,000	
<b>Total OOE by Fund</b>				<b>35,000</b>	
<b>Total FTE and Expenditures</b>				-	<b>35,000</b>
<b>Total FTE and Expenditures by Fund</b>					
D11331 RU Mini MPA				-	35,000
<b>Total FTE and Expenditures by Fund</b>				-	<b>35,000</b>

**Wichita State University**  
**Fiscal Year 2022 Annual Operating Budget**

**College of Liberal Arts and Sciences**  
**General Academic Instruction Program**

**Instruction Budget Summary**

<u>Expenditures</u>	General Use Funds			<u>% of General Use Budget</u>	<u>Restricted Use Funds</u>	<u>Total Budget</u>	<u>% of Total Budget</u>
	<u>State General Fund</u>	<u>General Fees (Tuition) Fund</u>	<u>Total</u>				
<b>Salaries and Fringe Benefits</b>							
University Support Staff Salaries	\$ 240,864	\$ -	\$ 240,864	1.1%	\$ -	\$ 240,864	1.1%
Unclassified Salaries	7,202,792	9,168,438	16,371,230	76.5%	548,429	16,919,659	74.7%
Student Salaries	71,276	133	71,409	0.3%	45,624	117,033	0.5%
Fringe Benefits	2,309,148	2,421,532	4,730,680	22.1%	136,508	4,867,188	21.5%
Shrinkage	(224,048)	(264,319)	(488,367)	-2.3%	-	(488,367)	-2.2%
<b>Subtotal Salaries and Fringe Benefits</b>	<u>\$ 9,600,032</u>	<u>\$ 11,325,784</u>	<u>\$ 20,925,816</u>	<u>97.8%</u>	<u>\$ 730,561</u>	<u>\$ 21,656,377</u>	<u>95.7%</u>
<b>Other Operating Expenditures</b>	\$ -	\$ 464,378	\$ 464,378	2.2%	\$ 519,984	\$ 984,362	4.3%
<b>Total Instruction Budget</b>	<u>\$ 9,600,032</u>	<u>\$ 11,790,162</u>	<u>\$ 21,390,194</u>	<u>100.0%</u>	<u>\$ 1,250,545</u>	<u>\$ 22,640,739</u>	<u>100.0%</u>

**Instruction Budget Summary by Organization**

<u>Organization</u>	<u>FTE</u>	<u>General Use Funds</u>	<u>% of General Use Funds</u>	<u>Restricted Use Funds</u>	<u>% of Restricted Use Fund</u>	<u>Total Funds</u>	<u>% of Total Funds</u>
Biological Sciences	19.50	\$ 1,811,302	8.5%	\$ 126,190	10.1%	\$ 1,937,492	8.6%
Chemistry	17.00	1,712,363	8.0%	140,387	11.2%	1,852,750	8.2%
English	16.00	1,184,886	5.5%	65,367	5.2%	1,250,253	5.5%
Geology	6.50	664,639	3.1%	300	0.0%	664,939	2.9%
Elliott School of Communication	15.50	1,056,818	4.9%	170,287	13.6%	1,227,105	5.4%
History	12.60	1,249,214	5.8%	42,697	3.4%	1,291,911	5.7%
Mathematics and Statistics	44.21	4,028,446	18.8%	26,051	2.1%	4,054,497	17.9%
Physics	0.04	24,321	0.1%	10,711	0.9%	35,032	0.2%
Political Science	7.00	573,128	2.7%	-	0.0%	573,128	2.5%
Psychology	14.50	1,481,295	6.9%	32,127	2.6%	1,513,422	6.7%
Philosophy	10.15	780,883	3.7%	12,900	1.0%	793,783	3.5%
Sociology	10.00	835,360	3.9%	6,000	0.5%	841,360	3.7%
Modern & Classical Languages & Literatures	11.75	782,032	3.7%	55,368	4.4%	837,400	3.7%
School of Community Affairs	11.75	766,767	3.6%	207,793	16.6%	974,560	4.3%
Women's Studies and Religion	2.00	213,589	1.0%	1,550	0.1%	215,139	1.0%

*Continued on following page*

**Wichita State University**  
**Fiscal Year 2022 Annual Operating Budget**

**College of Liberal Arts and Sciences**  
**General Academic Instruction Program**

**Instruction Budget Summary by Organization**

<u>Organization</u>	<u>FTE</u>	<u>General Use Funds</u>	<u>% of General Use Funds</u>	<u>Restricted Use Funds</u>	<u>% of Restricted Use Fund</u>	<u>Total Funds</u>	<u>% of Total Funds</u>
Anthropology	7.00	\$ 605,776	2.8%	\$ 1,001	0.1%	\$ 606,777	2.7%
Liberal Arts Capital Equipment	-	-	0.0%	-	0.0%	-	0.0%
School of Social Work	13.50	1,007,595	4.7%	39,768	3.2%	1,047,363	4.6%
English Writing Laboratory	-	16,484	0.1%	-	0.0%	16,484	0.1%
Language Laboratory	-	18,230	0.1%	-	0.0%	18,230	0.1%
Mathematics Laboratory	-	17,242	0.1%	1,500	0.1%	18,742	0.1%
Liberal Arts Contingency	-	-	0.0%	-	0.0%	-	0.0%
Hugo Wall School of Urban & Public Affairs	7.10	752,568	3.5%	75,004	6.0%	827,572	3.7%
Liberal Arts and Sciences Lecturers	-	1,381,786	6.5%	-	0.0%	1,381,786	6.1%
Liberal Arts and Sciences Out-of-State Travel	-	-	0.0%	-	0.0%	-	0.0%
HWS-Regents Dist. Prof.-Out-of State Travel	-	1,538	0.0%	-	0.0%	1,538	0.0%
Physics Help Lab	-	-	0.0%	4,044	0.3%	4,044	0.0%
LAS Course Fee	-	-	0.0%	230,000	18.4%	230,000	1.0%
Intensive English Language Center	6.00	423,932	2.0%	1,500	0.1%	425,432	1.9%
<b>Total Instruction Budget</b>	<b>232.10</b>	<b>\$ 21,390,194</b>	<b>100.0%</b>	<b>\$ 1,250,545</b>	<b>100.0%</b>	<b>\$ 22,640,739</b>	<b>100.0%</b>

*Summary excludes nonreportable expenditures*



**Wichita State University**  
**Fiscal Year 2022 Annual Operating Budget**

**Instruction Program**  
**Program Code 42000**

**Miscellaneous Instruction**  
**Instruction Program Budget Units**

Faculty of Distinction Matching Fund  
Graduate Assistants – Instruction  
Engineering Graduate Assistants  
Grad School – Grad Assist Salary  
Supplemental Instruction  
Academic Affairs Contingency  
Cohen Honors College  
Academic Affairs Instruction  
Career Development  
WSU West

WSU South  
WSU Haysville  
McConnell  
Innovation and Design  
Career Development Center-Career Events  
Office of Adult Learning  
Online Education  
Market Based Tuition  
Badges Tuition

**W.S.U ANNUAL BUDGET**  
**101519 - Faculty of Distinction Match Fund**  
**For Fiscal Year 2022**

Account Code	Position Number	Name or Account Description	Months	2022 Adopted	
				Budget FTE	Amount
<b>USS SALARIES</b>					
<b>1000 USS Salaries-Permanent</b>					
<b>Total USS Salaries</b>				-	-
<b>Total USS Salaries by Fund</b>					
<b>Total USS Salaries by Fund</b>				-	-
<b>UNCLASSIFIED SALARIES</b>					
<b>1100 Unclassified Salaries-Permanent (Including 1105 - Stipend)</b>					
<b>Total Unclassified Salaries</b>				-	-
<b>Total Unclassified Salaries by Fund</b>					
<b>Total Unclassified Salaries by Fund</b>				-	-
<b>STUDENT ASSISTANTS AND BENEFITS</b>					
<b>Total Students and Fringe Benefits</b>				-	-
<b>Total Students and Fringe Benefits by Fund</b>					
<b>Total Students and Fringe Benefits</b>				-	-
<b>Total Salaries and Fringe Benefits</b>				-	-
<b>Total Salaries and Fringe Benefits by Fund</b>					
<b>Total Salaries and Fringe Benefits</b>				-	-
<b>OTHER OPERATING EXPENDITURES (OOE)</b>					
7Z Transfers Out				240,000	
<b>Total OOE</b>				<b>240,000</b>	
<b>Total OOE by Fund</b>					
R10620		Faculty of Distinction Match Fund		240,000	
<b>Total OOE by Fund</b>				<b>240,000</b>	
<b>Total FTE and Expenditures</b>				-	<b>240,000</b>
<b>Total FTE and Expenditures by Fund</b>					
R10620		Faculty of Distinction Match Fund		-	240,000
<b>Total FTE and Expenditures by Fund</b>				-	<b>240,000</b>

**W.S.U ANNUAL BUDGET**  
**101990 - Graduate Assistants - Instruction**  
**For Fiscal Year 2022**

Account Code	Position Number	Name or Account Description	Months	2022 Adopted	
				Budget FTE	Amount
<b>USS SALARIES</b>					
<b>1000 USS Salaries-Permanent</b>					
<b>Total USS Salaries</b>				-	-
<b>Total USS Salaries by Fund</b>					
<b>Total USS Salaries by Fund</b>				-	-
<b>UNCLASSIFIED SALARIES</b>					
<b>1100 Unclassified Salaries-Permanent (Including 1105 - Stipend)</b>					
1120		Grad Assistants-Indirect Instruct			218,329
<b>Total Unclassified Salaries</b>				-	<b>218,329</b>
<b>Total Unclassified Salaries by Fund</b>					
D10105		RU Graduate Assistants-Instruction		-	218,329
<b>Total Unclassified Salaries by Fund</b>				-	<b>218,329</b>
<b>STUDENT ASSISTANTS AND BENEFITS</b>					
1760		State Leave Pymt Assessment			1,441
1970		Workers Compensation			673
1980		Unemployment Compensation			175
<b>Total Students and Fringe Benefits</b>				-	<b>2,289</b>
<b>Total Students and Fringe Benefits by Fund</b>					
D10105		RU Graduate Assistants-Instruction		-	2,289
<b>Total Students and Fringe Benefits</b>				-	<b>2,289</b>
<b>Total Salaries and Fringe Benefits</b>				-	<b>220,618</b>
<b>Total Salaries and Fringe Benefits by Fund</b>					
D10105		RU Graduate Assistants-Instruction		-	220,618
<b>Total Salaries and Fringe Benefits</b>				-	<b>220,618</b>
<b>OTHER OPERATING EXPENDITURES (OOE)</b>					
<b>Total OOE</b>				-	-
<b>Total OOE by Fund</b>					
<b>Total OOE by Fund</b>				-	-
<b>Total FTE and Expenditures</b>				-	<b>220,618</b>
<b>Total FTE and Expenditures by Fund</b>					
D10105		RU Graduate Assistants-Instruction		-	220,618
<b>Total FTE and Expenditures by Fund</b>				-	<b>220,618</b>

**W.S.U ANNUAL BUDGET**  
**102030 - Engineering Graduate Assistants**  
**For Fiscal Year 2022**

Account Code	Position Number	Name or Account Description	Months	2022 Adopted	
				Budget FTE	Amount
<b>USS SALARIES</b>					
<b>1000 USS Salaries-Permanent</b>					
<b>Total USS Salaries</b>				-	-
<b>Total USS Salaries by Fund</b>					
<b>Total USS Salaries by Fund</b>				-	-
<b>UNCLASSIFIED SALARIES</b>					
<b>1100 Unclassified Salaries-Permanent (Including 1105 - Stipend)</b>					
1120		Grad Assistants-Indirect Instruct			20,433
<b>Total Unclassified Salaries</b>				-	<b>20,433</b>
<b>Total Unclassified Salaries by Fund</b>					
D10072		RU Engineering Graduate Assistants		-	20,433
<b>Total Unclassified Salaries by Fund</b>				-	<b>20,433</b>
<b>STUDENT ASSISTANTS AND BENEFITS</b>					
1760		State Leave Pymt Assessment			135
1970		Workers Compensation			63
1980		Unemployment Compensation			17
<b>Total Students and Fringe Benefits</b>				-	<b>215</b>
<b>Total Students and Fringe Benefits by Fund</b>					
D10072		RU Engineering Graduate Assistants			215
<b>Total Students and Fringe Benefits</b>				-	<b>215</b>
<b>Total Salaries and Fringe Benefits</b>				-	<b>20,648</b>
<b>Total Salaries and Fringe Benefits by Fund</b>					
D10072		RU Engineering Graduate Assistants		-	20,648
<b>Total Salaries and Fringe Benefits</b>				-	<b>20,648</b>
<b>OTHER OPERATING EXPENDITURES (OOE)</b>					
<b>Total OOE</b>				-	-
<b>Total OOE by Fund</b>					
<b>Total OOE by Fund</b>				-	-
<b>Total FTE and Expenditures</b>				-	<b>20,648</b>
<b>Total FTE and Expenditures by Fund</b>					
D10072		RU Engineering Graduate Assistants		-	20,648
<b>Total FTE and Expenditures by Fund</b>				-	<b>20,648</b>

**W.S.U ANNUAL BUDGET**  
**102395 - Grad School - Grad Assist Salary**  
**For Fiscal Year 2022**

Account Code	Position Number	Name or Account Description	Months	2022 Adopted	
				Budget FTE	Amount
<b>USS SALARIES</b>					
<b>1000 USS Salaries-Permanent</b>					
<b>Total USS Salaries</b>				-	-
<b>Total USS Salaries by Fund</b>					
<b>Total USS Salaries by Fund</b>				-	-
<b>UNCLASSIFIED SALARIES</b>					
<b>1100 Unclassified Salaries-Permanent (Including 1105 - Stipend)</b>					
1120		Grad Assistants-Indirect Instruct			1,756,407
<b>Total Unclassified Salaries</b>				-	<b>1,756,407</b>
<b>Total Unclassified Salaries by Fund</b>					
A0003		GU State General Fund		-	75,522
A2000		GU General Fees Fund		-	1,680,885
<b>Total Unclassified Salaries by Fund</b>				-	<b>1,756,407</b>
<b>STUDENT ASSISTANTS AND BENEFITS</b>					
1690		Shrinkage			(40,464)
1760		State Leave Pymt Assessment			11,593
1970		Workers Compensation			5,411
1980		Unemployment Compensation			1,406
<b>Total Students and Fringe Benefits</b>				-	<b>(22,054)</b>
<b>Total Students and Fringe Benefits by Fund</b>					
A0003		GU State General Fund			(946)
A2000		GU General Fees Fund			(21,108)
<b>Total Students and Fringe Benefits</b>				-	<b>(22,054)</b>
<b>Total Salaries and Fringe Benefits</b>				-	<b>1,734,353</b>
<b>Total Salaries and Fringe Benefits by Fund</b>					
A0003		GU State General Fund		-	74,576
A2000		GU General Fees Fund		-	1,659,777
<b>Total Salaries and Fringe Benefits</b>				-	<b>1,734,353</b>
<b>OTHER OPERATING EXPENDITURES (OOE)</b>					
<b>Total OOE</b>				-	-
<b>Total OOE by Fund</b>					
<b>Total OOE by Fund</b>				-	-
<b>Total FTE and Expenditures</b>				-	<b>1,734,353</b>
<b>Total FTE and Expenditures by Fund</b>					
A0003		GU State General Fund		-	74,576
A2000		GU General Fees Fund		-	1,659,777
<b>Total FTE and Expenditures by Fund</b>				-	<b>1,734,353</b>

**W.S.U ANNUAL BUDGET**  
**102071 - Supplemental Instruction**  
**For Fiscal Year 2022**

Account Code	Position Number	Name or Account Description	Months	2022 Adopted	
				Budget FTE	Amount
<b>USS SALARIES</b>					
<b>1000 USS Salaries-Permanent</b>					
<b>Total USS Salaries</b>				-	-
<b>Total USS Salaries by Fund</b>					
<b>Total USS Salaries by Fund</b>				-	-
<b>UNCLASSIFIED SALARIES</b>					
<b>1100 Unclassified Salaries-Permanent (Including 1105 - Stipend)</b>					
1140		Grad Assistants-Other			27,584
<b>Total Unclassified Salaries</b>				-	<b>27,584</b>
<b>Total Unclassified Salaries by Fund</b>					
A0003		GU State General Fund		-	12,584
A2000		GU General Fees Fund		-	15,000
<b>Total Unclassified Salaries by Fund</b>				-	<b>27,584</b>
<b>STUDENT ASSISTANTS AND BENEFITS</b>					
1200		Student Salaries-Regular			139,035
1690		Shrinkage			(3,837)
1760		State Leave Pymt Assessment			1,101
1970		Workers Compensation			515
1980		Unemployment Compensation			135
<b>Total Students and Fringe Benefits</b>				-	<b>136,949</b>
<b>Total Students and Fringe Benefits by Fund</b>					
A0003		GU State General Fund		-	(155)
A2000		GU General Fees Fund		-	137,104
<b>Total Students and Fringe Benefits</b>				-	<b>136,949</b>
<b>Total Salaries and Fringe Benefits</b>				-	<b>164,533</b>
<b>Total Salaries and Fringe Benefits by Fund</b>					
A0003		GU State General Fund		-	12,429
A2000		GU General Fees Fund		-	152,104
<b>Total Salaries and Fringe Benefits</b>				-	<b>164,533</b>
<b>OTHER OPERATING EXPENDITURES (OOE)</b>					
7C		Contractual Services			2,089
7F		Commodities			1,250
<b>Total OOE</b>				-	<b>3,339</b>
<b>Total OOE by Fund</b>					
A2000		GU General Fees Fund		-	3,339
<b>Total OOE by Fund</b>				-	<b>3,339</b>
<b>Total FTE and Expenditures</b>				-	<b>167,872</b>
<b>Total FTE and Expenditures by Fund</b>					
A0003		GU State General Fund		-	12,429
A2000		GU General Fees Fund		-	155,443
<b>Total FTE and Expenditures by Fund</b>				-	<b>167,872</b>

**W.S.U ANNUAL BUDGET**  
**102082 - Academic Affairs Contingency**  
**For Fiscal Year 2022**

Account Code	Position Number	Name or Account Description	Months	2022 Adopted	
				Budget FTE	Amount
<b>USS SALARIES</b>					
<b>1000 USS Salaries-Permanent</b>					
<b>Total USS Salaries</b>				-	-
<b>Total USS Salaries by Fund</b>					
<b>Total USS Salaries by Fund</b>				-	-
<b>UNCLASSIFIED SALARIES</b>					
<b>1100 Unclassified Salaries-Permanent (Including 1105 - Stipend)</b>					
<b>Total Unclassified Salaries</b>				-	-
<b>Total Unclassified Salaries by Fund</b>					
<b>Total Unclassified Salaries by Fund</b>				-	-
<b>STUDENT ASSISTANTS AND BENEFITS</b>					
<b>Total Students and Fringe Benefits</b>				-	-
<b>Total Students and Fringe Benefits by Fund</b>					
<b>Total Students and Fringe Benefits</b>				-	-
<b>Total Salaries and Fringe Benefits</b>				-	-
<b>Total Salaries and Fringe Benefits by Fund</b>					
<b>Total Salaries and Fringe Benefits</b>				-	-
<b>OTHER OPERATING EXPENDITURES (OOE)</b>					
7C Contractual Services				485,793	
<b>Total OOE</b>				<b>485,793</b>	
<b>Total OOE by Fund</b>					
A2000		GU General Fees Fund		485,793	
<b>Total OOE by Fund</b>				<b>485,793</b>	
<b>Total FTE and Expenditures</b>				-	<b>485,793</b>
<b>Total FTE and Expenditures by Fund</b>					
A2000		GU General Fees Fund		-	485,793
<b>Total FTE and Expenditures by Fund</b>				-	<b>485,793</b>

**W.S.U ANNUAL BUDGET**  
**102129 - Cohen Honors College**  
**For Fiscal Year 2022**

Account Code	Position Number	Name or Account Description	Months	2022 Adopted	
				Budget FTE	Amount
<b>USS SALARIES</b>					
<b>1000 USS Salaries-Permanent</b>					
<b>Total USS Salaries</b>				-	-
<b>Total USS Salaries by Fund</b>					
<b>Total USS Salaries by Fund</b>				-	-
<b>UNCLASSIFIED SALARIES</b>					
<b>1100 Unclassified Salaries-Permanent (Including 1105 - Stipend)</b>					
997440		Student Program and Office Coordinator LeBegue, Erin	12	1.00	43,014
998116		Dean of the Honors College and Associate Professor Engber, Kimberly	12	1.00	143,885
998184		Assistant Director and Academic Advisor Raburn, Jessica	12	1.00	48,898
998524		Assistant to the Dean Mann, Carla	12	1.00	40,622
998576		Assistant Director, Scholarships and Outreach Vacant		1.00	48,367
1110		Uncl-Salaries-Seasonal and Temp			20,808
1115		Unclassified Salaries-Add'l Comp			57,000
1170		Unclassified Sal-Summer Lecturer			-
1180		Unclassified Salaries-Lecturer			8,000
1140		Grad Assistants-Other			14,181
<b>Total Unclassified Salaries</b>				<b>5.00</b>	<b>424,776</b>
<b>Total Unclassified Salaries by Fund</b>					
A0003		GU State General Fund		-	34,989
A2000		GU General Fees Fund		5.00	324,787
D10240		RU Honors College Dean's Office		-	65,000
<b>Total Unclassified Salaries by Fund</b>				<b>5.00</b>	<b>424,776</b>
<b>STUDENT ASSISTANTS AND BENEFITS</b>					
1200		Student Salaries-Regular			12,000
1210		Student Salaries-WS-WSU Match			1,253
1220		Student Sal-Workstudy Federal			7,916
1690		Shrinkage			(10,636)
1760		State Leave Pymt Assessment			2,947
1810		KPERS Retirement			5,724
1830		Regents Retirement			24,890
1850		TIAA Disability			3,820
1911		Medicare			5,741
1912		OASDI			24,534
1750		Dependent Health Insurance			11,115
1950		Single Group Health Insurance			31,348
1970		Workers Compensation			1,379



**W.S.U ANNUAL BUDGET**  
**102129 - Cohen Honors College**  
**For Fiscal Year 2022**

Account Code	Position Number	Name or Account Description	Months	2022 Adopted	
				Budget FTE	Amount
1980		Unemployment Compensation			348
<b>Total Students and Fringe Benefits</b>					<b>122,379</b>
<b>Total Students and Fringe Benefits by Fund</b>					
A0003		GU State General Fund			7,044
A2000		GU General Fees Fund			88,934
D10240		RU Honors College Dean's Office			18,400
R40041		Federal Work Study Program			8,001
<b>Total Students and Fringe Benefits</b>					<b>122,379</b>
<b>Total Salaries and Fringe Benefits</b>				<b>5.00</b>	<b>547,155</b>
<b>Total Salaries and Fringe Benefits by Fund</b>					
A0003		GU State General Fund		-	42,033
A2000		GU General Fees Fund		5.00	413,721
D10240		RU Honors College Dean's Office		-	83,400
R40041		Federal Work Study Program		-	8,001
<b>Total Salaries and Fringe Benefits</b>				<b>5.00</b>	<b>547,155</b>
<b>OTHER OPERATING EXPENDITURES (OOE)</b>					
7C		Contractual Services			61,029
7F		Commodities			5,782
7L		Grants Claims & Shared Revenue			2,357
<b>Total OOE</b>					<b>69,168</b>
<b>Total OOE by Fund</b>					
A2000		GU General Fees Fund			19,168
D10240		RU Honors College Dean's Office			50,000
<b>Total OOE by Fund</b>					<b>69,168</b>
<b>Total FTE and Expenditures</b>				<b>5.00</b>	<b>616,323</b>
<b>Total FTE and Expenditures by Fund</b>					
A0003		GU State General Fund		-	42,033
A2000		GU General Fees Fund		5.00	432,889
D10240		RU Honors College Dean's Office		-	133,400
R40041		Federal Work Study Program		-	8,001
<b>Total FTE and Expenditures by Fund</b>				<b>5.00</b>	<b>616,323</b>

**W.S.U ANNUAL BUDGET**  
**102130 - Academic Affairs Instruction**  
**For Fiscal Year 2022**

Account Code	Position Number	Name or Account Description	Months	2022 Adopted	
				Budget FTE	Amount
<b>USS SALARIES</b>					
<b>1000 USS Salaries-Permanent</b>					
<b>Total USS Salaries</b>				-	-
<b>Total USS Salaries by Fund</b>					
<b>Total USS Salaries by Fund</b>				-	-
<b>UNCLASSIFIED SALARIES</b>					
<b>1100 Unclassified Salaries-Permanent (Including 1105 - Stipend)</b>					
<b>Total Unclassified Salaries</b>				-	-
<b>Total Unclassified Salaries by Fund</b>					
<b>Total Unclassified Salaries by Fund</b>				-	-
<b>STUDENT ASSISTANTS AND BENEFITS</b>					
<b>Total Students and Fringe Benefits</b>				-	-
<b>Total Students and Fringe Benefits by Fund</b>					
<b>Total Students and Fringe Benefits</b>				-	-
<b>Total Salaries and Fringe Benefits</b>				-	-
<b>Total Salaries and Fringe Benefits by Fund</b>					
<b>Total Salaries and Fringe Benefits</b>				-	-
<b>OTHER OPERATING EXPENDITURES (OOE)</b>					
7C Contractual Services				143,558	
<b>Total OOE</b>				<b>143,558</b>	
<b>Total OOE by Fund</b>					
A2000 GU General Fees Fund				143,558	
<b>Total OOE by Fund</b>				<b>143,558</b>	
<b>Total FTE and Expenditures</b>				-	<b>143,558</b>
<b>Total FTE and Expenditures by Fund</b>					
A2000 GU General Fees Fund				-	143,558
<b>Total FTE and Expenditures by Fund</b>				-	<b>143,558</b>

**W.S.U ANNUAL BUDGET**  
**102139 - Career Development**  
**For Fiscal Year 2022**

Account Code	Position Number	Name or Account Description	Months	2022 Adopted	
				Budget FTE	Amount
<b>USS SALARIES</b>					
<b>1000 USS Salaries-Permanent</b>					
<b>Total USS Salaries</b>				-	-
<b>Total USS Salaries by Fund</b>					
<b>Total USS Salaries by Fund</b>				-	-
<b>UNCLASSIFIED SALARIES</b>					
<b>1100 Unclassified Salaries-Permanent (Including 1105 - Stipend)</b>					
994454		Employer Relations Event Manager Godderz, Lori	12	1.00	42,058
996939		Communication Coordinator Voth, Megan	12	1.00	35,568
997642		Career Counselor Rupp, Sarah	12	1.00	38,900
997647		Assistant Director - Marketing and Strategic Communications Kufahl, Kimberly <i>\$8,718 of this position is funded from restricted use sources.</i>	12	0.75	43,589
997650		Career Development Specialist Vacant		1.00	48,000
997665		Career Counselor Slack, Maggie	12	1.00	39,484
998510		Director of the Career Development Center Muzzy, Sara	12	1.00	85,277
998543		Director-Strategic Campus Partnerships and Educational Programs Pletcher, Jill	12	1.00	74,004
998699		Manager of Operations Robertson, Teri	12	1.00	49,000
999993		Administrative Assistant Slaughter, Connie	12	1.00	26,312
1140		Grad Assistants-Other			1,000
<b>Total Unclassified Salaries</b>				<b>9.75</b>	<b>483,192</b>
<b>Total Unclassified Salaries by Fund</b>					
A0003		GU State General Fund		9.60	473,474
R40041		Federal Work Study Program		0.15	9,718
<b>Total Unclassified Salaries by Fund</b>				<b>9.75</b>	<b>483,192</b>
<b>STUDENT ASSISTANTS AND BENEFITS</b>					
1200		Student Salaries-Regular			16,315
1210		Student Salaries-WS-WSU Match			2,188

**W.S.U ANNUAL BUDGET**  
**102139 - Career Development**  
**For Fiscal Year 2022**

Account Code	Position Number	Name or Account Description	Months	2022 Adopted	
				Budget FTE	Amount
1220		Student Sal-Workstudy Federal			8,937
1690		Shrinkage			(14,697)
1760		State Leave Pymt Assessment			3,376
1810		KPERS Retirement			5,926
1830		Regents Retirement			33,337
1850		TIAA Disability			4,826
1911		Medicare			6,718
1912		OASDI			28,706
1750		Dependent Health Insurance			17,750
1950		Single Group Health Insurance			53,232
1970		Workers Compensation			1,579
1980		Unemployment Compensation			401
<b>Total Students and Fringe Benefits</b>					<b>168,594</b>
<b>Total Students and Fringe Benefits by Fund</b>					
A0003		GU State General Fund			140,098
A2000		GU General Fees Fund			16,113
R40041		Federal Work Study Program			12,383
<b>Total Students and Fringe Benefits</b>					<b>168,594</b>
<b>Total Salaries and Fringe Benefits</b>				<b>9.75</b>	<b>651,786</b>
<b>Total Salaries and Fringe Benefits by Fund</b>					
A0003		GU State General Fund		9.60	613,572
A2000		GU General Fees Fund		-	16,113
R40041		Federal Work Study Program		0.15	22,101
<b>Total Salaries and Fringe Benefits</b>				<b>9.75</b>	<b>651,786</b>
<b>OTHER OPERATING EXPENDITURES (OOE)</b>					
7C		Contractual Services			77,282
7F		Commodities			7,900
7H		Capital Outlay			6,073
<b>Total OOE</b>					<b>91,255</b>
<b>Total OOE by Fund</b>					
A2000		GU General Fees Fund			55,829
R40041		Federal Work Study Program			35,426
<b>Total OOE by Fund</b>					<b>91,255</b>
<b>Total FTE and Expenditures</b>				<b>9.75</b>	<b>743,041</b>
<b>Total FTE and Expenditures by Fund</b>					
A0003		GU State General Fund		9.60	613,572
A2000		GU General Fees Fund		-	71,942
R40041		Federal Work Study Program		0.15	57,527
<b>Total FTE and Expenditures by Fund</b>				<b>9.75</b>	<b>743,041</b>

**W.S.U ANNUAL BUDGET**  
**102602 - WSU West**  
**For Fiscal Year 2022**

Account Code	Position Number	Name or Account Description	Months	2022 Adopted	
				Budget FTE	Amount
<b>USS SALARIES</b>					
<b>1000 USS Salaries-Permanent</b>					
<b>Total USS Salaries</b>				-	-
<b>Total USS Salaries by Fund</b>					
<b>Total USS Salaries by Fund</b>				-	-
<b>UNCLASSIFIED SALARIES</b>					
<b>1100 Unclassified Salaries-Permanent (Including 1105 - Stipend)</b>					
994143		WSU West Director Iacopelli, Augustine	12	1.00	54,230
996862		Senior Administrative Assistant Foster, Ali	12	0.50	14,581
<i>\$11,243 of this position is funded from restricted use sources.</i>					
998874		Office Manager Schneider, Brandon	12	1.00	36,358
1110		Uncl-Salaries-Seasonal and Temp			344,776
<b>Total Unclassified Salaries</b>				<b>2.50</b>	<b>449,945</b>
<b>Total Unclassified Salaries by Fund</b>					
A0003		GU State General Fund		-	744
A2000		GU General Fees Fund		2.11	437,958
D10021		RU WSU West		0.39	11,243
<b>Total Unclassified Salaries by Fund</b>				<b>2.50</b>	<b>449,945</b>
<b>STUDENT ASSISTANTS AND BENEFITS</b>					
1200		Student Salaries-Regular			8,852
1210		Student Salaries-WS-WSU Match			717
1220		Student Sal-Workstudy Federal			2,126
1690		Shrinkage			(11,712)
1760		State Leave Pymt Assessment			3,051
1830		Regents Retirement			8,941
1850		TIAA Disability			1,054
1911		Medicare			6,438
1912		OASDI			27,516
1750		Dependent Health Insurance			3,705
1950		Single Group Health Insurance			15,674
1970		Workers Compensation			1,428
1980		Unemployment Compensation			368
<b>Total Students and Fringe Benefits</b>					<b>68,158</b>
<b>Total Students and Fringe Benefits by Fund</b>					
A0003		GU State General Fund			8,793
A2000		GU General Fees Fund			54,439
D10021		RU WSU West			2,776
R40041		Federal Work Study Program			2,150
<b>Total Students and Fringe Benefits</b>					<b>68,158</b>
<b>Total Salaries and Fringe Benefits</b>				<b>2.50</b>	<b>518,103</b>

**W.S.U ANNUAL BUDGET**  
**102602 - WSU West**  
**For Fiscal Year 2022**

Account Code	Position Number	Name or Account Description	Months	2022 Adopted	
				Budget FTE	Amount
<b>Total Salaries and Fringe Benefits by Fund</b>					
A0003		GU State General Fund		-	9,537
A2000		GU General Fees Fund		2.11	492,397
D10021		RU WSU West		0.39	14,019
R40041		Federal Work Study Program		-	2,150
<b>Total Salaries and Fringe Benefits</b>				<b>2.50</b>	<b>518,103</b>
<hr/>					
<b>OTHER OPERATING EXPENDITURES (OOE)</b>					
	7C	Contractual Services			10,574
	7F	Commodities			1,551
	7H	Capital Outlay			1,600
<b>Total OOE</b>					<b>13,725</b>
<hr/>					
<b>Total OOE by Fund</b>					
	A2000	GU General Fees Fund			13,725
<b>Total OOE by Fund</b>					<b>13,725</b>
<hr/>					
<b>Total FTE and Expenditures</b>				<b>2.50</b>	<b>531,828</b>
<hr/>					
<b>Total FTE and Expenditures by Fund</b>					
A0003		GU State General Fund		-	9,537
A2000		GU General Fees Fund		2.11	506,122
D10021		RU WSU West		0.39	14,019
R40041		Federal Work Study Program		-	2,150
<b>Total FTE and Expenditures by Fund</b>				<b>2.50</b>	<b>531,828</b>

**W.S.U ANNUAL BUDGET**  
**102607 - WSU South**  
**For Fiscal Year 2022**

Account Code	Position Number	Name or Account Description	Months	2022 Adopted	
				Budget FTE	Amount
<b>USS SALARIES</b>					
<b>1000 USS Salaries-Permanent</b>					
<b>Total USS Salaries</b>				-	-
<b>Total USS Salaries by Fund</b>					
<b>Total USS Salaries by Fund</b>				-	-
<b>UNCLASSIFIED SALARIES</b>					
<b>1100 Unclassified Salaries-Permanent (Including 1105 - Stipend)</b>					
993083		Administrative Specialist Schmidt, Julie	12	0.21	6,943
<i>This position is fully funded from restricted use sources.</i>					
994026		Assistant Director of WSU South & WSU Haysville Gabor, Danielle	12	1.00	43,343
994100		Director, WSU South and WSU Haysville Yeung, Michael	12	1.00	52,201
1110		Uncl-Salaries-Seasonal and Temp			143,472
<b>Total Unclassified Salaries</b>				<b>2.21</b>	<b>245,959</b>
<b>Total Unclassified Salaries by Fund</b>					
A0003		GU State General Fund		1.00	43,343
A2000		GU General Fees Fund		1.00	195,673
D10854		RU WSU South		0.21	6,943
<b>Total Unclassified Salaries by Fund</b>				<b>2.21</b>	<b>245,959</b>
<b>STUDENT ASSISTANTS AND BENEFITS</b>					
1200		Student Salaries-Regular			7,266
1210		Student Salaries-WS-WSU Match			3,734
1220		Student Sal-Workstudy Federal			11,084
1690		Shrinkage			(6,822)
1760		State Leave Pymt Assessment			1,772
1830		Regents Retirement			8,714
1850		TIAA Disability			1,027
1911		Medicare			3,529
1912		OASDI			15,083
1750		Dependent Health Insurance			3,705
1950		Single Group Health Insurance			18,307
1970		Workers Compensation			829
1980		Unemployment Compensation			214
<b>Total Students and Fringe Benefits</b>					<b>68,442</b>
<b>Total Students and Fringe Benefits by Fund</b>					
A0003		GU State General Fund			28,758
A2000		GU General Fees Fund			24,642
D10854		RU WSU South			3,840
R40041		Federal Work Study Program			11,202
<b>Total Students and Fringe Benefits</b>					<b>68,442</b>
<b>Total Salaries and Fringe Benefits</b>				<b>2.21</b>	<b>314,401</b>

**W.S.U ANNUAL BUDGET**  
**102607 - WSU South**  
**For Fiscal Year 2022**

Account Code	Position Number	Name or Account Description	Months	2022 Adopted	
				Budget FTE	Amount
<b>Total Salaries and Fringe Benefits by Fund</b>					
A0003		GU State General Fund		1.00	72,101
A2000		GU General Fees Fund		1.00	220,315
D10854		RU WSU South		0.21	10,783
R40041		Federal Work Study Program		-	11,202
<b>Total Salaries and Fringe Benefits</b>				<b>2.21</b>	<b>314,401</b>
<hr/>					
<b>OTHER OPERATING EXPENDITURES (OOE)</b>					
	7C	Contractual Services			9,520
	7F	Commodities			4,600
	7H	Capital Outlay			5,700
<b>Total OOE</b>					<b>19,820</b>
<hr/>					
<b>Total OOE by Fund</b>					
	A2000	GU General Fees Fund			19,820
<b>Total OOE by Fund</b>					<b>19,820</b>
<hr/>					
<b>Total FTE and Expenditures</b>				<b>2.21</b>	<b>334,221</b>
<hr/>					
<b>Total FTE and Expenditures by Fund</b>					
A0003		GU State General Fund		1.00	72,101
A2000		GU General Fees Fund		1.00	240,135
D10854		RU WSU South		0.21	10,783
R40041		Federal Work Study Program		-	11,202
<b>Total FTE and Expenditures by Fund</b>				<b>2.21</b>	<b>334,221</b>



**W.S.U ANNUAL BUDGET**  
**102407 - WSU Haysville**  
**For Fiscal Year 2022**

Account Code	Position Number	Name or Account Description	Months	2022 Adopted	
				Budget FTE	Amount
<b>USS SALARIES</b>					
<b>1000 USS Salaries-Permanent</b>					
<b>Total USS Salaries</b>				-	-
<b>Total USS Salaries by Fund</b>					
<b>Total USS Salaries by Fund</b>				-	-
<b>UNCLASSIFIED SALARIES</b>					
<b>1100 Unclassified Salaries-Permanent (Including 1105 - Stipend)</b>					
993083		Administrative Specialist Schmidt, Julie	12	0.29	9,437
999112		Administrative Assistant Sharpe, Kylie	12	1.00	30,472
<b>Total Unclassified Salaries</b>				<b>1.29</b>	<b>39,909</b>
<b>Total Unclassified Salaries by Fund</b>					
A2000		GU General Fees Fund		1.29	39,909
D11335		RU WSU Haysville		-	-
<b>Total Unclassified Salaries by Fund</b>				<b>1.29</b>	<b>39,909</b>
<b>STUDENT ASSISTANTS AND BENEFITS</b>					
1690		Shrinkage			(1,157)
1760		State Leave Pymt Assessment			265
1830		Regents Retirement			3,394
1850		TIAA Disability			400
1911		Medicare			564
1912		OASDI			2,409
1950		Single Group Health Insurance			3,578
1970		Workers Compensation			124
1980		Unemployment Compensation			32
<b>Total Students and Fringe Benefits</b>					<b>9,609</b>
<b>Total Students and Fringe Benefits by Fund</b>					
A2000		GU General Fees Fund			9,609
D11335		RU WSU Haysville			-
<b>Total Students and Fringe Benefits</b>					<b>9,609</b>
<b>Total Salaries and Fringe Benefits</b>				<b>1.29</b>	<b>49,518</b>
<b>Total Salaries and Fringe Benefits by Fund</b>					
A2000		GU General Fees Fund		1.29	49,518
D11335		RU WSU Haysville		-	-
<b>Total Salaries and Fringe Benefits</b>				<b>1.29</b>	<b>49,518</b>
<b>OTHER OPERATING EXPENDITURES (OOE)</b>					
7C		Contractual Services			381
7F		Commodities			6,936
<b>Total OOE</b>					<b>7,317</b>
<b>Total OOE by Fund</b>					
A2000		GU General Fees Fund			731
D11335		RU WSU Haysville			6,586

**W.S.U ANNUAL BUDGET  
102407 - WSU Haysville  
For Fiscal Year 2022**

Account Code	Position Number	Name or Account Description	Months	2022 Adopted	
				Budget FTE	Amount
<b>Total OOE by Fund</b>					<b>7,317</b>
<b>Total FTE and Expenditures</b>				<b>1.29</b>	<b>56,835</b>
<b>Total FTE and Expenditures by Fund</b>					
A2000		GU General Fees Fund		1.29	50,249
D11335		RU WSU Haysville		-	6,586
<b>Total FTE and Expenditures by Fund</b>				<b>1.29</b>	<b>56,835</b>

**W.S.U ANNUAL BUDGET**  
**102412 - McConnell**  
**For Fiscal Year 2022**

Account Code	Position Number	Name or Account Description	Months	2022 Adopted	
				Budget FTE	Amount
<b>USS SALARIES</b>					
<b>1000 USS Salaries-Permanent</b>					
<b>Total USS Salaries</b>				-	-
<b>Total USS Salaries by Fund</b>					
<b>Total USS Salaries by Fund</b>				-	-
<b>UNCLASSIFIED SALARIES</b>					
<b>1100 Unclassified Salaries-Permanent (Including 1105 - Stipend)</b>					
	993529	Military Educational Specialist Beat, Deborah	12	1.00	50,000
<i>This position is fully funded from restricted use sources.</i>					
<b>Total Unclassified Salaries</b>				<b>1.00</b>	<b>50,000</b>
<b>Total Unclassified Salaries by Fund</b>					
	D11400	RU McConnell		1.00	50,000
<b>Total Unclassified Salaries by Fund</b>				<b>1.00</b>	<b>50,000</b>
<b>STUDENT ASSISTANTS AND BENEFITS</b>					
	1760	State Leave Pymt Assessment			330
	1830	Regents Retirement			4,250
	1850	TIAA Disability			500
	1911	Medicare			676
	1912	OASDI			2,889
	1750	Dependent Health Insurance			3,705
	1950	Single Group Health Insurance			7,837
	1970	Workers Compensation			154
	1980	Unemployment Compensation			38
<b>Total Students and Fringe Benefits</b>					<b>20,379</b>
<b>Total Students and Fringe Benefits by Fund</b>					
	D11400	RU McConnell			20,379
<b>Total Students and Fringe Benefits</b>					<b>20,379</b>
<b>Total Salaries and Fringe Benefits</b>				<b>1.00</b>	<b>70,379</b>
<b>Total Salaries and Fringe Benefits by Fund</b>					
	D11400	RU McConnell		1.00	70,379
<b>Total Salaries and Fringe Benefits</b>				<b>1.00</b>	<b>70,379</b>
<b>OTHER OPERATING EXPENDITURES (OOE)</b>					
<b>Total OOE</b>					-
<b>Total OOE by Fund</b>					
<b>Total OOE by Fund</b>					-
<b>Total FTE and Expenditures</b>				<b>1.00</b>	<b>70,379</b>
<b>Total FTE and Expenditures by Fund</b>					
	D11400	RU McConnell		1.00	70,379
<b>Total FTE and Expenditures by Fund</b>				<b>1.00</b>	<b>70,379</b>

**W.S.U ANNUAL BUDGET  
102379 - Innovation and Design  
For Fiscal Year 2022**

Account Code	Position Number	Name or Account Description	Months	2022 Adopted	
				Budget FTE	Amount
<b>USS SALARIES</b>					
<b>1000 USS Salaries-Permanent</b>					
<b>Total USS Salaries</b>				-	-
<b>Total USS Salaries by Fund</b>					
<b>Total USS Salaries by Fund</b>				-	-
<b>UNCLASSIFIED SALARIES</b>					
<b>1100 Unclassified Salaries-Permanent (Including 1105 - Stipend)</b>					
993964		Design Educator and Marketing and Communication Manager Smith, Kristyn <i>This position is fully funded from restricted use sources.</i>	12	1.00	75,000
997517		Manager Programs & Development & Assistant Educator Stucky, Douglas <i>\$4,503 of this position is funded from restricted use sources.</i>	12	1.00	85,000
997725		Manager Sustainability and Innovation Technology Development, Assi Educator Schoonover, Maggie <i>This position is fully funded from restricted use sources.</i>	12	1.00	77,000
998412		Dean of III/Katherine and Edith Erker Faculty of Distinction Professor/Director Human Performance Laboratory Patterson, Jeremy <i>\$11,151 of this position is funded from restricted use sources.</i>	12	1.00	172,000
1110		Uncl-Salaries-Seasonal and Temp			1,505
<b>Total Unclassified Salaries</b>				<b>4.00</b>	<b>410,505</b>
<b>Total Unclassified Salaries by Fund</b>					
A0003		GU State General Fund		0.86	147,877
A2000		GU General Fees Fund		0.83	72,002
R10632		Erker Fac of Dist Match-Salary		0.06	11,151
D11188		RU Inst Interdisc Creativity		1.00	82,475
D11648		SRO Interdisciplinary Innovations		1.25	97,000
<b>Total Unclassified Salaries by Fund</b>				<b>4.00</b>	<b>410,505</b>
<b>STUDENT ASSISTANTS AND BENEFITS</b>					
1690		Shrinkage			(6,041)
1760		State Leave Pymt Assessment			2,713
1830		Regents Retirement			34,770
1850		TIAA Disability			4,092
1911		Medicare			5,844
1912		OASDI			23,230
1750		Dependent Health Insurance			3,705
1950		Single Group Health Insurance			23,515
1970		Workers Compensation			1,269
1980		Unemployment Compensation			327
<b>Total Students and Fringe Benefits</b>					<b>93,424</b>
<b>Total Students and Fringe Benefits by Fund</b>					

**W.S.U ANNUAL BUDGET**  
**102379 - Innovation and Design**  
**For Fiscal Year 2022**

Account Code	Position Number	Name or Account Description	Months	2022 Adopted	
				Budget FTE	Amount
A0003		GU State General Fund			27,982
A2000		GU General Fees Fund			11,029
R10632		Erker Fac of Dist Match-Salary			2,422
D11188		RU Inst Interdisc Creativity			22,229
D11648		SRO Interdisciplinary Innovations			29,762
<b>Total Students and Fringe Benefits</b>					<b>93,424</b>
<b>Total Salaries and Fringe Benefits</b>					<b>4.00</b>
<b>Total Salaries and Fringe Benefits by Fund</b>					<b>503,929</b>
A0003		GU State General Fund		0.86	175,859
A2000		GU General Fees Fund		0.83	83,031
R10632		Erker Fac of Dist Match-Salary		0.06	13,573
D11188		RU Inst Interdisc Creativity		1.00	104,704
D11648		SRO Interdisciplinary Innovations		1.25	126,762
<b>Total Salaries and Fringe Benefits</b>					<b>4.00</b>
<b>Total Salaries and Fringe Benefits by Fund</b>					<b>503,929</b>
<b>OTHER OPERATING EXPENDITURES (OOE)</b>					
7C		Contractual Services			30,000
7F		Commodities			2,059
7H		Capital Outlay			3,697
7L		Grants Claims & Shared Revenue			644
<b>Total OOE</b>					<b>36,400</b>
<b>Total OOE by Fund</b>					
A2000		GU General Fees Fund			2,703
D11188		RU Inst Interdisc Creativity			33,697
<b>Total OOE by Fund</b>					<b>36,400</b>
<b>Total FTE and Expenditures</b>					<b>4.00</b>
<b>Total FTE and Expenditures by Fund</b>					<b>540,329</b>
A0003		GU State General Fund		0.86	175,859
A2000		GU General Fees Fund		0.83	85,734
R10632		Erker Fac of Dist Match-Salary		0.06	13,573
D11188		RU Inst Interdisc Creativity		1.00	138,401
D11648		SRO Interdisciplinary Innovations		1.25	126,762
<b>Total FTE and Expenditures by Fund</b>					<b>4.00</b>
<b>Total FTE and Expenditures by Fund</b>					<b>540,329</b>

**W.S.U ANNUAL BUDGET**  
**102609 - Career Develop Center-Career Events**  
**For Fiscal Year 2022**

Account Code	Position Number	Name or Account Description	Months	2022 Adopted	
				Budget FTE	Amount
<b>USS SALARIES</b>					
<b>1000 USS Salaries-Permanent</b>					
<b>Total USS Salaries</b>				-	-
<b>Total USS Salaries by Fund</b>					
<b>Total USS Salaries by Fund</b>				-	-
<b>UNCLASSIFIED SALARIES</b>					
<b>1100 Unclassified Salaries-Permanent (Including 1105 - Stipend)</b>					
<b>Total Unclassified Salaries</b>				-	-
<b>Total Unclassified Salaries by Fund</b>					
<b>Total Unclassified Salaries by Fund</b>				-	-
<b>STUDENT ASSISTANTS AND BENEFITS</b>					
1200		Student Salaries-Regular			6,000
1760		State Leave Pymt Assessment			40
1970		Workers Compensation			19
1980		Unemployment Compensation			5
<b>Total Students and Fringe Benefits</b>				-	<b>6,064</b>
<b>Total Students and Fringe Benefits by Fund</b>					
D10781		RU Career Develop - Career Events			6,064
<b>Total Students and Fringe Benefits</b>				-	<b>6,064</b>
<b>Total Salaries and Fringe Benefits</b>				-	<b>6,064</b>
<b>Total Salaries and Fringe Benefits by Fund</b>					
D10781		RU Career Develop - Career Events			6,064
<b>Total Salaries and Fringe Benefits</b>				-	<b>6,064</b>
<b>OTHER OPERATING EXPENDITURES (OOE)</b>					
7C		Contractual Services			27,800
7F		Commodities			605
7H		Capital Outlay			-
7L		Grants Claims & Shared Revenue			7,000
<b>Total OOE</b>				-	<b>35,405</b>
<b>Total OOE by Fund</b>					
D10781		RU Career Develop - Career Events			35,405
<b>Total OOE by Fund</b>				-	<b>35,405</b>
<b>Total FTE and Expenditures</b>				-	<b>41,469</b>
<b>Total FTE and Expenditures by Fund</b>					
D10781		RU Career Develop - Career Events			41,469
<b>Total FTE and Expenditures by Fund</b>				-	<b>41,469</b>

**W.S.U ANNUAL BUDGET**  
**102608 - Office of Adult Learning**  
**For Fiscal Year 2022**

Account Code	Position Number	Name or Account Description	Months	2022 Adopted	
				Budget FTE	Amount
<b>USS SALARIES</b>					
<b>1000 USS Salaries-Permanent</b>					
<b>Total USS Salaries</b>				-	-
<b>Total USS Salaries by Fund</b>					
<b>Total USS Salaries by Fund</b>				-	-
<b>UNCLASSIFIED SALARIES</b>					
<b>1100 Unclassified Salaries-Permanent (Including 1105 - Stipend)</b>					
997479		Returning Adult Specialist Randall, Jenna	12	1.00	41,615
998867		Assistant Director of Adult Learning O'Neal, Pamela	12	1.00	55,000
<b>Total Unclassified Salaries</b>				<b>2.00</b>	<b>96,615</b>
<b>Total Unclassified Salaries by Fund</b>					
A0003		GU State General Fund		1.00	41,615
A2000		GU General Fees Fund		1.00	55,000
<b>Total Unclassified Salaries by Fund</b>				<b>2.00</b>	<b>96,615</b>
<b>STUDENT ASSISTANTS AND BENEFITS</b>					
1200		Student Salaries-Regular			38,653
1210		Student Salaries-WS-WSU Match			2,607
1220		Student Sal-Workstudy Federal			6,135
1690		Shrinkage			(3,909)
1760		State Leave Pymt Assessment			952
1830		Regents Retirement			8,213
1850		TIAA Disability			967
1911		Medicare			1,377
1912		OASDI			5,883
1750		Dependent Health Insurance			-
1950		Single Group Health Insurance			15,674
1970		Workers Compensation			446
1980		Unemployment Compensation			116
<b>Total Students and Fringe Benefits</b>					<b>77,114</b>
<b>Total Students and Fringe Benefits by Fund</b>					
A0003		GU State General Fund			14,030
A2000		GU General Fees Fund			56,884
R40041		Federal Work Study Program			6,200
<b>Total Students and Fringe Benefits</b>					<b>77,114</b>
<b>Total Salaries and Fringe Benefits</b>				<b>2.00</b>	<b>173,729</b>
<b>Total Salaries and Fringe Benefits by Fund</b>					
A0003		GU State General Fund		1.00	55,645
A2000		GU General Fees Fund		1.00	111,884
R40041		Federal Work Study Program		-	6,200
<b>Total Salaries and Fringe Benefits</b>				<b>2.00</b>	<b>173,729</b>
<b>OTHER OPERATING EXPENDITURES (OE)</b>					

**W.S.U ANNUAL BUDGET**  
**102608 - Office of Adult Learning**  
**For Fiscal Year 2022**

Account Code	Position Number	Name or Account Description	Months	2022 Adopted	
				Budget FTE	Amount
	7C	Contractual Services			18,784
	7F	Commodities			8,300
		<b>Total OOE</b>			<b>27,084</b>
<b>Total OOE by Fund</b>					
	A2000	GU General Fees Fund			27,084
		<b>Total OOE by Fund</b>			<b>27,084</b>
		<b>Total FTE and Expenditures</b>		<b>2.00</b>	<b>200,813</b>
<b>Total FTE and Expenditures by Fund</b>					
	A0003	GU State General Fund		1.00	55,645
	A2000	GU General Fees Fund		1.00	138,968
	R40041	Federal Work Study Program		-	6,200
		<b>Total FTE and Expenditures by Fund</b>		<b>2.00</b>	<b>200,813</b>



**W.S.U ANNUAL BUDGET  
102611 - Online Education  
For Fiscal Year 2022**

Account Code	Position Number	Name or Account Description	Months	2022 Adopted	
				Budget FTE	Amount
<b>USS SALARIES</b>					
<b>1000 USS Salaries-Permanent</b>					
<b>Total USS Salaries</b>				-	-
<b>Total USS Salaries by Fund</b>					
<b>Total USS Salaries by Fund</b>				-	-
<b>UNCLASSIFIED SALARIES</b>					
<b>1100 Unclassified Salaries-Permanent (Including 1105 - Stipend)</b>					
993950		Assistant Director, Online Enrollment Management Anderson, Amber <i>This position is fully funded from restricted use sources.</i>	12	1.00	52,000
994103		Instructional Designer Vacant <i>This position is fully funded from restricted use sources.</i>		1.00	37,555
996277		Online TAP Academic Advisor Stevens, Emily <i>This position is fully funded from restricted use sources.</i>	12	1.00	43,000
996653		Admissions Officer Steinkamp, Bailey <i>This position is fully funded from restricted use sources.</i>	12	1.00	33,301
996749		Graduate Enrollment Coordinator Calabro, John <i>This position is fully funded from restricted use sources.</i>	12	1.00	38,584
997160		Online Academic Advisor/Enrollment Specialist Sandlin, John <i>This position is fully funded from restricted use sources.</i>	12	1.00	46,235
997406		Online Student Retention Specialist Vacant <i>This position is fully funded from restricted use sources.</i>		1.00	42,037
998011		Learning Management System Specialist Morriss, Patricia <i>This position is fully funded from restricted use sources.</i>	12	1.00	52,991
998256		Academic Creative Services, Lead Hammer, John <i>This position is fully funded from restricted use sources.</i>	12	0.91	40,600
998272		Executive Director of Online Learning Porcaro, Mark <i>This position is fully funded from restricted use sources.</i>	12	1.00	130,047
998623		Senior Educational Technologist			

**W.S.U ANNUAL BUDGET**  
**102611 - Online Education**  
**For Fiscal Year 2022**

Account Code	Position Number	Name or Account Description	Months	2022 Adopted	
				Budget FTE	Amount
		Moore, Taylor	12	1.00	50,750
		<i>This position is fully funded from restricted use sources.</i>			
	998633	Senior Online Academic Advisor Johnston, Jacquelyn	12	1.00	46,690
		<i>This position is fully funded from restricted use sources.</i>			
	998698	Online Academic Advisor/Enrollment Specialist McNeal, Brandon	12	1.00	42,032
		<i>This position is fully funded from restricted use sources.</i>			
	998735	Online Enrollment and Marketing Specialist Wilson, Noelle	12	1.00	42,000
		<i>This position is fully funded from restricted use sources.</i>			
	998945	Senior Instructional Designer Wuhib, Frehiwot	12	1.00	50,750
		<i>This position is fully funded from restricted use sources.</i>			
	999085	Academic Advisor Vacant		1.00	43,000
		<i>This position is fully funded from restricted use sources.</i>			
	999228	Online TAP Academic Advisor Lukert, Madison	12	1.00	43,000
		<i>This position is fully funded from restricted use sources.</i>			
	1110	Uncl-Salaries-Seasonal and Temp			-
	1115	Unclassified Salaries-Add'l Comp			-
	1190	Unclassified Salaries-Vacation			-
	1140	Grad Assistants-Other			18,000
		<b>Total Unclassified Salaries</b>		<b>16.91</b>	<b>852,572</b>
		<b>Total Unclassified Salaries by Fund</b>			
	D10680	RU Online Education		16.91	852,572
	D11305	RU Microcredentials		-	-
		<b>Total Unclassified Salaries by Fund</b>		<b>16.91</b>	<b>852,572</b>
<b>STUDENT ASSISTANTS AND BENEFITS</b>					
	1760	State Leave Pymt Assessment			5,634
	1830	Regents Retirement			60,525
	1850	TIAA Disability			8,351
	1911	Medicare			11,889
	1912	OASDI			50,814
	1750	Dependent Health Insurance			18,525
	1752	Healthy Kids Health Insurance			-
	1950	Single Group Health Insurance			101,179
	1970	Workers Compensation			2,636
	1980	Unemployment Compensation			681
		<b>Total Students and Fringe Benefits</b>			<b>260,234</b>
		<b>Total Students and Fringe Benefits by Fund</b>			
	D10680	RU Online Education			260,234
	D11305	RU Microcredentials			-
		<b>Total Students and Fringe Benefits</b>			<b>260,234</b>

**W.S.U ANNUAL BUDGET**  
**102611 - Online Education**  
**For Fiscal Year 2022**

Account Code	Position Number	Name or Account Description	Months	2022 Adopted	
				Budget FTE	Amount
<b>Total Salaries and Fringe Benefits</b>				<b>16.91</b>	<b>1,112,806</b>
<b>Total Salaries and Fringe Benefits by Fund</b>					
D10680		RU Online Education		16.91	1,112,806
D11305		RU Microcredentials		-	-
<b>Total Salaries and Fringe Benefits</b>				<b>16.91</b>	<b>1,112,806</b>
<b>OTHER OPERATING EXPENDITURES (OOE)</b>					
7C		Contractual Services			1,405,036
7F		Commodities			1,000
7H		Capital Outlay			71,087
7Z		Transfers Out			10,071
<b>Total OOE</b>					<b>1,487,194</b>
<b>Total OOE by Fund</b>					
D10680		RU Online Education			1,487,194
D11305		RU Microcredentials			-
<b>Total OOE by Fund</b>					<b>1,487,194</b>
<b>Total FTE and Expenditures</b>				<b>16.91</b>	<b>2,600,000</b>
<b>Total FTE and Expenditures by Fund</b>					
D10680		RU Online Education		16.91	2,600,000
D11305		RU Microcredentials		-	-
<b>Total FTE and Expenditures by Fund</b>				<b>16.91</b>	<b>2,600,000</b>

**W.S.U ANNUAL BUDGET  
102398 - Market Based Tuition  
For Fiscal Year 2022**

Account Code	Position Number	Name or Account Description	Months	2022 Adopted	
				Budget FTE	Amount
<b>USS SALARIES</b>					
<b>1000 USS Salaries-Permanent</b>					
<b>Total USS Salaries</b>				-	-
<b>Total USS Salaries by Fund</b>					
<b>Total USS Salaries by Fund</b>				-	-
<b>UNCLASSIFIED SALARIES</b>					
<b>1100 Unclassified Salaries-Permanent (Including 1105 - Stipend)</b>					
<b>Total Unclassified Salaries</b>				-	-
<b>Total Unclassified Salaries by Fund</b>					
<b>Total Unclassified Salaries by Fund</b>				-	-
<b>STUDENT ASSISTANTS AND BENEFITS</b>					
<b>Total Students and Fringe Benefits</b>				-	-
<b>Total Students and Fringe Benefits by Fund</b>					
<b>Total Students and Fringe Benefits</b>				-	-
<b>Total Salaries and Fringe Benefits</b>				-	-
<b>Total Salaries and Fringe Benefits by Fund</b>					
<b>Total Salaries and Fringe Benefits</b>				-	-
<b>OTHER OPERATING EXPENDITURES (OOE)</b>					
7C Contractual Services				310,000	
<b>Total OOE</b>				<b>310,000</b>	
<b>Total OOE by Fund</b>					
A2000 GU General Fees Fund				310,000	
<b>Total OOE by Fund</b>				<b>310,000</b>	
<b>Total FTE and Expenditures</b>				-	<b>310,000</b>
<b>Total FTE and Expenditures by Fund</b>					
A2000 GU General Fees Fund				-	310,000
<b>Total FTE and Expenditures by Fund</b>				-	<b>310,000</b>

**W.S.U ANNUAL BUDGET  
102405 - Badges Tuition  
For Fiscal Year 2022**

Account Code	Position Number	Name or Account Description	Months	2022 Adopted	
				Budget FTE	Amount
<b>USS SALARIES</b>					
<b>1000 USS Salaries-Permanent</b>					
<b>Total USS Salaries</b>				-	-
<b>Total USS Salaries by Fund</b>					
<b>Total USS Salaries by Fund</b>				-	-
<b>UNCLASSIFIED SALARIES</b>					
<b>1100 Unclassified Salaries-Permanent (Including 1105 - Stipend)</b>					
<b>Total Unclassified Salaries</b>				-	-
<b>Total Unclassified Salaries by Fund</b>					
<b>Total Unclassified Salaries by Fund</b>				-	-
<b>STUDENT ASSISTANTS AND BENEFITS</b>					
<b>Total Students and Fringe Benefits</b>				-	-
<b>Total Students and Fringe Benefits by Fund</b>					
<b>Total Students and Fringe Benefits</b>				-	-
<b>Total Salaries and Fringe Benefits</b>				-	-
<b>Total Salaries and Fringe Benefits by Fund</b>					
<b>Total Salaries and Fringe Benefits</b>				-	-
<b>OTHER OPERATING EXPENDITURES (OOE)</b>					
7C Contractual Services				35,000	
<b>Total OOE</b>				<b>35,000</b>	
<b>Total OOE by Fund</b>					
A2000 GU General Fees Fund				35,000	
<b>Total OOE by Fund</b>				<b>35,000</b>	
<b>Total FTE and Expenditures</b>				-	<b>35,000</b>
<b>Total FTE and Expenditures by Fund</b>					
A2000 GU General Fees Fund				-	35,000
<b>Total FTE and Expenditures by Fund</b>				-	<b>35,000</b>

**Wichita State University**  
**Fiscal Year 2022 Annual Operating Budget**

**Miscellaneous Instruction**  
**General Academic Instruction Program**

**Instruction Budget Summary**

<u>Expenditures</u>	<u>General Use Funds</u>				<u>Restricted Use Funds</u>	<u>Total Budget</u>	<u>% of Total Budget</u>
	<u>State General Fund</u>	<u>General Fees (Tuition) Fund</u>	<u>Total</u>	<u>% of General Use Budget</u>			
<b>Salaries and Fringe Benefits</b>							
University Support Staff Salaries	\$ -	\$ -	\$ -	0.0%	\$ -	\$ -	0.0%
Unclassified Salaries	890,009	2,873,605	3,763,614	54.5%	1,462,859	5,226,473	45.6%
Student Salaries	31,878	196,610	228,488	3.3%	50,168	278,656	2.4%
Fringe Benefits	244,681	270,153	514,834	7.5%	368,152	882,986	7.7%
Shrinkage	(26,601)	(76,165)	(102,766)	-1.5%	-	(102,766)	-0.9%
<b>Subtotal Salaries and Fringe Benefits</b>	<u>\$ 1,139,967</u>	<u>\$ 3,264,203</u>	<u>\$ 4,404,170</u>	<u>63.8%</u>	<u>\$ 1,881,179</u>	<u>\$ 6,285,349</u>	<u>54.9%</u>
<b>Other Operating Expenditures</b>	\$ -	\$ 2,497,556	\$ 2,497,556	36.2%	\$ 2,674,492	\$ 5,172,048	45.1%
<b>Total Instruction Budget</b>	<u>\$ 1,139,967</u>	<u>\$ 5,761,759</u>	<u>\$ 6,901,726</u>	<u>100.0%</u>	<u>\$ 4,555,671</u>	<u>\$ 11,457,397</u>	<u>100.0%</u>

**Instruction Budget Summary by Organization**

<u>Organization</u>	<u>FTE</u>	<u>General Use Funds</u>	<u>% of General Use Funds</u>	<u>Restricted Use Funds</u>	<u>% of Restricted Use Fund</u>	<u>Total Funds</u>	<u>% of Total Funds</u>
Graduate Assistants - Instruction	-	\$ -	0.0%	\$ 220,618	4.8%	\$ 220,618	1.9%
Engineering Graduate Assistants	-	-	0.0%	20,648	0.5%	20,648	0.2%
Grad School - Graduate Assistant Salary	-	1,734,353	25.1%	-	0.0%	1,734,353	15.1%
Supplemental Instruction	-	167,872	2.4%	-	0.0%	167,872	1.5%
Academic Affairs Contingency	-	485,793	7.0%	-	0.0%	485,793	4.2%
Honors College	5.00	474,922	6.9%	141,401	3.1%	616,323	5.4%
Academic Affairs Instruction	-	143,558	2.1%	-	0.0%	143,558	1.3%
Career Development	9.75	685,514	9.9%	57,527	1.3%	743,041	6.5%
Career Development - Career Events	-	-	0.0%	41,469	0.9%	41,469	0.4%
Kan-Grow Engineering Expansion Grant	-	-	0.0%	904,537	19.9%	904,537	7.9%
McConnell	1.00	-	0.0%	70,379	1.5%	70,379	0.6%
WSU West	2.50	515,659	7.5%	16,169	0.4%	531,828	4.6%
WSU South	2.21	312,236	4.5%	21,985	0.5%	334,221	2.9%
Haysville	1.29	50,249	0.7%	6,586	0.1%	56,835	0.5%
Office of Adult Learning	2.00	194,613	2.8%	6,200	0.1%	200,813	1.8%

*Continued on following page*

**Wichita State University**  
**Fiscal Year 2022 Annual Operating Budget**

**Miscellaneous Instruction**  
**General Academic Instruction Program**

**Instruction Budget Summary by Organization**

<u>Organization</u>	<u>FTE</u>	<u>General Use Funds</u>	<u>% of General Use Funds</u>	<u>Restricted Use Funds</u>	<u>% of Restricted Use Fund</u>	<u>Total Funds</u>	<u>% of Total Funds</u>
Institute of Interdisciplinary Creativity	4.00	\$ 261,593	3.8%	\$ 278,736	6.1%	\$ 540,329	4.7%
Social Science Research Laboratory	2.50	\$ 179,909	2.6%	\$ 49,487	1.1%	\$ 229,396	2.0%
Online Education	16.91	-	0.0%	2,589,929	56.9%	2,589,929	22.6%
Badges	-	35,000	0.5%	-	0.0%	35,000	0.3%
Badges/Lifelong Learning	-	-	0.0%	130,000	2.9%	130,000	1.1%
Teacher Apprentice Program	-	1,350,455	19.6%	-	0.0%	1,350,455	11.8%
Market Based Tuition	-	310,000	4.5%	-	0.0%	310,000	2.7%
<b>Total Instruction Budget</b>	<b>47.16</b>	<b>\$ 6,901,726</b>	<b>100.0%</b>	<b>\$ 4,555,671</b>	<b>100.0%</b>	<b>\$ 11,457,397</b>	<b>100.0%</b>

*Summary excludes nonreportable expenditures*

**Wichita State University**  
**Fiscal Year 2022 Annual Operating Budget**

**Instruction Program**  
**Program Code 42000**

**Summer Session**  
**Instruction Program Budget Units**

Summer Program in Mexico

Barton School Summer Session

Applied Studies Summer Session

Engineering Summer Session

Fine Arts Summer Session

Health Professions Summer Session

Liberal Arts Summer Session

Summer Incentive



**W.S.U ANNUAL BUDGET**  
**102505 - Summer Program in Mexico**  
**For Fiscal Year 2022**

Account Code	Position Number	Name or Account Description	Months	2022 Adopted	
				Budget FTE	Amount
<b>USS SALARIES</b>					
<b>1000 USS Salaries-Permanent</b>					
<b>Total USS Salaries</b>				-	-
<b>Total USS Salaries by Fund</b>					
<b>Total USS Salaries by Fund</b>				-	-
<b>UNCLASSIFIED SALARIES</b>					
<b>1100 Unclassified Salaries-Permanent (Including 1105 - Stipend)</b>					
1110		Uncl-Salaries-Seasonal and Temp			15,000
<b>Total Unclassified Salaries</b>				-	<b>15,000</b>
<b>Total Unclassified Salaries by Fund</b>					
D10196		RU Summer Program In Mexico		-	15,000
<b>Total Unclassified Salaries by Fund</b>				-	<b>15,000</b>
<b>STUDENT ASSISTANTS AND BENEFITS</b>					
1760		State Leave Pymt Assessment			99
1911		Medicare			218
1912		OASDI			930
1970		Workers Compensation			47
1980		Unemployment Compensation			12
<b>Total Students and Fringe Benefits</b>				-	<b>1,306</b>
<b>Total Students and Fringe Benefits by Fund</b>					
D10196		RU Summer Program In Mexico		-	1,306
<b>Total Students and Fringe Benefits</b>				-	<b>1,306</b>
<b>Total Salaries and Fringe Benefits</b>				-	<b>16,306</b>
<b>Total Salaries and Fringe Benefits by Fund</b>					
D10196		RU Summer Program In Mexico		-	16,306
<b>Total Salaries and Fringe Benefits</b>				-	<b>16,306</b>
<b>OTHER OPERATING EXPENDITURES (OOE)</b>					
7C		Contractual Services			30,211
7F		Commodities			4,800
7H		Capital Outlay			3,003
<b>Total OOE</b>				-	<b>38,014</b>
<b>Total OOE by Fund</b>					
D10196		RU Summer Program In Mexico		-	38,014
<b>Total OOE by Fund</b>				-	<b>38,014</b>
<b>Total FTE and Expenditures</b>				-	<b>54,320</b>
<b>Total FTE and Expenditures by Fund</b>					
D10196		RU Summer Program In Mexico		-	54,320
<b>Total FTE and Expenditures by Fund</b>				-	<b>54,320</b>

**W.S.U ANNUAL BUDGET**  
**102526 - Barton School Summer Session**  
**For Fiscal Year 2022**

Account Code	Position Number	Name or Account Description	Months	2022 Adopted	
				Budget FTE	Amount
<b>USS SALARIES</b>					
<b>1000 USS Salaries-Permanent</b>					
<b>Total USS Salaries</b>				-	-
<b>Total USS Salaries by Fund</b>					
<b>Total USS Salaries by Fund</b>				-	-
<b>UNCLASSIFIED SALARIES</b>					
<b>1100 Unclassified Salaries-Permanent (Including 1105 - Stipend)</b>					
1110		Uncl-Salaries-Seasonal and Temp		-	
1115		Unclassified Salaries-Add'l Comp			207,313
<b>Total Unclassified Salaries</b>				-	<b>207,313</b>
<b>Total Unclassified Salaries by Fund</b>					
A2000		GU General Fees Fund		-	207,313
<b>Total Unclassified Salaries by Fund</b>				-	<b>207,313</b>
<b>STUDENT ASSISTANTS AND BENEFITS</b>					
1690		Shrinkage			(5,587)
1760		State Leave Pymt Assessment			1,369
1830		Regents Retirement			17,622
1850		TIAA Disability			2,074
1911		Medicare			3,007
1912		OASDI			12,854
1970		Workers Compensation			639
1980		Unemployment Compensation			166
<b>Total Students and Fringe Benefits</b>				-	<b>32,144</b>
<b>Total Students and Fringe Benefits by Fund</b>					
A2000		GU General Fees Fund			32,144
<b>Total Students and Fringe Benefits</b>				-	<b>32,144</b>
<b>Total Salaries and Fringe Benefits</b>				-	<b>239,457</b>
<b>Total Salaries and Fringe Benefits by Fund</b>					
A2000		GU General Fees Fund		-	239,457
<b>Total Salaries and Fringe Benefits</b>				-	<b>239,457</b>
<b>OTHER OPERATING EXPENDITURES (OOE)</b>					
<b>Total OOE</b>				-	-
<b>Total OOE by Fund</b>					
<b>Total OOE by Fund</b>				-	-
<b>Total FTE and Expenditures</b>				-	<b>239,457</b>
<b>Total FTE and Expenditures by Fund</b>					
A2000		GU General Fees Fund		-	239,457
<b>Total FTE and Expenditures by Fund</b>				-	<b>239,457</b>

**W.S.U ANNUAL BUDGET**  
**102527 - Applied Studies Summer Session**  
**For Fiscal Year 2022**

Account Code	Position Number	Name or Account Description	Months	2022 Adopted	
				Budget FTE	Amount
<b>USS SALARIES</b>					
<b>1000 USS Salaries-Permanent</b>					
<b>Total USS Salaries</b>				-	-
<b>Total USS Salaries by Fund</b>					
<b>Total USS Salaries by Fund</b>				-	-
<b>UNCLASSIFIED SALARIES</b>					
<b>1100 Unclassified Salaries-Permanent (Including 1105 - Stipend)</b>					
1110		Uncl-Salaries-Seasonal and Temp		-	
1115		Unclassified Salaries-Add'l Comp			222,015
<b>Total Unclassified Salaries</b>				-	<b>222,015</b>
<b>Total Unclassified Salaries by Fund</b>					
A2000		GU General Fees Fund		-	222,015
<b>Total Unclassified Salaries by Fund</b>				-	<b>222,015</b>
<b>STUDENT ASSISTANTS AND BENEFITS</b>					
1690		Shrinkage			(5,983)
1760		State Leave Pymt Assessment			1,466
1830		Regents Retirement			18,872
1850		TIAA Disability			2,221
1911		Medicare			3,220
1912		OASDI			13,765
1970		Workers Compensation			684
1980		Unemployment Compensation			178
<b>Total Students and Fringe Benefits</b>				-	<b>34,423</b>
<b>Total Students and Fringe Benefits by Fund</b>					
A2000		GU General Fees Fund			34,423
<b>Total Students and Fringe Benefits</b>				-	<b>34,423</b>
<b>Total Salaries and Fringe Benefits</b>				-	<b>256,438</b>
<b>Total Salaries and Fringe Benefits by Fund</b>					
A2000		GU General Fees Fund		-	256,438
<b>Total Salaries and Fringe Benefits</b>				-	<b>256,438</b>
<b>OTHER OPERATING EXPENDITURES (OOE)</b>					
<b>Total OOE</b>				-	-
<b>Total OOE by Fund</b>					
<b>Total OOE by Fund</b>				-	-
<b>Total FTE and Expenditures</b>				-	<b>256,438</b>
<b>Total FTE and Expenditures by Fund</b>					
A2000		GU General Fees Fund		-	256,438
<b>Total FTE and Expenditures by Fund</b>				-	<b>256,438</b>

**W.S.U ANNUAL BUDGET**  
**102528 - Engineering Summer Session**  
**For Fiscal Year 2022**

Account Code	Position Number	Name or Account Description	Months	2022 Adopted	
				Budget FTE	Amount
<b>USS SALARIES</b>					
<b>1000 USS Salaries-Permanent</b>					
<b>Total USS Salaries</b>				-	-
<b>Total USS Salaries by Fund</b>					
<b>Total USS Salaries by Fund</b>				-	-
<b>UNCLASSIFIED SALARIES</b>					
<b>1100 Unclassified Salaries-Permanent (Including 1105 - Stipend)</b>					
1110		Uncl-Salaries-Seasonal and Temp		-	-
1115		Unclassified Salaries-Add'l Comp		-	52,090
<b>Total Unclassified Salaries</b>				-	<b>52,090</b>
<b>Total Unclassified Salaries by Fund</b>					
A2000		GU General Fees Fund		-	52,090
<b>Total Unclassified Salaries by Fund</b>				-	<b>52,090</b>
<b>STUDENT ASSISTANTS AND BENEFITS</b>					
1690		Shrinkage		-	(1,403)
1760		State Leave Pymt Assessment		-	344
1830		Regents Retirement		-	4,428
1850		TIAA Disability		-	521
1911		Medicare		-	756
1912		OASDI		-	3,230
1970		Workers Compensation		-	161
1980		Unemployment Compensation		-	42
<b>Total Students and Fringe Benefits</b>				-	<b>8,079</b>
<b>Total Students and Fringe Benefits by Fund</b>					
A2000		GU General Fees Fund		-	8,079
<b>Total Students and Fringe Benefits</b>				-	<b>8,079</b>
<b>Total Salaries and Fringe Benefits</b>				-	<b>60,169</b>
<b>Total Salaries and Fringe Benefits by Fund</b>					
A2000		GU General Fees Fund		-	60,169
<b>Total Salaries and Fringe Benefits</b>				-	<b>60,169</b>
<b>OTHER OPERATING EXPENDITURES (OOE)</b>					
<b>Total OOE</b>				-	-
<b>Total OOE by Fund</b>					
<b>Total OOE by Fund</b>				-	-
<b>Total FTE and Expenditures</b>				-	<b>60,169</b>
<b>Total FTE and Expenditures by Fund</b>					
A2000		GU General Fees Fund		-	60,169
<b>Total FTE and Expenditures by Fund</b>				-	<b>60,169</b>

**W.S.U ANNUAL BUDGET**  
**102529 - Fine Arts Summer Session**  
**For Fiscal Year 2022**

Account Code	Position Number	Name or Account Description	Months	2022 Adopted	
				Budget FTE	Amount
<b>USS SALARIES</b>					
<b>1000 USS Salaries-Permanent</b>					
<b>Total USS Salaries</b>				-	-
<b>Total USS Salaries by Fund</b>					
<b>Total USS Salaries by Fund</b>				-	-
<b>UNCLASSIFIED SALARIES</b>					
<b>1100 Unclassified Salaries-Permanent (Including 1105 - Stipend)</b>					
1110		Uncl-Salaries-Seasonal and Temp		-	
1115		Unclassified Salaries-Add'l Comp			67,654
<b>Total Unclassified Salaries</b>				-	<b>67,654</b>
<b>Total Unclassified Salaries by Fund</b>					
A2000		GU General Fees Fund		-	67,654
<b>Total Unclassified Salaries by Fund</b>				-	<b>67,654</b>
<b>STUDENT ASSISTANTS AND BENEFITS</b>					
1690		Shrinkage			(1,823)
1760		State Leave Pymt Assessment			447
1830		Regents Retirement			5,751
1850		TIAA Disability			677
1911		Medicare			981
1912		OASDI			4,195
1970		Workers Compensation			209
1980		Unemployment Compensation			55
<b>Total Students and Fringe Benefits</b>				-	<b>10,492</b>
<b>Total Students and Fringe Benefits by Fund</b>					
A2000		GU General Fees Fund			10,492
<b>Total Students and Fringe Benefits</b>				-	<b>10,492</b>
<b>Total Salaries and Fringe Benefits</b>				-	<b>78,146</b>
<b>Total Salaries and Fringe Benefits by Fund</b>					
A2000		GU General Fees Fund		-	78,146
<b>Total Salaries and Fringe Benefits</b>				-	<b>78,146</b>
<b>OTHER OPERATING EXPENDITURES (OOE)</b>					
<b>Total OOE</b>				-	-
<b>Total OOE by Fund</b>					
<b>Total OOE by Fund</b>				-	-
<b>Total FTE and Expenditures</b>				-	<b>78,146</b>
<b>Total FTE and Expenditures by Fund</b>					
A2000		GU General Fees Fund		-	78,146
<b>Total FTE and Expenditures by Fund</b>				-	<b>78,146</b>

**W.S.U ANNUAL BUDGET**  
**102530 - Health Professions Summer Session**  
**For Fiscal Year 2022**

Account Code	Position Number	Name or Account Description	Months	2022 Adopted	
				Budget FTE	Amount
<b>USS SALARIES</b>					
<b>1000 USS Salaries-Permanent</b>					
<b>Total USS Salaries</b>				-	-
<b>Total USS Salaries by Fund</b>					
<b>Total USS Salaries by Fund</b>				-	-
<b>UNCLASSIFIED SALARIES</b>					
<b>1100 Unclassified Salaries-Permanent (Including 1105 - Stipend)</b>					
1110		Uncl-Salaries-Seasonal and Temp		-	
1115		Unclassified Salaries-Add'l Comp			98,105
<b>Total Unclassified Salaries</b>				-	<b>98,105</b>
<b>Total Unclassified Salaries by Fund</b>					
A2000		GU General Fees Fund		-	98,105
<b>Total Unclassified Salaries by Fund</b>				-	<b>98,105</b>
<b>STUDENT ASSISTANTS AND BENEFITS</b>					
1690		Shrinkage			(2,643)
1760		State Leave Pymt Assessment			648
1830		Regents Retirement			8,339
1850		TIAA Disability			982
1911		Medicare			1,423
1912		OASDI			6,083
1970		Workers Compensation			303
1980		Unemployment Compensation			79
<b>Total Students and Fringe Benefits</b>				-	<b>15,214</b>
<b>Total Students and Fringe Benefits by Fund</b>					
A2000		GU General Fees Fund			15,214
<b>Total Students and Fringe Benefits</b>				-	<b>15,214</b>
<b>Total Salaries and Fringe Benefits</b>				-	<b>113,319</b>
<b>Total Salaries and Fringe Benefits by Fund</b>					
A2000		GU General Fees Fund		-	113,319
<b>Total Salaries and Fringe Benefits</b>				-	<b>113,319</b>
<b>OTHER OPERATING EXPENDITURES (OOE)</b>					
<b>Total OOE</b>				-	-
<b>Total OOE by Fund</b>					
<b>Total OOE by Fund</b>				-	-
<b>Total FTE and Expenditures</b>				-	<b>113,319</b>
<b>Total FTE and Expenditures by Fund</b>					
A2000		GU General Fees Fund		-	113,319
<b>Total FTE and Expenditures by Fund</b>				-	<b>113,319</b>

**W.S.U ANNUAL BUDGET**  
**102531 - Liberal Arts Summer Session**  
**For Fiscal Year 2022**

Account Code	Position Number	Name or Account Description	Months	2022 Adopted	
				Budget FTE	Amount
<b>USS SALARIES</b>					
<b>1000 USS Salaries-Permanent</b>					
<b>Total USS Salaries</b>				-	-
<b>Total USS Salaries by Fund</b>					
<b>Total USS Salaries by Fund</b>				-	-
<b>UNCLASSIFIED SALARIES</b>					
<b>1100 Unclassified Salaries-Permanent (Including 1105 - Stipend)</b>					
1110		Uncl-Salaries-Seasonal and Temp		-	
1115		Unclassified Salaries-Add'l Comp			443,307
<b>Total Unclassified Salaries</b>				-	<b>443,307</b>
<b>Total Unclassified Salaries by Fund</b>					
A2000		GU General Fees Fund		-	443,307
<b>Total Unclassified Salaries by Fund</b>				-	<b>443,307</b>
<b>STUDENT ASSISTANTS AND BENEFITS</b>					
1690		Shrinkage			(11,946)
1760		State Leave Pymt Assessment			2,926
1830		Regents Retirement			37,682
1850		TIAA Disability			4,434
1911		Medicare			6,428
1912		OASDI			27,486
1970		Workers Compensation			1,366
1980		Unemployment Compensation			355
<b>Total Students and Fringe Benefits</b>				-	<b>68,731</b>
<b>Total Students and Fringe Benefits by Fund</b>					
A2000		GU General Fees Fund			68,731
<b>Total Students and Fringe Benefits</b>				-	<b>68,731</b>
<b>Total Salaries and Fringe Benefits</b>				-	<b>512,038</b>
<b>Total Salaries and Fringe Benefits by Fund</b>					
A2000		GU General Fees Fund		-	512,038
<b>Total Salaries and Fringe Benefits</b>				-	<b>512,038</b>
<b>OTHER OPERATING EXPENDITURES (OOE)</b>					
<b>Total OOE</b>				-	-
<b>Total OOE by Fund</b>					
<b>Total OOE by Fund</b>				-	-
<b>Total FTE and Expenditures</b>				-	<b>512,038</b>
<b>Total FTE and Expenditures by Fund</b>					
A2000		GU General Fees Fund		-	512,038
<b>Total FTE and Expenditures by Fund</b>				-	<b>512,038</b>

**W.S.U ANNUAL BUDGET  
102533 - Summer Incentive  
For Fiscal Year 2022**

Account Code	Position Number	Name or Account Description	Months	2022 Adopted	
				Budget FTE	Amount
<b>USS SALARIES</b>					
<b>1000 USS Salaries-Permanent</b>					
<b>Total USS Salaries</b>				-	-
<b>Total USS Salaries by Fund</b>					
<b>Total USS Salaries by Fund</b>				-	-
<b>UNCLASSIFIED SALARIES</b>					
<b>1100 Unclassified Salaries-Permanent (Including 1105 - Stipend)</b>					
1110		Uncl-Salaries-Seasonal and Temp		-	
1115		Unclassified Salaries-Add'l Comp			618,558
<b>Total Unclassified Salaries</b>				-	<b>618,558</b>
<b>Total Unclassified Salaries by Fund</b>					
A2000		GU General Fees Fund		-	618,558
<b>Total Unclassified Salaries by Fund</b>				-	<b>618,558</b>
<b>STUDENT ASSISTANTS AND BENEFITS</b>					
1690		Shrinkage			(16,669)
1760		State Leave Pymt Assessment			4,083
1830		Regents Retirement			52,578
1850		TIAA Disability			6,186
1911		Medicare			8,970
1912		OASDI			38,351
1970		Workers Compensation			1,906
1980		Unemployment Compensation			495
<b>Total Students and Fringe Benefits</b>				-	<b>95,900</b>
<b>Total Students and Fringe Benefits by Fund</b>					
A2000		GU General Fees Fund			95,900
<b>Total Students and Fringe Benefits</b>				-	<b>95,900</b>
<b>Total Salaries and Fringe Benefits</b>				-	<b>714,458</b>
<b>Total Salaries and Fringe Benefits by Fund</b>					
A2000		GU General Fees Fund		-	714,458
<b>Total Salaries and Fringe Benefits</b>				-	<b>714,458</b>
<b>OTHER OPERATING EXPENDITURES (OOE)</b>					
7C		Contractual Services			90,000
<b>Total OOE</b>				-	<b>90,000</b>
<b>Total OOE by Fund</b>					
A2000		GU General Fees Fund			90,000
<b>Total OOE by Fund</b>				-	<b>90,000</b>
<b>Total FTE and Expenditures</b>				-	<b>804,458</b>
<b>Total FTE and Expenditures by Fund</b>					
A2000		GU General Fees Fund		-	804,458
<b>Total FTE and Expenditures by Fund</b>				-	<b>804,458</b>



**Wichita State University**  
**Fiscal Year 2022 Annual Operating Budget**

**Summer Session**  
**General Academic Instruction Program**

**Instruction Budget Summary**

<u>Expenditures</u>	General Use Funds				Restricted Use Funds	Total Budget	% of Total Budget
	State General Fund	General Fees (Tuition) Fund	Total	% of General Use Budget			
<b>Salaries and Fringe Benefits</b>							
University Support Staff Salaries	\$ -	\$ -	\$ -	0.0%	\$ -	\$ -	0.0%
Unclassified Salaries	-	1,709,042	1,709,042	82.8%	15,000	1,724,042	81.4%
Student Salaries	-	-	-	0.0%	-	-	0.0%
Fringe Benefits	-	311,037	311,037	15.1%	1,306	312,343	14.7%
Shrinkage	-	(46,054)	(46,054)	-2.2%	-	(46,054)	-2.2%
<b>Subtotal Salaries and Fringe Benefits</b>	<b>\$ -</b>	<b>\$ 1,974,025</b>	<b>\$ 1,974,025</b>	<b>95.6%</b>	<b>\$ 16,306</b>	<b>\$ 1,990,331</b>	<b>94.0%</b>
<b>Other Operating Expenditures</b>	<b>\$ -</b>	<b>\$ 90,000</b>	<b>\$ 90,000</b>	<b>4.4%</b>	<b>\$ 38,014</b>	<b>\$ 128,014</b>	<b>6.0%</b>
<b>Total Instruction Budget</b>	<b>\$ -</b>	<b>\$ 2,064,025</b>	<b>\$ 2,064,025</b>	<b>100.0%</b>	<b>\$ 54,320</b>	<b>\$ 2,118,345</b>	<b>100.0%</b>

**Instruction Budget Summary by Organization**

<u>Organization</u>	FTE	General Use Funds	% of General Use Funds	Restricted Use Funds	% of Restricted Use Fund	Total Funds	% of Total Funds
Fine Arts Summer Workshop	-	\$ -	0.0%	\$ -	0.0%	\$ -	0.0%
Summer Program In Mexico	-	-	0.0%	54,320	100.0%	54,320	2.6%
Barton School Summer Session	-	239,457	11.6%	-	0.0%	239,457	11.3%
Applied Studies Summer Session	-	256,438	12.4%	-	0.0%	256,438	12.1%
Engineering Summer Session	-	60,169	2.9%	-	0.0%	60,169	2.8%
Fine Arts Summer Session	-	78,146	3.8%	-	0.0%	78,146	3.7%
Health Professions Summer Session	-	113,319	5.5%	-	0.0%	113,319	5.3%
Liberal Arts Summer Session	-	512,038	24.8%	-	0.0%	512,038	24.2%
Summer Incentive	-	804,458	39.0%	-	0.0%	804,458	38.0%
<b>Total Instruction Budget</b>	<b>-</b>	<b>\$ 2,064,025</b>	<b>100.0%</b>	<b>\$ 54,320</b>	<b>100.0%</b>	<b>\$ 2,118,345</b>	<b>100.0%</b>

Summary excludes nonreportable expenditures

**Wichita State University**  
**Fiscal Year 2022 Annual Operating Budget**

**Instruction Program**  
**Program Code 42000**

**Instruction Program Budget Summary**

<u>Expenditures</u>	<u>General Use Funds</u>				<u>Restricted Use Funds</u>	<u>Total Budget</u>	<u>% of Total Budget</u>
	<u>State General Fund</u>	<u>General Fees (Tuition) Fund</u>	<u>Total</u>	<u>% of General Use Budget</u>			
<b>Salaries and Fringe Benefits</b>							
University Support Staff Salaries	\$ 455,299	\$ -	\$ 455,299	0.7%	\$ 52,131	\$ 507,431	0.6%
Unclassified Salaries	25,555,758	20,115,324	45,671,082	74.8%	14,155,373	59,826,455	70.1%
Student Salaries	251,441	202,909	454,350	0.7%	218,790	673,140	0.8%
Fringe Benefits	7,631,085	4,699,255	12,330,341	20.2%	3,161,976	15,492,316	18.1%
Shrinkage	(772,955)	(570,511)	(1,343,466)	-2.2%	-	(1,343,466)	-1.6%
<b>Subtotal Salaries and Fringe Benefits</b>	<u>\$ 33,120,629</u>	<u>\$ 24,446,977</u>	<u>\$ 57,567,606</u>	<u>94.3%</u>	<u>\$ 17,588,270</u>	<u>\$ 75,155,876</u>	<u>88.0%</u>
<b>Other Operating Expenditures</b>	<u>\$ -</u>	<u>\$ 3,474,730</u>	<u>\$ 3,474,730</u>	<u>5.7%</u>	<u>\$ 6,736,243</u>	<u>\$ 10,210,973</u>	<u>12.0%</u>
<b>Total Instruction Program Budget</b>	<u><u>\$ 33,120,629</u></u>	<u><u>\$ 27,921,707</u></u>	<u><u>\$ 61,042,336</u></u>	<u><u>100.0%</u></u>	<u><u>\$ 24,324,513</u></u>	<u><u>\$ 85,366,849</u></u>	<u><u>100.0%</u></u>

Summary excludes nonreportable expenditures

**Wichita State University**  
**Fiscal Year 2022 Annual Operating Budget**

**Research Program**  
**Program Code 45000**

**Research Program Definition**

The Research Program includes all expenditures for activities specifically organized to produce research, whether commissioned by an agency external to the institution or separately budgeted by an organizational unit within the institution. Subject to these conditions, the program includes expenditures for individual and/or project research as well as that of institutes and research centers. The Research Program is further divided into three sub-programs: Institutes and Research Centers (45210), Individual or Project Research (45220), and General Research.

**W.S.U ANNUAL BUDGET**  
**102145 - NIAR - Special Programs**  
**For Fiscal Year 2022**

Account Code	Position Number	Name or Account Description	Months	2022 Adopted	
				Budget FTE	Amount
<b>USS SALARIES</b>					
<b>1000 USS Salaries-Permanent</b>					
<b>Total USS Salaries</b>				-	-
<b>Total USS Salaries by Fund</b>					
<b>Total USS Salaries by Fund</b>				-	-
<b>UNCLASSIFIED SALARIES</b>					
<b>1100 Unclassified Salaries-Permanent (Including 1105 - Stipend)</b>					
1115		Unclassified Salaries-Add'l Comp			998,410
<b>Total Unclassified Salaries</b>				-	<b>998,410</b>
<b>Total Unclassified Salaries by Fund</b>					
D10128		RU NIAR-Special Programs		-	398,438
D10819		RU NIAR-Special Prog-Composites		-	599,972
<b>Total Unclassified Salaries by Fund</b>				-	<b>998,410</b>
<b>STUDENT ASSISTANTS AND BENEFITS</b>					
1760		State Leave Pymt Assessment			6,590
1830		Regents Retirement			84,866
1850		TIAA Disability			9,985
1911		Medicare			14,478
1912		OASDI			61,903
1970		Workers Compensation			3,076
1980		Unemployment Compensation			799
<b>Total Students and Fringe Benefits</b>				-	<b>181,697</b>
<b>Total Students and Fringe Benefits by Fund</b>					
D10128		RU NIAR-Special Programs			72,512
D10819		RU NIAR-Special Prog-Composites			109,185
<b>Total Students and Fringe Benefits</b>				-	<b>181,697</b>
<b>Total Salaries and Fringe Benefits</b>				-	<b>1,180,107</b>
<b>Total Salaries and Fringe Benefits by Fund</b>					
D10128		RU NIAR-Special Programs		-	470,950
D10819		RU NIAR-Special Prog-Composites		-	709,157
<b>Total Salaries and Fringe Benefits</b>				-	<b>1,180,107</b>
<b>OTHER OPERATING EXPENDITURES (OOE)</b>					
7C		Contractual Services			50,000
<b>Total OOE</b>				-	<b>50,000</b>
<b>Total OOE by Fund</b>					
D10128		RU NIAR-Special Programs			50,000
<b>Total OOE by Fund</b>				-	<b>50,000</b>
<b>Total FTE and Expenditures</b>				-	<b>1,230,107</b>
<b>Total FTE and Expenditures by Fund</b>					
D10128		RU NIAR-Special Programs		-	520,950
D10819		RU NIAR-Special Prog-Composites		-	709,157
<b>Total FTE and Expenditures by Fund</b>				-	<b>1,230,107</b>

**W.S.U ANNUAL BUDGET**  
**102150 - Aviation Research Initiative**  
**For Fiscal Year 2022**

Account Code	Position Number	Name or Account Description	Months	2022 Adopted	
				Budget FTE	Amount
<b>USS SALARIES</b>					
<b>1000 USS Salaries-Permanent</b>					
<b>Total USS Salaries</b>				-	-
<b>Total USS Salaries by Fund</b>					
<b>Total USS Salaries by Fund</b>				-	-
<b>UNCLASSIFIED SALARIES</b>					
<b>1100 Unclassified Salaries-Permanent (Including 1105 - Stipend)</b>					
<b>Total Unclassified Salaries</b>				-	-
<b>Total Unclassified Salaries by Fund</b>					
<b>Total Unclassified Salaries by Fund</b>				-	-
<b>STUDENT ASSISTANTS AND BENEFITS</b>					
<b>Total Students and Fringe Benefits</b>				-	-
<b>Total Students and Fringe Benefits by Fund</b>					
<b>Total Students and Fringe Benefits</b>				-	-
<b>Total Salaries and Fringe Benefits</b>				-	-
<b>Total Salaries and Fringe Benefits by Fund</b>					
<b>Total Salaries and Fringe Benefits</b>				-	-
<b>OTHER OPERATING EXPENDITURES (OOE)</b>					
7C		Contractual Services			6,799,000
7F		Commodities			-
7H		Capital Outlay			3,000,000
<b>Total OOE</b>					<b>9,799,000</b>
<b>Total OOE by Fund</b>					
A2103		GU SGF KART Aviation Research FY21			-
A2104		GU SGF KART2 Aviation Research FY21			-
A2203		GU SGF KART Aviation Research FY22			4,899,500
A2204		GU SGF KART2 Aviation Research FY22			4,899,500
<b>Total OOE by Fund</b>					<b>9,799,000</b>
<b>Total FTE and Expenditures</b>				-	<b>9,799,000</b>
<b>Total FTE and Expenditures by Fund</b>					
A2103		GU SGF KART Aviation Research FY21		-	-
A2104		GU SGF KART2 Aviation Research FY21		-	-
A2203		GU SGF KART Aviation Research FY22		-	4,899,500
A2204		GU SGF KART2 Aviation Research FY22		-	4,899,500
<b>Total FTE and Expenditures by Fund</b>				-	<b>9,799,000</b>

**W.S.U ANNUAL BUDGET**  
**102152 - NIAR - Environmental Test Lab**  
**For Fiscal Year 2022**

Account Code	Position Number	Name or Account Description	Months	2022 Adopted	
				Budget FTE	Amount
<b>USS SALARIES</b>					
<b>1000 USS Salaries-Permanent</b>					
<b>Total USS Salaries</b>				-	-
<b>Total USS Salaries by Fund</b>					
<b>Total USS Salaries by Fund</b>				-	-
<b>UNCLASSIFIED SALARIES</b>					
<b>1100 Unclassified Salaries-Permanent (Including 1105 - Stipend)</b>					
991436		NIAR Engineer - Testing and Research Khajehpour, Rebeka <i>This position is fully funded from restricted use sources.</i>	12	1.00	60,008
991707		Manager Laboratory Conquest, Nicholas <i>This position is fully funded from restricted use sources.</i>	12	1.00	130,000
991779		NIAR Research Scientist Senior Rehard, John <i>This position is fully funded from restricted use sources.</i>	12	1.00	160,000
993070		NIAR Engineering Design and Mod Business and Project Manager Bonitati, Allison <i>This position is fully funded from restricted use sources.</i>	12	0.10	14,500
993274		Business Director of Environmental Test Lab Dellinger, James <i>This position is fully funded from restricted use sources.</i>	12	1.00	145,000
993536		Director, NIAR Engineering Design and Modification Jones, David <i>This position is fully funded from restricted use sources.</i>	12	0.10	26,644
994237		NIAR Research Scientist Senior & Director Mcmullen, Kyle <i>This position is fully funded from restricted use sources.</i>	12	1.00	158,663
994462		Test Engineer Leslie, Gregory <i>This position is fully funded from restricted use sources.</i>	12	1.00	50,232
994499		NIAR Research Engineer Senior Condon, Ernest <i>This position is fully funded from restricted use sources.</i>	12	1.00	135,244
995198		Test Engineer Gonzalez, Alyssa <i>This position is fully funded from restricted use sources.</i>	12	1.00	65,000
997383		Test Engineer			

**W.S.U ANNUAL BUDGET**  
**102152 - NIAR - Environmental Test Lab**  
**For Fiscal Year 2022**

Account Code	Position Number	Name or Account Description	Months	2022 Adopted	
				Budget FTE	Amount
		Milford, Brock	12	1.00	80,018
		<i>This position is fully funded from restricted use sources.</i>			
	997414	Test Engineer Bruffett, Susanna	12	1.00	75,005
		<i>This position is fully funded from restricted use sources.</i>			
	998402	Test Engineer Smitley, Alexander	12	1.00	51,002
		<i>This position is fully funded from restricted use sources.</i>			
	998609	Test Engineer Rule, Cory	12	1.00	68,266
		<i>This position is fully funded from restricted use sources.</i>			
	999118	NIAR Research Technician Owens, Reid	12	1.00	52,083
		<i>This position is fully funded from restricted use sources.</i>			
	999243	NIAR Business Manager Jones, Matthew	12	0.10	6,800
		<i>This position is fully funded from restricted use sources.</i>			
	1110	Uncl-Salaries-Seasonal and Temp			15,000
	1115	Unclassified Salaries-Add'l Comp			79,750
	1190	Unclassified Salaries-Vacation			60,000
	1160	Unclass Sal-OT/Comp/AHR			60,000
		<b>Total Unclassified Salaries</b>		<b>13.30</b>	<b>1,493,214</b>
		<b>Total Unclassified Salaries by Fund</b>			
	D10897	RU NIAR-Environmental Test Lab		13.30	1,493,214
		<b>Total Unclassified Salaries by Fund</b>		<b>13.30</b>	<b>1,493,214</b>
<b>STUDENT ASSISTANTS AND BENEFITS</b>					
	1200	Student Salaries-Regular			60,000
	1760	State Leave Pymt Assessment			9,862
	1830	Regents Retirement			120,555
	1850	TIAA Disability			14,189
	1911	Medicare			20,441
	1912	OASDI			85,125
	1750	Dependent Health Insurance			15,191
	1950	Single Group Health Insurance			87,775
	1970	Workers Compensation			4,608
	1980	Unemployment Compensation			1,183
		<b>Total Students and Fringe Benefits</b>			<b>418,929</b>
		<b>Total Students and Fringe Benefits by Fund</b>			
	D10897	RU NIAR-Environmental Test Lab			418,929
		<b>Total Students and Fringe Benefits</b>			<b>418,929</b>
		<b>Total Salaries and Fringe Benefits</b>		<b>13.30</b>	<b>1,912,143</b>
		<b>Total Salaries and Fringe Benefits by Fund</b>			
	D10897	RU NIAR-Environmental Test Lab		13.30	1,912,143
		<b>Total Salaries and Fringe Benefits</b>		<b>13.30</b>	<b>1,912,143</b>

**OTHER OPERATING EXPENDITURES (OOE)**

**W.S.U ANNUAL BUDGET**  
**102152 - NIAR - Environmental Test Lab**  
**For Fiscal Year 2022**

Account Code	Position Number	Name or Account Description	Months	2022 Adopted	
				Budget FTE	Amount
	7C	Contractual Services			1,274,112
	7F	Commodities			153,472
	7H	Capital Outlay			70,000
	7X	Indirect Costs			410,000
	7Z	Transfers Out			380,000
		<b>Total OOE</b>			<b>2,287,584</b>
<b>Total OOE by Fund</b>					
	D10897	RU NIAR-Environmental Test Lab			1,877,584
	D11409	SRO Environmental Test SC Reserve			410,000
		<b>Total OOE by Fund</b>			<b>2,287,584</b>
		<b>Total FTE and Expenditures</b>		<b>13.30</b>	<b>4,199,727</b>
<b>Total FTE and Expenditures by Fund</b>					
	D10897	RU NIAR-Environmental Test Lab		13.30	3,789,727
	D11409	SRO Environmental Test SC Reserve		-	410,000
		<b>Total FTE and Expenditures by Fund</b>		<b>13.30</b>	<b>4,199,727</b>



**W.S.U ANNUAL BUDGET**  
**102153 - NIAR - Calibration and Quality Lab**  
**For Fiscal Year 2022**

Account Code	Position Number	Name or Account Description	Months	2022 Adopted	
				Budget FTE	Amount
<b>USS SALARIES</b>					
<b>1000 USS Salaries-Permanent</b>					
<b>Total USS Salaries</b>				-	-
<b>Total USS Salaries by Fund</b>					
<b>Total USS Salaries by Fund</b>				-	-
<b>UNCLASSIFIED SALARIES</b>					
<b>1100 Unclassified Salaries-Permanent (Including 1105 - Stipend)</b>					
994427		Research Engineer Robles, Jeffrey <i>This position is fully funded from restricted use sources.</i>	12	1.00	74,700
995559		NIAR Research Engineer Howard, David <i>This position is fully funded from restricted use sources.</i>	12	1.00	71,906
997271		Research Engineer Fitzgeralds, Keith <i>This position is fully funded from restricted use sources.</i>	12	1.00	101,900
997473		Senior Research Engineer Hunter, Joseph <i>This position is fully funded from restricted use sources.</i>	12	1.00	93,100
1115		Unclassified Salaries-Add'l Comp			25,000
1160		Unclass Sal-OT/Comp/AHR			14,000
<b>Total Unclassified Salaries</b>				<b>4.00</b>	<b>380,606</b>
<b>Total Unclassified Salaries by Fund</b>					
D10335		RU NIAR-Calibration and Qual Lab		4.00	380,606
<b>Total Unclassified Salaries by Fund</b>				<b>4.00</b>	<b>380,606</b>
<b>STUDENT ASSISTANTS AND BENEFITS</b>					
1200		Student Salaries-Regular			28,000
1760		State Leave Pymt Assessment			2,700
1830		Regents Retirement			32,354
1850		TIAA Disability			3,807
1911		Medicare			5,286
1912		OASDI			22,592
1750		Dependent Health Insurance			11,115
1950		Single Group Health Insurance			31,348
1970		Workers Compensation			1,262
1980		Unemployment Compensation			317
<b>Total Students and Fringe Benefits</b>					<b>138,781</b>
<b>Total Students and Fringe Benefits by Fund</b>					
D10335		RU NIAR-Calibration and Qual Lab			138,781
<b>Total Students and Fringe Benefits</b>					<b>138,781</b>
<b>Total Salaries and Fringe Benefits</b>				<b>4.00</b>	<b>519,387</b>
<b>Total Salaries and Fringe Benefits by Fund</b>					

**W.S.U ANNUAL BUDGET**  
**102153 - NIAR - Calibration and Quality Lab**  
**For Fiscal Year 2022**

Account Code	Position Number	Name or Account Description	Months	2022 Adopted	
				Budget FTE	Amount
	D10335	RU NIAR-Calibration and Qual Lab		4.00	519,387
		<b>Total Salaries and Fringe Benefits</b>		<b>4.00</b>	<b>519,387</b>
<b>OTHER OPERATING EXPENDITURES (OOE)</b>					
	7C	Contractual Services			68,325
	7F	Commodities			14,300
	7H	Capital Outlay			13,200
		<b>Total OOE</b>			<b>95,825</b>
<b>Total OOE by Fund</b>					
	D10335	RU NIAR-Calibration and Qual Lab			95,825
		<b>Total OOE by Fund</b>			<b>95,825</b>
<b>Total FTE and Expenditures</b>					
				<b>4.00</b>	<b>615,212</b>
<b>Total FTE and Expenditures by Fund</b>					
	D10335	RU NIAR-Calibration and Qual Lab		4.00	615,212
		<b>Total FTE and Expenditures by Fund</b>		<b>4.00</b>	<b>615,212</b>

**W.S.U ANNUAL BUDGET**  
**102155 - National Institute for Aviation Res**  
**For Fiscal Year 2022**

Account Code	Position Number	Name or Account Description	Months	2022 Adopted	
				Budget FTE	Amount
<b>USS SALARIES</b>					
<b>1000 USS Salaries-Permanent</b>					
<b>Total USS Salaries</b>				-	-
<b>Total USS Salaries by Fund</b>					
D10130		RU Nat'l Institute Aviation Res		-	-
<b>Total USS Salaries by Fund</b>				-	-
<b>UNCLASSIFIED SALARIES</b>					
<b>1100 Unclassified Salaries-Permanent (Including 1105 - Stipend)</b>					
993284		Business Manager Vacant <i>This position is fully funded from restricted use sources.</i>		1.00	10,000
996654		NIAR Business Manager Loveall, McKenzie <i>This position is fully funded from restricted use sources.</i>	12	1.00	60,000
997613		NIAR Program Manager Ternes, Melissa <i>This position is fully funded from restricted use sources.</i>	12	1.00	100,000
997732		General Counsel Boden, Stacia <i>This position is fully funded from restricted use sources.</i>	12	0.07	15,381
997942		Facility Security Officer Aldag, Thomas <i>This position is fully funded from restricted use sources.</i>	12	0.50	85,372
998741		NIAR Business Manager Sipult, Linsey <i>This position is fully funded from restricted use sources.</i>	12	1.00	75,000
998758		NIAR Senior Director of Financial Reporting Werner, Paul <i>This position is fully funded from restricted use sources.</i>	12	0.60	107,337
999299		NIAR Program Manager Hart, Traci <i>This position is fully funded from restricted use sources.</i>	12	1.00	83,184
999644		Administrative Assistant McCleary, Kimberly <i>This position is fully funded from restricted use sources.</i>	12	1.00	35,360
999887		Associate General Counsel Skladzien, Jessica <i>This position is fully funded from restricted use sources.</i>	12	0.93	139,950
1115		Unclassified Salaries-Add'l Comp			-

**W.S.U ANNUAL BUDGET**  
**102155 - National Institute for Aviation Res**  
**For Fiscal Year 2022**

Account Code	Position Number	Name or Account Description	Months	2022 Adopted	
				Budget FTE	Amount
<b>Total Unclassified Salaries</b>				<b>8.11</b>	<b>711,584</b>
<b>Total Unclassified Salaries by Fund</b>					
	D10130	RU Nat'l Institute Aviation Res		8.11	711,584
<b>Total Unclassified Salaries by Fund</b>				<b>8.11</b>	<b>711,584</b>
<b>STUDENT ASSISTANTS AND BENEFITS</b>					
1200		Student Salaries-Regular			20,000
1760		State Leave Pymt Assessment			4,832
1810		KPERS Retirement			10,568
1830		Regents Retirement			53,262
1850		TIAA Disability			7,118
1911		Medicare			10,102
1912		OASDI			42,745
1750		Dependent Health Insurance			14,572
1950		Single Group Health Insurance			62,171
1970		Workers Compensation			2,258
1980		Unemployment Compensation			579
<b>Total Students and Fringe Benefits</b>					<b>228,207</b>
<b>Total Students and Fringe Benefits by Fund</b>					
	D10130	RU Nat'l Institute Aviation Res			228,207
<b>Total Students and Fringe Benefits</b>					<b>228,207</b>
<b>Total Salaries and Fringe Benefits</b>				<b>8.11</b>	<b>939,791</b>
<b>Total Salaries and Fringe Benefits by Fund</b>					
	D10130	RU Nat'l Institute Aviation Res		8.11	939,791
<b>Total Salaries and Fringe Benefits</b>				<b>8.11</b>	<b>939,791</b>
<b>OTHER OPERATING EXPENDITURES (OOE)</b>					
7C		Contractual Services			274,650
7F		Commodities			23,000
7H		Capital Outlay			9,500
7X		Indirect Costs			1,300,000
7Z		Transfers Out			3,100,000
<b>Total OOE</b>					<b>4,707,150</b>
<b>Total OOE by Fund</b>					
	D10130	RU Nat'l Institute Aviation Res			307,150
	D11186	RU NIAR Administrative Fee			4,400,000
<b>Total OOE by Fund</b>					<b>4,707,150</b>
<b>Total FTE and Expenditures</b>				<b>8.11</b>	<b>5,646,941</b>
<b>Total FTE and Expenditures by Fund</b>					
	D10130	RU Nat'l Institute Aviation Res		8.11	1,246,941
	D11186	RU NIAR Administrative Fee		-	4,400,000
<b>Total FTE and Expenditures by Fund</b>				<b>8.11</b>	<b>5,646,941</b>

**W.S.U ANNUAL BUDGET**  
**102156 - NIAR - Composites & Structures**  
**For Fiscal Year 2022**

Account Code	Position Number	Name or Account Description	Months	2022 Adopted	
				Budget FTE	Amount
<b>USS SALARIES</b>					
<b>1000 USS Salaries-Permanent</b>					
<b>Total USS Salaries</b>				-	-
<b>Total USS Salaries by Fund</b>					
<b>Total USS Salaries by Fund</b>				-	-
<b>UNCLASSIFIED SALARIES</b>					
<b>1100 Unclassified Salaries-Permanent (Including 1105 - Stipend)</b>					
993095		NIAR Research Engineer Wevita Vidanalage Dona, Dilanki <i>This position is fully funded from restricted use sources.</i>	12	1.00	56,701
993332		NIAR Research Engineer Smith, Brian <i>This position is fully funded from restricted use sources.</i>	12	1.00	65,416
993545		NIAR Research Manager Hanson, Andrew <i>This position is fully funded from restricted use sources.</i>	12	1.00	91,350
994038		NIAR Research Engineer Tan, Ee Jian <i>This position is fully funded from restricted use sources.</i>	12	1.00	58,718
994040		NIAR Project Coordinator Pringle, Andrew <i>This position is fully funded from restricted use sources.</i>	12	1.00	60,008
994309		NIAR Research Engineer Senior Opliger, Matthew <i>This position is fully funded from restricted use sources.</i>	12	1.00	97,500
994365		NIAR Research Engineer Daharsh, Drew <i>This position is fully funded from restricted use sources.</i>	12	1.00	70,117
994436		NIAR Research Engineer Stahl, Nicole <i>This position is fully funded from restricted use sources.</i>	12	1.00	59,500
994440		NIAR Research Engineer Kunjachan, Gilbert <i>This position is fully funded from restricted use sources.</i>	12	1.00	60,008
994514		NIAR Research Engineer Tim, Eugene Mao Hui <i>This position is fully funded from restricted use sources.</i>	12	1.00	64,210
994685		NIAR Senior Research Engineer			

**W.S.U ANNUAL BUDGET**  
**102156 - NIAR - Composites & Structures**  
**For Fiscal Year 2022**

Account Code	Position Number	Name or Account Description	Months	2022 Adopted	
				Budget FTE	Amount
		Liyanage, Dona Helaruwani <i>This position is fully funded from restricted use sources.</i>	12	0.50	46,010
	994696	NIAR Research Engineer Chan, Anna <i>This position is fully funded from restricted use sources.</i>	12	1.00	70,013
	994700	NIAR Research Technician Martin, Gregory <i>This position is fully funded from restricted use sources.</i>	12	1.00	80,517
	994772	NIAR Research Technician Calbert, Justina <i>This position is fully funded from restricted use sources.</i>	12	1.00	32,802
	994891	NIAR Research Engineer Shinde, Manish <i>This position is fully funded from restricted use sources.</i>	12	1.00	68,328
	995084	NIAR Research Engineer Senior White, Joel <i>This position is fully funded from restricted use sources.</i>	12	1.00	97,100
	995085	NIAR Research Engineer Treas, Jonathan <i>This position is fully funded from restricted use sources.</i>	12	1.00	76,211
	995162	NIAR Research Engineer Clarkson, Elizabeth <i>This position is fully funded from restricted use sources.</i>	12	1.00	67,400
	995169	NIAR Research Engineer Jayaraman, Sudesh <i>This position is fully funded from restricted use sources.</i>	12	1.00	74,755
	995187	NIAR Research Engineer Senior Tanoto, Vinsensus <i>This position is fully funded from restricted use sources.</i>	12	1.00	91,700
	995191	NIAR Manager of Composites & Structures Daggett, Ryan <i>This position is fully funded from restricted use sources.</i>	12	1.00	65,000
	995206	NIAR Research Engineer Abdul Halim, Muaz <i>This position is fully funded from restricted use sources.</i>	12	1.00	64,002
	995210	NIAR Research Engineer Senior Ee, Elizabeth <i>This position is fully funded from restricted use sources.</i>	12	1.00	101,000
	995470	NIAR Research Engineer Tripathi, Shrey	12	1.00	67,018

**W.S.U ANNUAL BUDGET**  
**102156 - NIAR - Composites & Structures**  
**For Fiscal Year 2022**

Account Code	Position Number	Name or Account Description	Months	2022 Adopted	
				Budget FTE	Amount
		<i>This position is fully funded from restricted use sources.</i>			
	995830	NIAR Research Engineer Santry, Ian	12	1.00	62,754
		<i>This position is fully funded from restricted use sources.</i>			
	995947	NIAR Research Technician Mcmillan, Cory	12	1.00	47,112
		<i>This position is fully funded from restricted use sources.</i>			
	995974	NIAR Research Engineer Teoh, Ping	12	1.00	81,702
		<i>This position is fully funded from restricted use sources.</i>			
	996240	NIAR Research Engineer Moragodage, Gayan	12	1.00	57,512
		<i>This position is fully funded from restricted use sources.</i>			
	996252	NIAR Research Associate Shrestha, Yuwaraj	12	1.00	52,312
		<i>This position is fully funded from restricted use sources.</i>			
	996568	NIAR Research Associate Loh, Zheng Yao	12	1.00	66,019
		<i>This position is fully funded from restricted use sources.</i>			
	996869	NIAR Research Associate John Devasagayam, Jonathan	12	1.00	60,008
		<i>This position is fully funded from restricted use sources.</i>			
	996871	NIAR Research Engineer Samaradurage Silva, Nuwan	12	1.00	69,618
		<i>This position is fully funded from restricted use sources.</i>			
	997083	NIAR Research Associate Amaranayake, Anushi	12	1.00	67,974
		<i>This position is fully funded from restricted use sources.</i>			
	997123	NIAR Associate Director and Research Scientist Ng, Cheong	12	0.50	74,358
		<i>This position is fully funded from restricted use sources.</i>			
	997129	NIAR Research Engineer Matzen, Brian	12	1.00	85,800
		<i>This position is fully funded from restricted use sources.</i>			
	997130	NIAR Senior Research Engineer Ramakrishna Pillai, Govind	12	1.00	92,700
		<i>This position is fully funded from restricted use sources.</i>			
	997131	NIAR Research Engineer Senior Robles, Errick	12	1.00	97,200
		<i>This position is fully funded from restricted use sources.</i>			

**W.S.U ANNUAL BUDGET**  
**102156 - NIAR - Composites & Structures**  
**For Fiscal Year 2022**

Account Code	Position Number	Name or Account Description	Months	2022 Adopted	
				Budget FTE	Amount
	997132	NIAR Research Engineer Walimunige, Ruchira <i>This position is fully funded from restricted use sources.</i>	12	1.00	94,091
	997133	NIAR Research Engineer Lian, Mun <i>This position is fully funded from restricted use sources.</i>	12	1.00	66,829
	997137	Research Engineer Koehn, Jason <i>This position is fully funded from restricted use sources.</i>	12	1.00	86,900
	997162	NIAR Research Assistant Director Gilchrist, Jeffrey <i>This position is fully funded from restricted use sources.</i>	12	1.00	125,886
	997173	NIAR Senior Research Engineer Poon, Kim-Leng <i>This position is fully funded from restricted use sources.</i>	12	1.00	100,200
	997174	NIAR Research Associate Liyanage, Shakya <i>This position is fully funded from restricted use sources.</i>	12	1.00	67,974
	997177	NIAR Research Engineer Tee, Zhi Yang <i>This position is fully funded from restricted use sources.</i>	12	1.00	72,100
	997186	NIAR Research Engineer Jameson, Jacob <i>This position is fully funded from restricted use sources.</i>	12	1.00	60,008
	997190	NIAR Research Engineer Senior Mah, Shin-Liang <i>This position is fully funded from restricted use sources.</i>	12	1.00	111,300
	997193	NIAR Research Engineer Abu-Ali, Omar <i>This position is fully funded from restricted use sources.</i>	12	1.00	57,512
	997422	NIAR Research Engineer Kariyawasam Puwakpitiyage, Supun Charinda <i>This position is fully funded from restricted use sources.</i>	12	1.00	67,974
	997570	NIAR Research Engineer Senior Missri-Andrulonis, Rachael <i>This position is fully funded from restricted use sources.</i>	12	1.00	134,285
	997711	Senior Vice President for Industry and Defense Programs and Executive Director of NIAR Tomblin, John <i>This position is fully funded from restricted use sources.</i>	12	0.25	119,351



**W.S.U ANNUAL BUDGET**  
**102156 - NIAR - Composites & Structures**  
**For Fiscal Year 2022**

Account Code	Position Number	Name or Account Description	Months	2022 Adopted	
				Budget FTE	Amount
	997767	Research Engineer Brummer, Breton <i>This position is fully funded from restricted use sources.</i>	12	1.00	87,150
	997947	NIAR Research Technician Lua, Boon Guang <i>This position is fully funded from restricted use sources.</i>	12	1.00	50,315
	998454	Associate Director Lovingfoss, Royal <i>This position is fully funded from restricted use sources.</i>	12	1.00	140,422
	998760	NIAR Research Engineer Senior Man, Ka <i>This position is fully funded from restricted use sources.</i>	12	1.00	72,500
	998896	NIAR Research Engineer Warnakulasooriya Waas, Nalinda <i>This position is fully funded from restricted use sources.</i>	12	1.00	102,454
	998899	NIAR Research Associate Massawe, Emmanuel <i>This position is fully funded from restricted use sources.</i>	12	1.00	64,002
	999056	NIAR Research Engineer Schwartz, Samuel <i>This position is fully funded from restricted use sources.</i>	12	1.00	57,512
	999089	NIAR Research Engineer Jayathilake, K.M. Prabodha <i>This position is fully funded from restricted use sources.</i>	12	1.00	67,974
	999125	NIAR Research Engineer Rocha, Emilio <i>This position is fully funded from restricted use sources.</i>	12	1.00	69,014
	999138	NIAR Research Scholar Patlolla, Vamsidhar <i>This position is fully funded from restricted use sources.</i>	12	0.50	21,112
	999143	NIAR Research Scholar Tisack, Jonathan <i>This position is fully funded from restricted use sources.</i>	12	1.00	52,811
	999242	NIAR Research Engineer Gunasekara, Withanage Kanila <i>This position is fully funded from restricted use sources.</i>	12	1.00	56,701
	999255	NIAR Research Engineer Malli Manvinder Singh, Jasvinder Singh <i>This position is fully funded from restricted use sources.</i>	12	1.00	60,715

**W.S.U ANNUAL BUDGET**  
**102156 - NIAR - Composites & Structures**  
**For Fiscal Year 2022**

Account Code	Position Number	Name or Account Description	Months	2022 Adopted	
				Budget FTE	Amount
	999258	NIAR Research Engineer Udawalawwa, Sandeepa <i>This position is fully funded from restricted use sources.</i>	12	1.00	56,700
	999904	NIAR Research Engineer Joseph, Jairus <i>This position is fully funded from restricted use sources.</i>	12	1.00	57,500
	999946	NIAR Research Engineer Venzor, German <i>This position is fully funded from restricted use sources.</i>	12	1.00	69,805
	999966	NIAR Research Associate Siow, Wee Jun <i>This position is fully funded from restricted use sources.</i>	12	1.00	52,312
	1110	Uncl-Salaries-Seasonal and Temp			191,417
	1115	Unclassified Salaries-Add'l Comp			1,022,566
	1190	Unclassified Salaries-Vacation			-
	1160	Unclass Sal-OT/Comp/AHR			246,700
	1130	Grad Assistants-Research			192,236
		<b>Total Unclassified Salaries</b>		<b>64.75</b>	<b>6,556,781</b>
		<b>Total Unclassified Salaries by Fund</b>			
	D10131	RU NIAR-Composites & Structures		64.75	6,434,215
	D11349	SRO Composites SC Reserve		-	122,566
		<b>Total Unclassified Salaries by Fund</b>		<b>64.75</b>	<b>6,556,781</b>
<b>STUDENT ASSISTANTS AND BENEFITS</b>					
	1200	Student Salaries-Regular			776,519
	1760	State Leave Pymt Assessment			48,435
	1830	Regents Retirement			516,980
	1850	TIAA Disability			61,768
	1911	Medicare			90,401
	1912	OASDI			381,357
	1750	Dependent Health Insurance			95,705
	1752	Healthy Kids Health Insurance			-
	1950	Single Group Health Insurance			476,763
	1970	Workers Compensation			22,624
	1980	Unemployment Compensation			5,799
		<b>Total Students and Fringe Benefits</b>			<b>2,476,351</b>
		<b>Total Students and Fringe Benefits by Fund</b>			
	D10131	RU NIAR-Composites & Structures			2,454,042
	D11349	SRO Composites SC Reserve			22,309
		<b>Total Students and Fringe Benefits</b>			<b>2,476,351</b>
		<b>Total Salaries and Fringe Benefits</b>		<b>64.75</b>	<b>9,033,132</b>
		<b>Total Salaries and Fringe Benefits by Fund</b>			
	D10131	RU NIAR-Composites & Structures		64.75	8,888,257
	D11349	SRO Composites SC Reserve		-	144,875
		<b>Total Salaries and Fringe Benefits</b>		<b>64.75</b>	<b>9,033,132</b>
<b>OTHER OPERATING EXPENDITURES (OOE)</b>					
	7C	Contractual Services			2,750,290
	7F	Commodities			1,245,300

**W.S.U ANNUAL BUDGET**  
**102156 - NIAR - Composites & Structures**  
**For Fiscal Year 2022**

Account Code	Position Number	Name or Account Description	Months	2022 Adopted	
				Budget FTE	Amount
	7H	Capital Outlay			4,289,761
	7X	Indirect Costs			4,000,000
	7Z	Transfers Out			2,000,000
<b>Total OOE</b>					<b>14,285,351</b>
<b>Total OOE by Fund</b>					
	D10131	RU NIAR-Composites & Structures			8,673,351
	D11349	SRO Composites SC Reserve			5,612,000
<b>Total OOE by Fund</b>					<b>14,285,351</b>
<b>Total FTE and Expenditures</b>				<b>64.75</b>	<b>23,318,483</b>
<b>Total FTE and Expenditures by Fund</b>					
	D10131	RU NIAR-Composites & Structures		64.75	17,561,608
	D11349	SRO Composites SC Reserve		-	5,756,875
<b>Total FTE and Expenditures by Fund</b>				<b>64.75</b>	<b>23,318,483</b>

**W.S.U ANNUAL BUDGET  
102157 - NIAR - CAD/CAM  
For Fiscal Year 2022**

Account Code	Position Number	Name or Account Description	Months	2022 Adopted	
				Budget FTE	Amount
<b>USS SALARIES</b>					
<b>1000 USS Salaries-Permanent</b>					
<b>Total USS Salaries</b>				-	-
<b>Total USS Salaries by Fund</b>					
<b>Total USS Salaries by Fund</b>				-	-
<b>UNCLASSIFIED SALARIES</b>					
<b>1100 Unclassified Salaries-Permanent (Including 1105 - Stipend)</b>					
991705		Research Associate Hamer, Daniel <i>This position is fully funded from restricted use sources.</i>	12	1.00	64,000
991706		Research Associate Couser, Tyler <i>This position is fully funded from restricted use sources.</i>	12	1.00	52,000
991745		Research Associate Hyslop, Garrett <i>This position is fully funded from restricted use sources.</i>	12	1.00	52,000
992025		NIAR Research Associate Pijarowski, Kyle <i>This position is fully funded from restricted use sources.</i>	12	1.00	52,000
993029		Niar Research Associate Paul, Norman <i>This position is fully funded from restricted use sources.</i>	12	1.00	55,000
994435		NIAR Research Engineer Senior Reuter, Kimberly <i>This position is fully funded from restricted use sources.</i>	12	1.00	92,750
994932		NIAR Technical Coordinator Brown, Joanna <i>This position is fully funded from restricted use sources.</i>	12	1.00	46,010
994949		NIAR Research Associate Steward, Jacob <i>This position is fully funded from restricted use sources.</i>	12	1.00	67,500
996708		Research Associate Snetsinger, Charles <i>This position is fully funded from restricted use sources.</i>	12	1.00	71,074
997125		NIAR Research Manager Longwell, Ryan <i>This position is fully funded from restricted use sources.</i>	12	1.00	75,000
997182		Assistant Director			

**W.S.U ANNUAL BUDGET  
102157 - NIAR - CAD/CAM  
For Fiscal Year 2022**

Account Code	Position Number	Name or Account Description	Months	2022 Adopted	
				Budget FTE	Amount
		Shipley, Nathan	12	1.00	121,800
		<i>This position is fully funded from restricted use sources.</i>			
	998245	Director, Emerging Technologies and CAD/CAM			
		Ehrstein, Shawn	12	1.00	162,303
		<i>This position is fully funded from restricted use sources.</i>			
	999343	NIAR Research Associate			
		Chowdhury, Farhan	12	1.00	52,000
		<i>This position is fully funded from restricted use sources.</i>			
	999357	NIAR Research Associate			
		McTigue, Brian	12	1.00	60,000
		<i>This position is fully funded from restricted use sources.</i>			
	999981	NIAR Research Associate			
		Barsamian, Brian	12	1.00	63,945
		<i>This position is fully funded from restricted use sources.</i>			
	1110	Uncl-Salaries-Seasonal and Temp			605,000
	1115	Unclassified Salaries-Add'l Comp			291,222
	1160	Unclass Sal-OT/Comp/AHR			500
	1130	Grad Assistants-Research			-
		<b>Total Unclassified Salaries</b>		<b>15.00</b>	<b>1,984,104</b>
		<b>Total Unclassified Salaries by Fund</b>			
	D10132	RU NIAR-CAD/CAM		12.00	1,793,423
	D11348	RU NIAR-CATIA-Classes		3.00	190,681
		<b>Total Unclassified Salaries by Fund</b>		<b>15.00</b>	<b>1,984,104</b>
<b>STUDENT ASSISTANTS AND BENEFITS</b>					
	1200	Student Salaries-Regular			1,012,000
	1760	State Leave Pymt Assessment			19,785
	1810	KPERS Retirement			6,483
	1830	Regents Retirement			113,317
	1850	TIAA Disability			13,796
	1911	Medicare			28,530
	1912	OASDI			120,940
	1750	Dependent Health Insurance			14,820
	1752	Healthy Kids Health Insurance			698
	1950	Single Group Health Insurance			86,207
	1970	Workers Compensation			9,236
	1980	Unemployment Compensation			2,392
		<b>Total Students and Fringe Benefits</b>			<b>1,428,204</b>
		<b>Total Students and Fringe Benefits by Fund</b>			
	D10132	RU NIAR-CAD/CAM			1,362,059
	D11348	RU NIAR-CATIA-Classes			66,145
		<b>Total Students and Fringe Benefits</b>			<b>1,428,204</b>
		<b>Total Salaries and Fringe Benefits</b>		<b>15.00</b>	<b>3,412,308</b>
		<b>Total Salaries and Fringe Benefits by Fund</b>			
	D10132	RU NIAR-CAD/CAM		12.00	3,155,482
	D11348	RU NIAR-CATIA-Classes		3.00	256,826
		<b>Total Salaries and Fringe Benefits</b>		<b>15.00</b>	<b>3,412,308</b>

**W.S.U ANNUAL BUDGET  
102157 - NIAR - CAD/CAM  
For Fiscal Year 2022**

Account Code	Position Number	Name or Account Description	Months	2022 Adopted	
				Budget FTE	Amount
<b>OTHER OPERATING EXPENDITURES (OOE)</b>					
7C		Contractual Services			1,949,880
7F		Commodities			24,800
7H		Capital Outlay			157,410
7L		Grants Claims & Shared Revenue			15,000
7X		Indirect Costs			634,410
7Z		Transfers Out			584,410
<b>Total OOE</b>					<b>3,365,910</b>
<b>Total OOE by Fund</b>					
D10132	RU	NIAR-CAD/CAM			2,655,500
D11348	RU	NIAR-CATIA-Classes			76,000
D11412	SRO	CadCam Service Center Reserve			634,410
<b>Total OOE by Fund</b>					<b>3,365,910</b>
<b>Total FTE and Expenditures</b>				<b>15.00</b>	<b>6,778,218</b>
<b>Total FTE and Expenditures by Fund</b>					
D10132	RU	NIAR-CAD/CAM		12.00	5,810,982
D11348	RU	NIAR-CATIA-Classes		3.00	332,826
D11412	SRO	CadCam Service Center Reserve		-	634,410
<b>Total FTE and Expenditures by Fund</b>				<b>15.00</b>	<b>6,778,218</b>

**W.S.U ANNUAL BUDGET**  
**102159 - NIAR - Information Technology Ctr**  
**For Fiscal Year 2022**

Account Code	Position Number	Name or Account Description	Months	2022 Adopted	
				Budget FTE	Amount
<b>USS SALARIES</b>					
<b>1000 USS Salaries-Permanent</b>					
<b>Total USS Salaries</b>				-	-
<b>Total USS Salaries by Fund</b>					
<b>Total USS Salaries by Fund</b>				-	-
<b>UNCLASSIFIED SALARIES</b>					
<b>1100 Unclassified Salaries-Permanent (Including 1105 - Stipend)</b>					
991743		Security Engineer Westeman, Jeffrey <i>This position is fully funded from restricted use sources.</i>	12	1.00	75,000
993025		Desktop Technology Specialist Lunderman, Michael <i>This position is fully funded from restricted use sources.</i>	12	1.00	44,013
993257		NIAR Desktop Technology Specialist Lilly-Wise, Megan <i>This position is fully funded from restricted use sources.</i>	12	1.00	42,994
995240		Senior Specialist Stevens, Corey <i>This position is fully funded from restricted use sources.</i>	12	1.00	71,786
997663		Research Technician Dolan, Scott <i>This position is fully funded from restricted use sources.</i>	12	1.00	75,462
997817		NIAR Information Technology Support Technician Lind, Rasmus <i>This position is fully funded from restricted use sources.</i>	12	1.00	78,000
998750		Information Technology Support Technician Walker, Kenneth <i>This position is fully funded from restricted use sources.</i>	12	1.00	62,005
1110		Uncl-Salaries-Seasonal and Temp			10,000
<b>Total Unclassified Salaries</b>				<b>7.00</b>	<b>459,260</b>
<b>Total Unclassified Salaries by Fund</b>					
D10134		RU NIAR-Information Technology Ctr		7.00	459,260
<b>Total Unclassified Salaries by Fund</b>				<b>7.00</b>	<b>459,260</b>
<b>STUDENT ASSISTANTS AND BENEFITS</b>					
1200		Student Salaries-Regular			80,000
1760		State Leave Pymt Assessment			3,562
1830		Regents Retirement			38,192
1850		TIAA Disability			4,495
1911		Medicare			6,610
1912		OASDI			28,252

**W.S.U ANNUAL BUDGET**  
**102159 - NIAR - Information Technology Ctr**  
**For Fiscal Year 2022**

Account Code	Position Number	Name or Account Description	Months	2022 Adopted	
				Budget FTE	Amount
1750		Dependent Health Insurance			3,705
1950		Single Group Health Insurance			39,185
1970		Workers Compensation			1,665
1980		Unemployment Compensation			432
<b>Total Students and Fringe Benefits</b>					<b>206,098</b>
<b>Total Students and Fringe Benefits by Fund</b>					
D10134		RU NIAR-Information Technology Ctr			206,098
<b>Total Students and Fringe Benefits</b>					<b>206,098</b>
<b>Total Salaries and Fringe Benefits</b>				<b>7.00</b>	<b>665,358</b>
<b>Total Salaries and Fringe Benefits by Fund</b>					
D10134		RU NIAR-Information Technology Ctr		7.00	665,358
<b>Total Salaries and Fringe Benefits</b>				<b>7.00</b>	<b>665,358</b>
<b>OTHER OPERATING EXPENDITURES (OOE)</b>					
7C		Contractual Services			28,650
7F		Commodities			-
7H		Capital Outlay			1,140,000
<b>Total OOE</b>					<b>1,168,650</b>
<b>Total OOE by Fund</b>					
D10134		RU NIAR-Information Technology Ctr			1,168,650
<b>Total OOE by Fund</b>					<b>1,168,650</b>
<b>Total FTE and Expenditures</b>				<b>7.00</b>	<b>1,834,008</b>
<b>Total FTE and Expenditures by Fund</b>					
D10134		RU NIAR-Information Technology Ctr		7.00	1,834,008
<b>Total FTE and Expenditures by Fund</b>				<b>7.00</b>	<b>1,834,008</b>



**W.S.U ANNUAL BUDGET**  
**102163 - NIAR - Crash Dynamics**  
**For Fiscal Year 2022**

Account Code	Position Number	Name or Account Description	Months	2022 Adopted	
				Budget FTE	Amount
<b>USS SALARIES</b>					
<b>1000 USS Salaries-Permanent</b>					
<b>Total USS Salaries</b>				-	-
<b>Total USS Salaries by Fund</b>					
<b>Total USS Salaries by Fund</b>				-	-
<b>UNCLASSIFIED SALARIES</b>					
<b>1100 Unclassified Salaries-Permanent (Including 1105 - Stipend)</b>					
996510		NIAR Research Engineer Pyles, Marcus <i>This position is fully funded from restricted use sources.</i>	12	1.00	77,104
996931		NIAR Research Technician Conklin, Jonathan <i>This position is fully funded from restricted use sources.</i>	12	1.00	37,773
997194		Senior Research Scientist/Director Olivares, Gerardo <i>This position is fully funded from restricted use sources.</i>	12	0.25	55,952
997294		NIAR Research Technician Burk, James <i>This position is fully funded from restricted use sources.</i>	12	1.00	38,085
997618		NIAR Research Scientist Huculak, Robert <i>This position is fully funded from restricted use sources.</i>	12	1.00	110,854
999308		NIAR Research Engineer Stednitz, Seth <i>This position is fully funded from restricted use sources.</i>	12	1.00	58,000
1115		Unclassified Salaries-Add'l Comp			17,000
1160		Unclass Sal-OT/Comp/AHR			-
<b>Total Unclassified Salaries</b>				<b>5.25</b>	<b>394,768</b>
<b>Total Unclassified Salaries by Fund</b>					
D10138	RU	NIAR-Crash Dynamics		5.25	394,768
<b>Total Unclassified Salaries by Fund</b>				<b>5.25</b>	<b>394,768</b>
<b>STUDENT ASSISTANTS AND BENEFITS</b>					
1200		Student Salaries-Regular			50,000
1760		State Leave Pymt Assessment			2,939
1830		Regents Retirement			33,557
1850		TIAA Disability			3,950
1911		Medicare			5,635
1912		OASDI			22,861
1750		Dependent Health Insurance			4,632
1950		Single Group Health Insurance			41,145
1970		Workers Compensation			1,374

**W.S.U ANNUAL BUDGET**  
**102163 - NIAR - Crash Dynamics**  
**For Fiscal Year 2022**

Account Code	Position Number	Name or Account Description	Months	2022 Adopted	
				Budget FTE	Amount
1980		Unemployment Compensation			355
<b>Total Students and Fringe Benefits</b>					<b>166,448</b>
<b>Total Students and Fringe Benefits by Fund</b>					
D10138		RU NIAR-Crash Dynamics			166,448
<b>Total Students and Fringe Benefits</b>					<b>166,448</b>
<b>Total Salaries and Fringe Benefits</b>				<b>5.25</b>	<b>561,216</b>
<b>Total Salaries and Fringe Benefits by Fund</b>					
D10138		RU NIAR-Crash Dynamics		5.25	561,216
<b>Total Salaries and Fringe Benefits</b>				<b>5.25</b>	<b>561,216</b>
<b>OTHER OPERATING EXPENDITURES (OOE)</b>					
7C		Contractual Services			198,500
7F		Commodities			31,600
7H		Capital Outlay			16,000
7X		Indirect Costs			60,000
7Z		Transfers Out			60,000
<b>Total OOE</b>					<b>366,100</b>
<b>Total OOE by Fund</b>					
D10138		RU NIAR-Crash Dynamics			306,100
D11414		SRO Crash Dynamics SC Reserve			60,000
<b>Total OOE by Fund</b>					<b>366,100</b>
<b>Total FTE and Expenditures</b>				<b>5.25</b>	<b>927,316</b>
<b>Total FTE and Expenditures by Fund</b>					
D10138		RU NIAR-Crash Dynamics		5.25	867,316
D11414		SRO Crash Dynamics SC Reserve		-	60,000
<b>Total FTE and Expenditures by Fund</b>				<b>5.25</b>	<b>927,316</b>

**W.S.U ANNUAL BUDGET**  
**102165 - NIAR - Management Fund**  
**For Fiscal Year 2022**

Account Code	Position Number	Name or Account Description	Months	2022 Adopted	
				Budget FTE	Amount
<b>USS SALARIES</b>					
<b>1000 USS Salaries-Permanent</b>					
<b>Total USS Salaries</b>				-	-
<b>Total USS Salaries by Fund</b>					
<b>Total USS Salaries by Fund</b>				-	-
<b>UNCLASSIFIED SALARIES</b>					
<b>1100 Unclassified Salaries-Permanent (Including 1105 - Stipend)</b>					
<b>Total Unclassified Salaries</b>				-	-
<b>Total Unclassified Salaries by Fund</b>					
<b>Total Unclassified Salaries by Fund</b>				-	-
<b>STUDENT ASSISTANTS AND BENEFITS</b>					
<b>Total Students and Fringe Benefits</b>				-	-
<b>Total Students and Fringe Benefits by Fund</b>					
<b>Total Students and Fringe Benefits</b>				-	-
<b>Total Salaries and Fringe Benefits</b>				-	-
<b>Total Salaries and Fringe Benefits by Fund</b>					
<b>Total Salaries and Fringe Benefits</b>				-	-
<b>OTHER OPERATING EXPENDITURES (OOE)</b>					
7C Contractual Services				25,000	
<b>Total OOE</b>				<b>25,000</b>	
<b>Total OOE by Fund</b>					
D10140 RU NIAR - Management Fund				25,000	
<b>Total OOE by Fund</b>				<b>25,000</b>	
<b>Total FTE and Expenditures</b>				-	<b>25,000</b>
<b>Total FTE and Expenditures by Fund</b>					
D10140 RU NIAR - Management Fund				-	25,000
<b>Total FTE and Expenditures by Fund</b>				-	<b>25,000</b>

**W.S.U ANNUAL BUDGET**  
**102169 - NIAR - Aircraft Struc Test/Eval Ctr**  
**For Fiscal Year 2022**

Account Code	Position Number	Name or Account Description	Months	2022 Adopted	
				Budget FTE	Amount
<b>USS SALARIES</b>					
<b>1000 USS Salaries-Permanent</b>					
<b>Total USS Salaries</b>				-	-
<b>Total USS Salaries by Fund</b>					
<b>Total USS Salaries by Fund</b>				-	-
<b>UNCLASSIFIED SALARIES</b>					
<b>1100 Unclassified Salaries-Permanent (Including 1105 - Stipend)</b>					
991453		NIAR Associate Director - Sustainment Formy-Duval, Brian <i>This position is fully funded from restricted use sources.</i>	12	1.00	105,000
991753		NIAR NDI Inspector - Level III Metzinger, Patrick <i>This position is fully funded from restricted use sources.</i>	12	1.00	95,000
991754		NIAR NDI Inspector III Short, Dustin <i>This position is fully funded from restricted use sources.</i>	12	1.00	90,000
991848		NIAR Research Technician DeHaven, Edward <i>This position is fully funded from restricted use sources.</i>	12	1.00	55,619
992012		NIAR Teardown Mechanic Friess, Patrick <i>This position is fully funded from restricted use sources.</i>	12	1.00	53,997
992013		NIAR Teardown Mechanic Tran, Minh <i>This position is fully funded from restricted use sources.</i>	12	1.00	54,995
992014		NIAR Teardown Mechanic Basgall, Corbyn <i>This position is fully funded from restricted use sources.</i>	12	1.00	43,992
993600		NIAR Research Engineer Lowe, Jessy <i>This position is fully funded from restricted use sources.</i>	12	1.00	63,336
994674		NIAR Senior Research Associate Friess, Robert <i>This position is fully funded from restricted use sources.</i>	12	1.00	66,123
994851		NIAR Senior Research Engineer Engel, Nathan <i>This position is fully funded from restricted use sources.</i>	12	1.00	76,633
994875		Research Engineer			

**W.S.U ANNUAL BUDGET**  
**102169 - NIAR - Aircraft Struc Test/Eval Ctr**  
**For Fiscal Year 2022**

Account Code	Position Number	Name or Account Description	Months	2022 Adopted	
				Budget FTE	Amount
		Hastings, David <i>This position is fully funded from restricted use sources.</i>	12	1.00	74,048
	994889	NIAR Senior Research Associate Schemm, Kurt <i>This position is fully funded from restricted use sources.</i>	12	1.00	94,162
	995099	Research Engineer Whitney, Connor <i>This position is fully funded from restricted use sources.</i>	12	1.00	69,202
	995184	NIAR Research Associate Stefan, G <i>This position is fully funded from restricted use sources.</i>	12	1.00	53,394
	995239	Senior Research Engineer Tran, Wuy <i>This position is fully funded from restricted use sources.</i>	12	1.00	84,000
	995892	NIAR Research Teardown Mechanic #2 Espinoza, Ismael <i>This position is fully funded from restricted use sources.</i>	12	1.00	55,848
	996289	NIAR Stuctural Test Research Associate Smith, Tyler <i>This position is fully funded from restricted use sources.</i>	12	1.00	60,112
	996998	NIAR Research Technician Hollingsworth, Corbin <i>This position is fully funded from restricted use sources.</i>	12	1.00	45,011
	997128	NIAR Senior Research Engineer Kahmeyer, Quintin <i>This position is fully funded from restricted use sources.</i>	12	1.00	76,633
	997140	NIAR Research Engineer Sharpe, Anna <i>This position is fully funded from restricted use sources.</i>	12	1.00	71,659
	997141	NIAR Technical Writer/Research Associate Burns, Karen <i>This position is fully funded from restricted use sources.</i>	12	1.00	57,824
	997145	NIAR Research Technician Bell, Roman <i>This position is fully funded from restricted use sources.</i>	12	1.00	52,354
	997146	NIAR Structural Test Research Technician Hilger, Jeffrey <i>This position is fully funded from restricted use sources.</i>	12	1.00	48,901
	997147	NIAR Research Technician Teardown Mechanic Taylor, Joseph	12	1.00	60,112

**W.S.U ANNUAL BUDGET**  
**102169 - NIAR - Aircraft Struc Test/Eval Ctr**  
**For Fiscal Year 2022**

Account Code	Position Number	Name or Account Description	Months	2022 Adopted	
				Budget FTE	Amount
		<i>This position is fully funded from restricted use sources.</i>			
	997149	NIAR Research Associate Vacant		1.00	86,299
		<i>This position is fully funded from restricted use sources.</i>			
	997150	Research Analyst Karnes, Jon	12	1.00	100,100
		<i>This position is fully funded from restricted use sources.</i>			
	997151	Senior Research Associate Jones, Brian	12	1.00	72,010
		<i>This position is fully funded from restricted use sources.</i>			
	997156	NIAR NDI Inspector - Level II Petrik, Troy	12	1.00	60,008
		<i>This position is fully funded from restricted use sources.</i>			
	997157	NIAR Research Engineer Jacobson, Dustin	12	1.00	63,482
		<i>This position is fully funded from restricted use sources.</i>			
	997161	NIAR Instrumentation Senior Research Associate McAdam, Sean	12	1.00	73,570
		<i>This position is fully funded from restricted use sources.</i>			
	997163	NIAR Research Technician Friess, Michael	12	1.00	53,997
		<i>This position is fully funded from restricted use sources.</i>			
	997166	NIAR Research Technician Teardown Mechanic Ploutz, Brian	12	1.00	61,714
		<i>This position is fully funded from restricted use sources.</i>			
	997183	NIAR Research Manager Nilsen, Erick	12	1.00	80,000
		<i>This position is fully funded from restricted use sources.</i>			
	997189	NIAR Senior Research Engineer Buzard, Jayme	12	1.00	84,063
		<i>This position is fully funded from restricted use sources.</i>			
	997191	NIAR Director of Sustainment Laubach-Hock, Melinda	12	1.00	132,000
		<i>This position is fully funded from restricted use sources.</i>			
	997192	NIAR Senior Research Associate Knee, Michael	12	1.00	66,123
		<i>This position is fully funded from restricted use sources.</i>			
	997348	NIAR Teardown Mechanic Whitnack, Royce	12	1.00	56,514
		<i>This position is fully funded from restricted use sources.</i>			

**W.S.U ANNUAL BUDGET**  
**102169 - NIAR - Aircraft Struc Test/Eval Ctr**  
**For Fiscal Year 2022**

Account Code	Position Number	Name or Account Description	Months	2022 Adopted	
				Budget FTE	Amount
	997387	Senior Research Associate McLendon, Steven <i>This position is fully funded from restricted use sources.</i>	12	1.00	80,018
	997507	Research Associate Banks, Bryce <i>This position is fully funded from restricted use sources.</i>	12	1.00	58,656
	997547	Instrumentation - Research Associate Manning, Julie <i>This position is fully funded from restricted use sources.</i>	12	1.00	47,715
	997774	NIAR Research Manager Baier, Brandon <i>This position is fully funded from restricted use sources.</i>	12	1.00	105,000
	997897	NIAR Research Engineer Huslig, Taylor <i>This position is fully funded from restricted use sources.</i>	12	1.00	50,003
	998086	Senior Research Associate May, Scott <i>This position is fully funded from restricted use sources.</i>	12	1.00	63,045
	998425	Senior Research Associate Vacant <i>This position is fully funded from restricted use sources.</i>		1.00	81,016
	998731	Director of Full-Scale Testing Jackson, Donald <i>This position is fully funded from restricted use sources.</i>	12	1.00	105,000
	998742	Senior Research Associate Hatfield, Jane <i>This position is fully funded from restricted use sources.</i>	12	1.00	70,200
	998746	NIAR Senior Research Associate Fisher, Andrew <i>This position is fully funded from restricted use sources.</i>	12	1.00	66,123
	998752	NIAR Instrumentation Research Associate Hanson, Jon <i>This position is fully funded from restricted use sources.</i>	12	1.00	57,886
	998753	NIAR Research Associate, Senior Maddox, Jacob <i>This position is fully funded from restricted use sources.</i>	12	1.00	61,173
	998754	NIAR Research Technician - Structural Robinson, Tyler <i>This position is fully funded from restricted use sources.</i>	12	1.00	46,550

**W.S.U ANNUAL BUDGET**  
**102169 - NIAR - Aircraft Struc Test/Eval Ctr**  
**For Fiscal Year 2022**

Account Code	Position Number	Name or Account Description	Months	2022 Adopted	
				Budget FTE	Amount
	998794	NIAR Research Technician - Structural Solomon, Preston	12	1.00	46,717
		<i>This position is fully funded from restricted use sources.</i>			
	998961	NIAR Research Engineer Senior Jones, Jeremy	12	1.00	80,634
		<i>This position is fully funded from restricted use sources.</i>			
	999850	NIAR Teardown Mechanic Vacant		1.00	56,846
		<i>This position is fully funded from restricted use sources.</i>			
	999864	NIAR Teardown Mechanic Beck, Brian	12	1.00	56,514
		<i>This position is fully funded from restricted use sources.</i>			
	1110	Uncl-Salaries-Seasonal and Temp			370,000
	1115	Unclassified Salaries-Add'l Comp			192,500
	1190	Unclassified Salaries-Vacation			-
	1160	Unclass Sal-OT/Comp/AHR			180,000
		<b>Total Unclassified Salaries</b>		<b>54.00</b>	<b>4,473,428</b>
		<b>Total Unclassified Salaries by Fund</b>			
	D10144	RU NIAR-Aircraft Struc Test/Eval		54.00	4,473,428
		<b>Total Unclassified Salaries by Fund</b>		<b>54.00</b>	<b>4,473,428</b>
<b>STUDENT ASSISTANTS AND BENEFITS</b>					
	1200	Student Salaries-Regular			500,000
	1760	State Leave Pymt Assessment			32,850
	1830	Regents Retirement			329,761
	1850	TIAA Disability			41,060
	1911	Medicare			63,290
	1912	OASDI			270,521
	1750	Dependent Health Insurance			100,035
	1752	Healthy Kids Health Insurance			-
	1950	Single Group Health Insurance			336,991
	1970	Workers Compensation			15,352
	1980	Unemployment Compensation			3,917
		<b>Total Students and Fringe Benefits</b>			<b>1,693,777</b>
		<b>Total Students and Fringe Benefits by Fund</b>			
	D10144	RU NIAR-Aircraft Struc Test/Eval			1,693,777
		<b>Total Students and Fringe Benefits</b>			<b>1,693,777</b>
		<b>Total Salaries and Fringe Benefits</b>		<b>54.00</b>	<b>6,167,205</b>
		<b>Total Salaries and Fringe Benefits by Fund</b>			
	D10144	RU NIAR-Aircraft Struc Test/Eval		54.00	6,167,205
		<b>Total Salaries and Fringe Benefits</b>		<b>54.00</b>	<b>6,167,205</b>
<b>OTHER OPERATING EXPENDITURES (OOE)</b>					
	7C	Contractual Services			1,633,712
	7F	Commodities			824,053
	7H	Capital Outlay			549,290
	7X	Indirect Costs			1,570,000
	7Z	Transfers Out			1,100,000
		<b>Total OOE</b>			<b>5,677,055</b>



**W.S.U ANNUAL BUDGET**  
**102169 - NIAR - Aircraft Struc Test/Eval Ctr**  
**For Fiscal Year 2022**

Account Code	Position Number	Name or Account Description	Months	2022 Adopted	
				Budget FTE	Amount
<b>Total OOE by Fund</b>					
D10144	RU	NIAR-Aircraft Struc Test/Eval			4,107,055
D11416	SRO	Aircraft Struct&Eval SC Reserve			1,570,000
<b>Total OOE by Fund</b>					<b>5,677,055</b>
<b>Total FTE and Expenditures</b>				<b>54.00</b>	<b>11,844,260</b>
<b>Total FTE and Expenditures by Fund</b>					
D10144	RU	NIAR-Aircraft Struc Test/Eval		54.00	10,274,260
D11416	SRO	Aircraft Struct&Eval SC Reserve		-	1,570,000
<b>Total FTE and Expenditures by Fund</b>				<b>54.00</b>	<b>11,844,260</b>

**W.S.U ANNUAL BUDGET**  
**102170 - NIAR - 3D Prototyping Lab**  
**For Fiscal Year 2022**

Account Code	Position Number	Name or Account Description	Months	2022 Adopted	
				Budget FTE	Amount
<b>USS SALARIES</b>					
<b>1000 USS Salaries-Permanent</b>					
<b>Total USS Salaries</b>				-	-
<b>Total USS Salaries by Fund</b>					
<b>Total USS Salaries by Fund</b>				-	-
<b>UNCLASSIFIED SALARIES</b>					
<b>1100 Unclassified Salaries-Permanent (Including 1105 - Stipend)</b>					
991795		NIAR Research Technician Tomblin, Michael <i>This position is fully funded from restricted use sources.</i>	12	1.00	52,000
992985		Research Associate Wilson, Jacob <i>This position is fully funded from restricted use sources.</i>	12	1.00	52,000
995246		NIAR Research Manager Rempe, Chris <i>This position is fully funded from restricted use sources.</i>	12	1.00	78,000
996460		NIAR Research Associate Stallbaumer, Cody <i>This position is fully funded from restricted use sources.</i>	12	1.00	64,002
998960		NIAR Research Technician Trembly, Joel <i>This position is fully funded from restricted use sources.</i>	12	1.00	61,006
1110		Uncl-Salaries-Seasonal and Temp			-
1115		Unclassified Salaries-Add'l Comp			35,000
<b>Total Unclassified Salaries</b>				<b>5.00</b>	<b>342,008</b>
<b>Total Unclassified Salaries by Fund</b>					
D10145		RU NIAR - Reverse Engineering		4.50	303,008
D11369		RU NIAR - Additive Manufacturing		0.50	39,000
<b>Total Unclassified Salaries by Fund</b>				<b>5.00</b>	<b>342,008</b>
<b>STUDENT ASSISTANTS AND BENEFITS</b>					
1200		Student Salaries-Regular			180,000
1760		State Leave Pymt Assessment			3,449
1830		Regents Retirement			29,074
1850		TIAA Disability			3,422
1911		Medicare			4,768
1912		OASDI			20,377
1750		Dependent Health Insurance			11,115
1950		Single Group Health Insurance			31,349
1970		Workers Compensation			1,615
1980		Unemployment Compensation			409
<b>Total Students and Fringe Benefits</b>					<b>285,578</b>
<b>Total Students and Fringe Benefits by Fund</b>					

**W.S.U ANNUAL BUDGET**  
**102170 - NIAR - 3D Prototyping Lab**  
**For Fiscal Year 2022**

Account Code	Position Number	Name or Account Description	Months	2022 Adopted	
				Budget FTE	Amount
	D10145	RU NIAR - Reverse Engineering			183,642
	D11369	RU NIAR - Additive Manufacturing			101,936
		<b>Total Students and Fringe Benefits</b>			<b>285,578</b>
		<b>Total Salaries and Fringe Benefits</b>		<b>5.00</b>	<b>627,586</b>
		<b>Total Salaries and Fringe Benefits by Fund</b>			
	D10145	RU NIAR - Reverse Engineering		4.50	486,650
	D11369	RU NIAR - Additive Manufacturing		0.50	140,936
		<b>Total Salaries and Fringe Benefits</b>		<b>5.00</b>	<b>627,586</b>
<b>OTHER OPERATING EXPENDITURES (OOE)</b>					
	7C	Contractual Services			128,310
	7F	Commodities			104,270
	7H	Capital Outlay			475,600
	7X	Indirect Costs			571,450
	7Z	Transfers Out			146,450
		<b>Total OOE</b>			<b>1,426,080</b>
		<b>Total OOE by Fund</b>			
	D10145	RU NIAR - Reverse Engineering			609,690
	D11369	RU NIAR - Additive Manufacturing			244,940
	D11417	SRO 3D Prototyping SC Reserve			571,450
		<b>Total OOE by Fund</b>			<b>1,426,080</b>
		<b>Total FTE and Expenditures</b>		<b>5.00</b>	<b>2,053,666</b>
		<b>Total FTE and Expenditures by Fund</b>			
	D10145	RU NIAR - Reverse Engineering		4.50	1,096,340
	D11369	RU NIAR - Additive Manufacturing		0.50	385,876
	D11417	SRO 3D Prototyping SC Reserve		-	571,450
		<b>Total FTE and Expenditures by Fund</b>		<b>5.00</b>	<b>2,053,666</b>

**W.S.U ANNUAL BUDGET**  
**102174 - NIAR - Advanced Virtual Engineering**  
**For Fiscal Year 2022**

Account Code	Position Number	Name or Account Description	Months	2022 Adopted	
				Budget FTE	Amount
<b>USS SALARIES</b>					
<b>1000 USS Salaries-Permanent</b>					
<b>Total USS Salaries</b>				-	-
<b>Total USS Salaries by Fund</b>					
<b>Total USS Salaries by Fund</b>				-	-
<b>UNCLASSIFIED SALARIES</b>					
<b>1100 Unclassified Salaries-Permanent (Including 1105 - Stipend)</b>					
992003		NIAR Computational Mechanics Research Engineer Gupta, Ankit <i>This position is fully funded from restricted use sources.</i>	12	1.00	45,012
993017		Computational Mechanics Research Engineer Singh, Harjinder <i>This position is fully funded from restricted use sources.</i>	12	1.00	60,000
993023		NIAR Research Engineer Calderon del Rey, Javier <i>This position is fully funded from restricted use sources.</i>	12	1.00	47,000
993700		Senior Research Engineer Kuenn, Aaron <i>This position is fully funded from restricted use sources.</i>	12	0.50	41,109
994859		NIAR Computational Mechanics Research Engineer Shah, Harsh <i>This position is fully funded from restricted use sources.</i>	12	1.00	80,000
994874		NIAR Computational Mechanics Research Engineer Bhasin, Akhil <i>This position is fully funded from restricted use sources.</i>	12	1.00	72,000
995101		NIAR Computational Mechanics Research Engineer Dhole, Nilesh <i>This position is fully funded from restricted use sources.</i>	12	1.00	98,000
995979		Advanced Virtual Engineering Laboratory Manager Gomez Valbuena, Luis <i>This position is fully funded from restricted use sources.</i>	12	1.00	140,000
996854		NIAR Research Engineer Castillo Tejada, Luis <i>This position is fully funded from restricted use sources.</i>	12	1.00	63,000
996870		NIAR Computational Mechanics Research Engineer Ly, Hoa <i>This position is fully funded from restricted use sources.</i>	12	1.00	66,000
996877		NIAR Computational Mechanics Research Engineer			

**W.S.U ANNUAL BUDGET**  
**102174 - NIAR - Advanced Virtual Engineering**  
**For Fiscal Year 2022**

Account Code	Position Number	Name or Account Description	Months	2022 Adopted	
				Budget FTE	Amount
		Marco-Carrillo, Rodrigo	12	1.00	66,000
		<i>This position is fully funded from restricted use sources.</i>			
	997115	NIAR Computational Mechanics Research Engineer Kona Ravi, Aswini	12	1.00	66,000
		<i>This position is fully funded from restricted use sources.</i>			
	997119	NIAR Computational Mechanics Research Engineer De Abreu Barriga, Armando	12	1.00	70,000
		<i>This position is fully funded from restricted use sources.</i>			
	997194	Senior Research Scientist/Director Olivares, Gerardo	12	0.75	167,857
		<i>This position is fully funded from restricted use sources.</i>			
	997451	NIAR Research Associate Sathyanarayana, Nidhi	12	1.00	40,019
		<i>This position is fully funded from restricted use sources.</i>			
	997493	NIAR Research Engineer Baldrige, Russel	12	1.00	83,000
		<i>This position is fully funded from restricted use sources.</i>			
	997522	NIAR Computational Mechanics Research Engineer Robinson Luque, Vincent	12	1.00	70,000
		<i>This position is fully funded from restricted use sources.</i>			
	999954	NIAR Research Engineer Baum, Nathaniel	12	1.00	65,000
		<i>This position is fully funded from restricted use sources.</i>			
	1110	Uncl-Salaries-Seasonal and Temp			30,000
	1115	Unclassified Salaries-Add'l Comp			310,449
	1190	Unclassified Salaries-Vacation			5,000
	1160	Unclass Sal-OT/Comp/AHR			5,000
	1130	Grad Assistants-Research			200,000
		<b>Total Unclassified Salaries</b>		<b>17.25</b>	<b>1,890,446</b>
<b>Total Unclassified Salaries by Fund</b>					
	D10149	RU NIAR-Advanced Virtual Eng		17.25	1,890,446
		<b>Total Unclassified Salaries by Fund</b>		<b>17.25</b>	<b>1,890,446</b>
<b>STUDENT ASSISTANTS AND BENEFITS</b>					
	1200	Student Salaries-Regular			75,000
	1760	State Leave Pymt Assessment			12,945
	1830	Regents Retirement			140,719
	1850	TIAA Disability			16,558
	1911	Medicare			24,214
	1912	OASDI			99,852
	1750	Dependent Health Insurance			10,189
	1950	Single Group Health Insurance			127,352
	1970	Workers Compensation			6,047
	1980	Unemployment Compensation			1,565
		<b>Total Students and Fringe Benefits</b>			<b>514,441</b>

**W.S.U ANNUAL BUDGET**  
**102174 - NIAR - Advanced Virtual Engineering**  
**For Fiscal Year 2022**

Account Code	Position Number	Name or Account Description	Months	2022 Adopted	
				Budget FTE	Amount
<b>Total Students and Fringe Benefits by Fund</b>					
	D10149	RU NIAR-Advanced Virtual Eng			514,441
<b>Total Students and Fringe Benefits</b>					<b>514,441</b>
<b>Total Salaries and Fringe Benefits</b>				<b>17.25</b>	<b>2,404,887</b>
<b>Total Salaries and Fringe Benefits by Fund</b>					
	D10149	RU NIAR-Advanced Virtual Eng		17.25	2,404,887
<b>Total Salaries and Fringe Benefits</b>				<b>17.25</b>	<b>2,404,887</b>
<b>OTHER OPERATING EXPENDITURES (OOE)</b>					
	7C	Contractual Services			395,000
	7F	Commodities			27,200
	7H	Capital Outlay			77,000
	7L	Grants Claims & Shared Revenue			30,000
	7X	Indirect Costs			305,000
	7Z	Transfers Out			300,000
<b>Total OOE</b>					<b>1,134,200</b>
<b>Total OOE by Fund</b>					
	D10149	RU NIAR-Advanced Virtual Eng			829,200
	D11418	SRO AVET Service Center Reserve			305,000
<b>Total OOE by Fund</b>					<b>1,134,200</b>
<b>Total FTE and Expenditures</b>				<b>17.25</b>	<b>3,539,087</b>
<b>Total FTE and Expenditures by Fund</b>					
	D10149	RU NIAR-Advanced Virtual Eng		17.25	3,234,087
	D11418	SRO AVET Service Center Reserve		-	305,000
<b>Total FTE and Expenditures by Fund</b>				<b>17.25</b>	<b>3,539,087</b>

**W.S.U ANNUAL BUDGET**  
**102175 - NIAR - Walter H. Beech Wind Tunnel**  
**For Fiscal Year 2022**

Account Code	Position Number	Name or Account Description	Months	2022 Adopted	
				Budget FTE	Amount
<b>USS SALARIES</b>					
<b>1000 USS Salaries-Permanent</b>					
<b>Total USS Salaries</b>				-	-
<b>Total USS Salaries by Fund</b>					
<b>Total USS Salaries by Fund</b>				-	-
<b>UNCLASSIFIED SALARIES</b>					
<b>1100 Unclassified Salaries-Permanent (Including 1105 - Stipend)</b>					
991784		NIAR Research Associate Maye, Jonathan <i>This position is fully funded from restricted use sources.</i>	12	0.50	18,720
993699		NIAR Research Engineer Brownlee, Craig <i>This position is fully funded from restricted use sources.</i>	12	1.00	68,640
993700		Senior Research Engineer Kuenn, Aaron <i>This position is fully funded from restricted use sources.</i>	12	0.50	41,109
997116		Director Laffen, John <i>This position is fully funded from restricted use sources.</i>	12	1.00	153,237
998894		Senior Research Engineer Kelly, Kevin <i>This position is fully funded from restricted use sources.</i>	12	1.00	95,529
<b>Total Unclassified Salaries</b>				<b>4.00</b>	<b>377,235</b>
<b>Total Unclassified Salaries by Fund</b>					
D10150		RU NIAR-Walter Beech Wind Tunnel		4.00	377,235
<b>Total Unclassified Salaries by Fund</b>				<b>4.00</b>	<b>377,235</b>
<b>STUDENT ASSISTANTS AND BENEFITS</b>					
1200		Student Salaries-Regular			36,000
1760		State Leave Pymt Assessment			2,731
1830		Regents Retirement			32,068
1850		TIAA Disability			3,776
1911		Medicare			5,282
1912		OASDI			22,248
1750		Dependent Health Insurance			7,410
1950		Single Group Health Insurance			35,267
1970		Workers Compensation			1,276
1980		Unemployment Compensation			323
<b>Total Students and Fringe Benefits</b>					<b>146,381</b>
<b>Total Students and Fringe Benefits by Fund</b>					
D10150		RU NIAR-Walter Beech Wind Tunnel			146,381
<b>Total Students and Fringe Benefits</b>					<b>146,381</b>

**W.S.U ANNUAL BUDGET**  
**102175 - NIAR - Walter H. Beech Wind Tunnel**  
**For Fiscal Year 2022**

Account Code	Position Number	Name or Account Description	Months	2022 Adopted	
				Budget FTE	Amount
<b>Total Salaries and Fringe Benefits</b>				<b>4.00</b>	<b>523,615</b>
<b>Total Salaries and Fringe Benefits by Fund</b>					
D10150	RU	NIAR-Walter Beech Wind Tunnel		4.00	523,615
<b>Total Salaries and Fringe Benefits</b>				<b>4.00</b>	<b>523,615</b>
<b>OTHER OPERATING EXPENDITURES (OOE)</b>					
7C		Contractual Services			103,250
7F		Commodities			14,000
7H		Capital Outlay			8,500
7X		Indirect Costs			85,000
7Z		Transfers Out			85,000
<b>Total OOE</b>					<b>295,750</b>
<b>Total OOE by Fund</b>					
D10150	RU	NIAR-Walter Beech Wind Tunnel			210,750
D11419	SRO	Wind Tunnel Service Ctr Reserve			85,000
<b>Total OOE by Fund</b>					<b>295,750</b>
<b>Total FTE and Expenditures</b>				<b>4.00</b>	<b>819,365</b>
<b>Total FTE and Expenditures by Fund</b>					
D10150	RU	NIAR-Walter Beech Wind Tunnel		4.00	734,365
D11419	SRO	Wind Tunnel Service Ctr Reserve		-	85,000
<b>Total FTE and Expenditures by Fund</b>				<b>4.00</b>	<b>819,365</b>



**W.S.U ANNUAL BUDGET**  
**102176 - NIAR - eXtended Reality Laboratory**  
**For Fiscal Year 2022**

Account Code	Position Number	Name or Account Description	Months	2022 Adopted	
				Budget FTE	Amount
<b>USS SALARIES</b>					
<b>1000 USS Salaries-Permanent</b>					
<b>Total USS Salaries</b>				-	-
<b>Total USS Salaries by Fund</b>					
<b>Total USS Salaries by Fund</b>				-	-
<b>UNCLASSIFIED SALARIES</b>					
<b>1100 Unclassified Salaries-Permanent (Including 1105 - Stipend)</b>					
997176		NIAR Research Associate Corey, Eric	12	1.00	57,013
<i>This position is fully funded from restricted use sources.</i>					
997184		NIAR Research Manager Fisher, Jeffrey	12	1.00	78,029
<i>This position is fully funded from restricted use sources.</i>					
1115		Unclassified Salaries-Add'l Comp			7,803
<b>Total Unclassified Salaries</b>				<b>2.00</b>	<b>142,845</b>
<b>Total Unclassified Salaries by Fund</b>					
D10151		RU NIAR-Virtual Reality Lab		2.00	142,845
<b>Total Unclassified Salaries by Fund</b>				<b>2.00</b>	<b>142,845</b>
<b>STUDENT ASSISTANTS AND BENEFITS</b>					
1200		Student Salaries-Regular			54,000
1760		State Leave Pymt Assessment			1,301
1830		Regents Retirement			12,144
1850		TIAA Disability			1,431
1911		Medicare			2,036
1912		OASDI			8,701
1750		Dependent Health Insurance			3,705
1950		Single Group Health Insurance			15,674
1970		Workers Compensation			609
1980		Unemployment Compensation			158
<b>Total Students and Fringe Benefits</b>					<b>99,759</b>
<b>Total Students and Fringe Benefits by Fund</b>					
D10151		RU NIAR-Virtual Reality Lab			99,759
<b>Total Students and Fringe Benefits</b>					<b>99,759</b>
<b>Total Salaries and Fringe Benefits</b>				<b>2.00</b>	<b>242,604</b>
<b>Total Salaries and Fringe Benefits by Fund</b>					
D10151		RU NIAR-Virtual Reality Lab		2.00	242,604
<b>Total Salaries and Fringe Benefits</b>				<b>2.00</b>	<b>242,604</b>
<b>OTHER OPERATING EXPENDITURES (OOE)</b>					
7C		Contractual Services			42,100
7F		Commodities			4,720
7H		Capital Outlay			371,500
7X		Indirect Costs			30,000
7Z		Transfers Out			30,000
<b>Total OOE</b>					<b>478,320</b>

**W.S.U ANNUAL BUDGET**  
**102176 - NIAR - eXtended Reality Laboratory**  
**For Fiscal Year 2022**

Account Code	Position Number	Name or Account Description	Months	2022 Adopted	
				Budget FTE	Amount
<b>Total OOE by Fund</b>					
D10151	RU	NIAR-Virtual Reality Lab			88,320
D11420	SRO	Virtual Reality Ctr SC Reserve			390,000
<b>Total OOE by Fund</b>					<b>478,320</b>
<b>Total FTE and Expenditures</b>				<b>2.00</b>	<b>720,924</b>
<b>Total FTE and Expenditures by Fund</b>					
D10151	RU	NIAR-Virtual Reality Lab		2.00	330,924
D11420	SRO	Virtual Reality Ctr SC Reserve		-	390,000
<b>Total FTE and Expenditures by Fund</b>				<b>2.00</b>	<b>720,924</b>

**W.S.U ANNUAL BUDGET**  
**102177 - NIAR - Shop**  
**For Fiscal Year 2022**

Account Code	Position Number	Name or Account Description	Months	2022 Adopted	
				Budget FTE	Amount
<b>USS SALARIES</b>					
<b>1000 USS Salaries-Permanent</b>					
<b>Total USS Salaries</b>				-	-
<b>Total USS Salaries by Fund</b>					
<b>Total USS Salaries by Fund</b>				-	-
<b>UNCLASSIFIED SALARIES</b>					
<b>1100 Unclassified Salaries-Permanent (Including 1105 - Stipend)</b>					
994187		NIAR Research Technician White, Jacob <i>This position is fully funded from restricted use sources.</i>	12	1.00	56,701
997945		NIAR Research Associate Pinyoanuntapong, Krittetash <i>This position is fully funded from restricted use sources.</i>	12	1.00	50,606
998704		NIAR Research Technician Brand, Dale <i>This position is fully funded from restricted use sources.</i>	12	1.00	57,512
998913		Research Technician Hoang, Jack <i>This position is fully funded from restricted use sources.</i>	12	1.00	64,501
999088		NIAR Senior Research Engineer Jonas, Andrew <i>This position is fully funded from restricted use sources.</i>	12	1.00	78,400
1110		Uncl-Salaries-Seasonal and Temp			48,900
1115		Unclassified Salaries-Add'l Comp			25,000
1160		Unclass Sal-OT/Comp/AHR			69,000
<b>Total Unclassified Salaries</b>				<b>5.00</b>	<b>450,620</b>
<b>Total Unclassified Salaries by Fund</b>					
D10152		RU NIAR-Shop		5.00	450,620
<b>Total Unclassified Salaries by Fund</b>				<b>5.00</b>	<b>450,620</b>
<b>STUDENT ASSISTANTS AND BENEFITS</b>					
1200		Student Salaries-Regular			100,000
1760		State Leave Pymt Assessment			3,638
1830		Regents Retirement			34,150
1850		TIAA Disability			4,021
1911		Medicare			6,248
1912		OASDI			26,704
1750		Dependent Health Insurance			14,820
1950		Single Group Health Insurance			39,185
1970		Workers Compensation			1,699
1980		Unemployment Compensation			428
<b>Total Students and Fringe Benefits</b>					<b>230,893</b>
<b>Total Students and Fringe Benefits by Fund</b>					

**W.S.U ANNUAL BUDGET**  
**102177 - NIAR - Shop**  
**For Fiscal Year 2022**

Account Code	Position Number	Name or Account Description	Months	2022 Adopted	
				Budget FTE	Amount
	D10152	RU NIAR-Shop			230,893
		<b>Total Students and Fringe Benefits</b>			<b>230,893</b>
		<b>Total Salaries and Fringe Benefits</b>		<b>5.00</b>	<b>681,513</b>
		<b>Total Salaries and Fringe Benefits by Fund</b>			
	D10152	RU NIAR-Shop		5.00	681,513
		<b>Total Salaries and Fringe Benefits</b>		<b>5.00</b>	<b>681,513</b>
<b>OTHER OPERATING EXPENDITURES (OOE)</b>					
		7C Contractual Services			125,250
		7F Commodities			220,950
		7H Capital Outlay			263,000
		7X Indirect Costs			240,000
		<b>Total OOE</b>			<b>849,200</b>
		<b>Total OOE by Fund</b>			
	D10152	RU NIAR-Shop			609,200
	D11421	SRO Research Machine ShopSC Reserve			240,000
		<b>Total OOE by Fund</b>			<b>849,200</b>
		<b>Total FTE and Expenditures</b>		<b>5.00</b>	<b>1,530,713</b>
		<b>Total FTE and Expenditures by Fund</b>			
	D10152	RU NIAR-Shop		5.00	1,290,713
	D11421	SRO Research Machine ShopSC Reserve		-	240,000
		<b>Total FTE and Expenditures by Fund</b>		<b>5.00</b>	<b>1,530,713</b>

**W.S.U ANNUAL BUDGET**  
**102414 - NIAR - Adv Tech Lab-Aerospace Syst**  
**For Fiscal Year 2022**

Account Code	Position Number	Name or Account Description	Months	2022 Adopted	
				Budget FTE	Amount
<b>USS SALARIES</b>					
<b>1000 USS Salaries-Permanent</b>					
<b>Total USS Salaries</b>				-	-
<b>Total USS Salaries by Fund</b>					
<b>Total USS Salaries by Fund</b>				-	-
<b>UNCLASSIFIED SALARIES</b>					
<b>1100 Unclassified Salaries-Permanent (Including 1105 - Stipend)</b>					
991439		NIAR Research Engineer Goertz, Joshua <i>This position is fully funded from restricted use sources.</i>	12	1.00	90,002
991708		NIAR Research Engineer Vacant <i>This position is fully funded from restricted use sources.</i>		1.00	85,010
991783		NIAR Research Engineer Rubesinghe, Dhanachandra <i>This position is fully funded from restricted use sources.</i>	12	1.00	65,000
991794		NIAR Research Engineer May, Scott <i>This position is fully funded from restricted use sources.</i>	12	1.00	75,005
991804		NIAR Research Engineer Schmitz, Isaac <i>This position is fully funded from restricted use sources.</i>	12	1.00	74,755
992005		NIAR Research Engineer Walthers, Mark <i>This position is fully funded from restricted use sources.</i>	12	1.00	65,000
992995		NIAR Research Engineer Kuragamage Don, Tharaka Dushyantha Nandakumara <i>This position is fully funded from restricted use sources.</i>	12	1.00	65,000
994419		NIAR Senior Research Scientist/Technical Director Seneviratne, Waruna <i>This position is fully funded from restricted use sources.</i>	12	1.00	245,133
994420		NIAR Laboratory Manager/ Senior Research Engineer Saathoff, Caleb <i>This position is fully funded from restricted use sources.</i>	12	1.00	120,227
994421		NIAR Research Engineer Fulghum, Ethan <i>This position is fully funded from restricted use sources.</i>	12	1.00	65,000
994441		NIAR Senior Research Engineer			

**W.S.U ANNUAL BUDGET**  
**102414 - NIAR - Adv Tech Lab-Aerospace Syst**  
**For Fiscal Year 2022**

Account Code	Position Number	Name or Account Description	Months	2022 Adopted	
				Budget FTE	Amount
		Saathoff, Brandon <i>This position is fully funded from restricted use sources.</i>	12	1.00	120,227
	995178	Senior Research Engineer Palliyaguru, Upul <i>This position is fully funded from restricted use sources.</i>	12	1.00	120,227
	995478	ATLAS Program Coordinator Leal, Kristen <i>This position is fully funded from restricted use sources.</i>	12	1.00	63,274
	995566	Research Engineer Lorik, Tomas <i>This position is fully funded from restricted use sources.</i>	12	1.00	90,002
	995712	NIAR Laboratory Manager Tomblin, John <i>This position is fully funded from restricted use sources.</i>	12	1.00	94,091
	997711	Senior Vice President for Industry and Defense Programs and Executive Director of NIAR Tomblin, John <i>This position is fully funded from restricted use sources.</i>	12	0.25	119,351
	999069	NIAR Research Engineer, Senior Pini, Christopher <i>This position is fully funded from restricted use sources.</i>	12	1.00	90,000
	999094	NIAR Research Engineer Saseendran, Vishnu <i>This position is fully funded from restricted use sources.</i>	12	1.00	94,091
	999230	NIAR NDI Technician Level II Lee, Steven <i>This position is fully funded from restricted use sources.</i>	12	1.00	70,013
	999838	NIAR Research Engineer Morgan, Kevin <i>This position is fully funded from restricted use sources.</i>	12	1.00	75,005
	999972	NIAR Research Engineer Shafie, Mohamed <i>This position is fully funded from restricted use sources.</i>	12	1.00	71,053
	1110	Uncl-Salaries-Seasonal and Temp			169,200
	1115	Unclassified Salaries-Add'l Comp			275,000
	1190	Unclassified Salaries-Vacation			34,800
	1160	Unclass Sal-OT/Comp/AHR			54,600
		<b>Total Unclassified Salaries</b>		<b>20.25</b>	<b>2,491,064</b>
		<b>Total Unclassified Salaries by Fund</b>			
	D11399	RU NIAR - Automated Technologies		20.25	2,491,064
		<b>Total Unclassified Salaries by Fund</b>		<b>20.25</b>	<b>2,491,064</b>

**W.S.U ANNUAL BUDGET**  
**102414 - NIAR - Adv Tech Lab-Aerospace Syst**  
**For Fiscal Year 2022**

Account Code	Position Number	Name or Account Description	Months	2022 Adopted	
				Budget FTE	Amount
<b>STUDENT ASSISTANTS AND BENEFITS</b>					
1200		Student Salaries-Regular			804,000
1760		State Leave Pymt Assessment			21,530
1830		Regents Retirement			187,186
1850		TIAA Disability			22,881
1911		Medicare			35,221
1912		OASDI			139,469
1750		Dependent Health Insurance			19,452
1950		Single Group Health Insurance			135,189
1970		Workers Compensation			10,057
1980		Unemployment Compensation			2,598
<b>Total Students and Fringe Benefits</b>					<b>1,377,583</b>
<b>Total Students and Fringe Benefits by Fund</b>					
D11399		RU NIAR - Automated Technologies			1,377,583
<b>Total Students and Fringe Benefits</b>					<b>1,377,583</b>
<b>Total Salaries and Fringe Benefits</b>				<b>20.25</b>	<b>3,868,647</b>
<b>Total Salaries and Fringe Benefits by Fund</b>					
D11399		RU NIAR - Automated Technologies		20.25	3,868,647
<b>Total Salaries and Fringe Benefits</b>				<b>20.25</b>	<b>3,868,647</b>
<b>OTHER OPERATING EXPENDITURES (OOE)</b>					
7C		Contractual Services			2,247,506
7F		Commodities			1,986,315
7H		Capital Outlay			4,121,930
7X		Indirect Costs			3,196,860
7Z		Transfers Out			1,100,000
<b>Total OOE</b>					<b>12,652,611</b>
<b>Total OOE by Fund</b>					
D11399		RU NIAR - Automated Technologies			9,455,751
D11520		SRO NIAR ATLAS Reserve			3,196,860
<b>Total OOE by Fund</b>					<b>12,652,611</b>
<b>Total FTE and Expenditures</b>				<b>20.25</b>	<b>16,521,258</b>
<b>Total FTE and Expenditures by Fund</b>					
D11399		RU NIAR - Automated Technologies		20.25	13,324,398
D11520		SRO NIAR ATLAS Reserve		-	3,196,860
<b>Total FTE and Expenditures by Fund</b>				<b>20.25</b>	<b>16,521,258</b>

**W.S.U ANNUAL BUDGET**  
**102830 - NIAR - Flight Test & Cert Center**  
**For Fiscal Year 2022**

Account Code	Position Number	Name or Account Description	Months	2022 Adopted	
				Budget FTE	Amount
<b>USS SALARIES</b>					
<b>1000 USS Salaries-Permanent</b>					
<b>Total USS Salaries</b>				-	-
<b>Total USS Salaries by Fund</b>					
<b>Total USS Salaries by Fund</b>				-	-
<b>UNCLASSIFIED SALARIES</b>					
<b>1100 Unclassified Salaries-Permanent (Including 1105 - Stipend)</b>					
	991455	NIAR Instrumentation Specialist Horton, Michael	12	1.00	163,000
<i>This position is fully funded from restricted use sources.</i>					
<b>Total Unclassified Salaries</b>				<b>1.00</b>	<b>163,000</b>
<b>Total Unclassified Salaries by Fund</b>					
	D11633	RU NIAR-Flight Test & Cert		1.00	163,000
<b>Total Unclassified Salaries by Fund</b>				<b>1.00</b>	<b>163,000</b>
<b>STUDENT ASSISTANTS AND BENEFITS</b>					
	1760	State Leave Pymt Assessment			1,076
	1830	Regents Retirement			13,856
	1850	TIAA Disability			1,630
	1911	Medicare			2,274
	1912	OASDI			8,854
	1750	Dependent Health Insurance			3,705
	1950	Single Group Health Insurance			7,837
	1970	Workers Compensation			503
	1980	Unemployment Compensation			126
<b>Total Students and Fringe Benefits</b>					<b>39,861</b>
<b>Total Students and Fringe Benefits by Fund</b>					
	D11633	RU NIAR-Flight Test & Cert			39,861
<b>Total Students and Fringe Benefits</b>					<b>39,861</b>
<b>Total Salaries and Fringe Benefits</b>				<b>1.00</b>	<b>202,861</b>
<b>Total Salaries and Fringe Benefits by Fund</b>					
	D11633	RU NIAR-Flight Test & Cert		1.00	202,861
<b>Total Salaries and Fringe Benefits</b>				<b>1.00</b>	<b>202,861</b>
<b>OTHER OPERATING EXPENDITURES (OOE)</b>					
	7C	Contractual Services			75,000
	7F	Commodities			107,500
	7H	Capital Outlay			250,000
	7X	Indirect Costs			150,000
	7Z	Transfers Out			50,000
<b>Total OOE</b>					<b>632,500</b>
<b>Total OOE by Fund</b>					
	D11633	RU NIAR-Flight Test & Cert			482,500
	D11636	SRO NIAR Flight Test & Cert Reserve			150,000
<b>Total OOE by Fund</b>					<b>632,500</b>



**W.S.U ANNUAL BUDGET**  
**102830 - NIAR - Flight Test & Cert Center**  
**For Fiscal Year 2022**

Account Code	Position Number	Name or Account Description	Months	2022 Adopted	
				Budget FTE	Amount
<b>Total FTE and Expenditures</b>				<b>1.00</b>	<b>835,361</b>
<b>Total FTE and Expenditures by Fund</b>					
D11633	RU	NIAR-Flight Test & Cert		1.00	685,361
D11636	SRO	NIAR Flight Test & Cert Reserve		-	150,000
<b>Total FTE and Expenditures by Fund</b>				<b>1.00</b>	<b>835,361</b>

**W.S.U ANNUAL BUDGET**  
**102831 - NIAR -Maintenance Repair & Overhaul**  
**For Fiscal Year 2022**

Account Code	Position Number	Name or Account Description	Months	2022 Adopted	
				Budget FTE	Amount
<b>USS SALARIES</b>					
<b>1000 USS Salaries-Permanent</b>					
<b>Total USS Salaries</b>				-	-
<b>Total USS Salaries by Fund</b>					
<b>Total USS Salaries by Fund</b>				-	-
<b>UNCLASSIFIED SALARIES</b>					
<b>1100 Unclassified Salaries-Permanent (Including 1105 - Stipend)</b>					
991216		NIAR Research Director Grove, Stephen <i>This position is fully funded from restricted use sources.</i>	12	1.00	200,000
991442		NIAR Manufacturing/Industrial Engineering Manager Segraves, Clifford <i>This position is fully funded from restricted use sources.</i>	12	1.00	130,000
991443		NIAR Aircraft Technician Meyer, Kenyon <i>This position is fully funded from restricted use sources.</i>	12	1.00	64,480
991444		NIAR Aircraft Technician, Sr Gonzalez, Bennie <i>This position is fully funded from restricted use sources.</i>	12	1.00	66,560
991445		NIAR Aircraft Technician, Sr Marler, Douglas <i>This position is fully funded from restricted use sources.</i>	12	1.00	64,480
991446		NIAR Aircraft Technician, Sr Probst, Glen <i>This position is fully funded from restricted use sources.</i>	12	1.00	64,480
991447		NIAR Aircraft Technician, Senior Schooler, Dakota <i>This position is fully funded from restricted use sources.</i>	12	1.00	62,400
991448		NIAR Aircraft Technician, Sr Kipp, Michael <i>This position is fully funded from restricted use sources.</i>	12	1.00	93,600
991449		NIAR Aircraft Technician, Sr Legg, Michael <i>This position is fully funded from restricted use sources.</i>	12	1.00	62,400
991450		NIAR Aircraft Technician, Senior Bevan, Ryan <i>This position is fully funded from restricted use sources.</i>	12	1.00	64,480
991451		NIAR Aircraft Technician, Sr			

**W.S.U ANNUAL BUDGET**  
**102831 - NIAR -Maintenance Repair & Overhaul**  
**For Fiscal Year 2022**

Account Code	Position Number	Name or Account Description	Months	2022 Adopted	
				Budget FTE	Amount
		Klug, Samuel <i>This position is fully funded from restricted use sources.</i>	12	1.00	64,480
	991452	NIAR Aircraft Technician, Sr Trullinger, Jeffrey <i>This position is fully funded from restricted use sources.</i>	12	1.00	66,560
	991456	NIAR Aircraft Technician, Sr Pangburn, Jacob <i>This position is fully funded from restricted use sources.</i>	12	1.00	68,640
	991458	NIAR Research Technician, Sr Burleigh, Jared <i>This position is fully funded from restricted use sources.</i>	12	1.00	74,880
	991460	NIAR Aircraft Technician, Sr Miller, Shawn <i>This position is fully funded from restricted use sources.</i>	12	1.00	66,560
	991461	NIAR Aircraft Technician, Sr Newton, Paul <i>This position is fully funded from restricted use sources.</i>	12	1.00	72,800
	991462	NIAR Research Technician, Sr Stamm, Brandon <i>This position is fully funded from restricted use sources.</i>	12	1.00	68,640
	991463	NIAR Aircraft Technician, Sr Naillieux, Jason <i>This position is fully funded from restricted use sources.</i>	12	1.00	74,880
	991464	NIAR Aircraft Technician, Sr Swindler, Corey <i>This position is fully funded from restricted use sources.</i>	12	1.00	64,480
	991465	NIAR Aircraft Technician, Sr Maly, John <i>This position is fully funded from restricted use sources.</i>	12	1.00	72,800
	991466	NIAR Aircraft Technician, Sr Etheridge, Jared <i>This position is fully funded from restricted use sources.</i>	12	1.00	79,040
	991469	NIAR Aircraft Technician,Entry DeWeese, John <i>This position is fully funded from restricted use sources.</i>	12	1.00	52,000
	991693	NIAR Aircraft Technician Ruiz, Juan <i>This position is fully funded from restricted use sources.</i>	12	1.00	60,320
	991694	NIAR Aircraft Technician Entry Aschenbrenner, John	12	1.00	52,000

**W.S.U ANNUAL BUDGET**  
**102831 - NIAR -Maintenance Repair & Overhaul**  
**For Fiscal Year 2022**

Account Code	Position Number	Name or Account Description	Months	2022 Adopted	
				Budget FTE	Amount
		<i>This position is fully funded from restricted use sources.</i>			
	991700	NIAR Aircraft Technician Graham, Shane	12	1.00	66,560
		<i>This position is fully funded from restricted use sources.</i>			
	991701	NIAR Aircraft Technician Novotny, Ryan	12	1.00	64,480
		<i>This position is fully funded from restricted use sources.</i>			
	991702	NIAR Aircraft Technician Liebegott, Jeffrey	12	1.00	60,320
		<i>This position is fully funded from restricted use sources.</i>			
	991703	NIAR Aircraft Technician Gonzalez, Anthony	12	1.00	68,640
		<i>This position is fully funded from restricted use sources.</i>			
	991704	NIAR Aircraft Technician James, Gary	12	1.00	64,480
		<i>This position is fully funded from restricted use sources.</i>			
	991740	NIAR Aircraft Technician, Lead Wells, Justin	12	1.00	99,840
		<i>This position is fully funded from restricted use sources.</i>			
	991744	NIAR Aircraft Technician, Sr Williams, Douglas	12	1.00	87,360
		<i>This position is fully funded from restricted use sources.</i>			
	991746	NIAR Aircraft Technician Williams, Thomas	12	1.00	54,080
		<i>This position is fully funded from restricted use sources.</i>			
	991748	NIAR Research Engineer Senior Kraus, Benjamin	12	1.00	89,500
		<i>This position is fully funded from restricted use sources.</i>			
	991749	NIAR Aircraft Technician, Sr Porter, Johnathan	12	1.00	68,640
		<i>This position is fully funded from restricted use sources.</i>			
	991755	NIAR Aircraft Technician, Sr Cornwell, Houston	12	1.00	64,480
		<i>This position is fully funded from restricted use sources.</i>			
	991756	NIAR Research Technician, Senior Behrms, Aaron	12	1.00	67,600
		<i>This position is fully funded from restricted use sources.</i>			
	991757	NIAR Aircraft Technician, Senior Lehman, Jarrod	12	1.00	62,400
		<i>This position is fully funded from restricted use sources.</i>			

**W.S.U ANNUAL BUDGET**  
**102831 - NIAR -Maintenance Repair & Overhaul**  
**For Fiscal Year 2022**

Account Code	Position Number	Name or Account Description	Months	2022 Adopted	
				Budget FTE	Amount
991758	NIAR Research Technician Senior	Calvert, Jeremy	12	1.00	64,480
		<i>This position is fully funded from restricted use sources.</i>			
992017	NIAR Research Technician, Sr	Baldwin, Trenton	12	1.00	60,320
		<i>This position is fully funded from restricted use sources.</i>			
992018	NIAR Aircraft Technician	Jones, Travis	12	1.00	68,640
		<i>This position is fully funded from restricted use sources.</i>			
992019	NIAR Aircraft Technician, Sr	Gutierrez, Mario	12	1.00	62,400
		<i>This position is fully funded from restricted use sources.</i>			
992020	NIAR Aircraft Technician	Sumner, Sean	12	1.00	66,560
		<i>This position is fully funded from restricted use sources.</i>			
992021	NIAR Research Technician, Sr	Rodriguez, Greg	12	1.00	68,640
		<i>This position is fully funded from restricted use sources.</i>			
992022	NIAR Aircraft Technician, Sr	Deweese, Nicholas	12	1.00	68,640
		<i>This position is fully funded from restricted use sources.</i>			
992026	NIAR Aircraft Technician, Sr	Kennedy, Louis	12	1.00	70,720
		<i>This position is fully funded from restricted use sources.</i>			
992027	NIAR Aircraft Technician, Sr	Villalobos, Julio	12	1.00	72,800
		<i>This position is fully funded from restricted use sources.</i>			
992028	NIAR Aircraft Technician, Sr	Wilson, Marlan	12	1.00	66,560
		<i>This position is fully funded from restricted use sources.</i>			
992030	NIAR Aircraft Technician, Sr	Crawford, Adam	12	1.00	66,560
		<i>This position is fully funded from restricted use sources.</i>			
992033	NIAR Aircraft Technician	Dunn, Travis	12	1.00	60,320
		<i>This position is fully funded from restricted use sources.</i>			
992034	NIAR Aircraft Technician	Kungu, Andrew	12	1.00	68,640
		<i>This position is fully funded from restricted use sources.</i>			

**W.S.U ANNUAL BUDGET**  
**102831 - NIAR -Maintenance Repair & Overhaul**  
**For Fiscal Year 2022**

Account Code	Position Number	Name or Account Description	Months	2022 Adopted	
				Budget FTE	Amount
	992035	NIAR Aircraft Technician Garcia, Jose <i>This position is fully funded from restricted use sources.</i>	12	1.00	60,320
	992036	NIAR Aircraft Technician Vacant <i>This position is fully funded from restricted use sources.</i>		1.00	52,000
	992037	NIAR Aircraft Technician Gonzalez, Bryan <i>This position is fully funded from restricted use sources.</i>	12	1.00	61,360
	992040	NIAR Quality Manager Howe, Robert <i>This position is fully funded from restricted use sources.</i>	12	1.00	103,000
	992041	NIAR MRO Release Inspector Vacant <i>This position is fully funded from restricted use sources.</i>		1.00	83,200
	992042	NIAR MRO Release Inspector Vacant <i>This position is fully funded from restricted use sources.</i>		1.00	83,200
	992043	NIAR MRO Release Inspector Belnap, Daryl <i>This position is fully funded from restricted use sources.</i>	12	1.00	79,040
	992970	NIAR Research Engineer Senior Capps, Christopher <i>This position is fully funded from restricted use sources.</i>	12	1.00	82,000
	992971	NIAR Aircraft Technician, Sr Ballenger, Dale <i>This position is fully funded from restricted use sources.</i>	12	1.00	87,360
	992972	NIAR Aircraft Technician, Sr Beck, Kevin <i>This position is fully funded from restricted use sources.</i>	12	1.00	87,360
	992973	NIAR Aircraft Technician, Sr Jantz, Kevin <i>This position is fully funded from restricted use sources.</i>	12	1.00	72,800
	992974	NIAR Aircraft Technician, Sr Swim, Jacob <i>This position is fully funded from restricted use sources.</i>	12	1.00	70,720
	992975	NIAR Aircraft Technician, Sr Young, Michelle <i>This position is fully funded from restricted use sources.</i>	12	1.00	76,960
	992976	NIAR Aircraft Technician Entry			

**W.S.U ANNUAL BUDGET**  
**102831 - NIAR -Maintenance Repair & Overhaul**  
**For Fiscal Year 2022**

Account Code	Position Number	Name or Account Description	Months	2022 Adopted	
				Budget FTE	Amount
		Yardley, Dylan	12	1.00	62,400
		<i>This position is fully funded from restricted use sources.</i>			
	992978	NIAR Research Engineer Senior Richilano, David	12	1.00	96,000
		<i>This position is fully funded from restricted use sources.</i>			
	992982	NIAR Aircraft Technician, Sr Mendenhall, Bryan	12	1.00	52,000
		<i>This position is fully funded from restricted use sources.</i>			
	992989	NIAR Aircraft Technician, Sr Mireles, Sergio	12	1.00	66,560
		<i>This position is fully funded from restricted use sources.</i>			
	992996	Chief Operating Officer, MRO Kampschroeder, Rickie	12	1.00	175,000
		<i>This position is fully funded from restricted use sources.</i>			
	993070	NIAR Engineering Design and Mod Business and Project Manager Bonitati, Allison	12	0.10	14,500
		<i>This position is fully funded from restricted use sources.</i>			
	993259	NIAR Quality Manager Tober, Richard	12	1.00	100,000
		<i>This position is fully funded from restricted use sources.</i>			
	993536	Director, NIAR Engineering Design and Modification Jones, David	12	0.10	26,644
		<i>This position is fully funded from restricted use sources.</i>			
	999243	NIAR Business Manager Jones, Matthew	12	0.10	6,800
		<i>This position is fully funded from restricted use sources.</i>			
	1110	Uncl-Salaries-Seasonal and Temp			35,000
	1160	Unclass Sal-OT/Comp/AHR			25,000
		<b>Total Unclassified Salaries</b>		<b>69.30</b>	<b>5,253,844</b>
<b>Total Unclassified Salaries by Fund</b>					
	D11634	RU NIAR-MRO Center		69.30	5,253,844
		<b>Total Unclassified Salaries by Fund</b>		<b>69.30</b>	<b>5,253,844</b>
<hr/>					
<b>STUDENT ASSISTANTS AND BENEFITS</b>					
	1760	State Leave Pymt Assessment			34,713
	1830	Regents Retirement			425,063
	1850	TIAA Disability			52,209
	1911	Medicare			73,622
	1912	OASDI			308,828
	1750	Dependent Health Insurance			126,341
	1950	Single Group Health Insurance			393,418
	1970	Workers Compensation			16,224
	1980	Unemployment Compensation			4,098
		<b>Total Students and Fringe Benefits</b>			<b>1,434,516</b>

**W.S.U ANNUAL BUDGET**  
**102831 - NIAR -Maintenance Repair & Overhaul**  
**For Fiscal Year 2022**

Account Code	Position Number	Name or Account Description	Months	2022 Adopted	
				Budget FTE	Amount
<b>Total Students and Fringe Benefits by Fund</b>					
	D11634	RU NIAR-MRO Center			1,434,516
		<b>Total Students and Fringe Benefits</b>			<b>1,434,516</b>
		<b>Total Salaries and Fringe Benefits</b>		<b>69.30</b>	<b>6,688,360</b>
<b>Total Salaries and Fringe Benefits by Fund</b>					
	D11634	RU NIAR-MRO Center		69.30	6,688,360
		<b>Total Salaries and Fringe Benefits</b>		<b>69.30</b>	<b>6,688,360</b>
<b>OTHER OPERATING EXPENDITURES (OOE)</b>					
	7C	Contractual Services			2,377,000
	7F	Commodities			235,000
	7H	Capital Outlay			1,000,000
	7X	Indirect Costs			1,000,000
	7Z	Transfers Out			500,000
		<b>Total OOE</b>			<b>5,112,000</b>
<b>Total OOE by Fund</b>					
	D11634	RU NIAR-MRO Center			4,112,000
	D11637	SRO NIAR Maint Rep&Overhaul Reserve			1,000,000
		<b>Total OOE by Fund</b>			<b>5,112,000</b>
		<b>Total FTE and Expenditures</b>		<b>69.30</b>	<b>11,800,360</b>
<b>Total FTE and Expenditures by Fund</b>					
	D11634	RU NIAR-MRO Center		69.30	10,800,360
	D11637	SRO NIAR Maint Rep&Overhaul Reserve		-	1,000,000
		<b>Total FTE and Expenditures by Fund</b>		<b>69.30</b>	<b>11,800,360</b>



**W.S.U ANNUAL BUDGET**  
**102428 - Molecular Diagnostic Lab**  
**For Fiscal Year 2022**

Account Code	Position Number	Name or Account Description	Months	2022 Adopted	
				Budget FTE	Amount
<b>USS SALARIES</b>					
<b>1000 USS Salaries-Permanent</b>					
<b>Total USS Salaries</b>				-	-
<b>Total USS Salaries by Fund</b>					
<b>Total USS Salaries by Fund</b>				-	-
<b>UNCLASSIFIED SALARIES</b>					
<b>1100 Unclassified Salaries-Permanent (Including 1105 - Stipend)</b>					
991434		Clinical Lab Technician, Entry Haas, Joshua <i>This position is fully funded from restricted use sources.</i>	12	1.00	39,520
991747		MDL Office Manager Preisser, Cheryl <i>This position is fully funded from restricted use sources.</i>	12	1.00	42,994
991768		Clinical Laboratory Technologist Llamas, Andrea <i>This position is fully funded from restricted use sources.</i>	12	1.00	54,080
991770		Clinical Laboratory Technologist Boots, Laura <i>This position is fully funded from restricted use sources.</i>	12	1.00	54,080
991778		Director Laboratory Sorrells, Derek <i>This position is fully funded from restricted use sources.</i>	12	1.00	150,000
991785		Clinical Laboratory Technologist Moore, Kelsey <i>This position is fully funded from restricted use sources.</i>	12	1.00	55,120
991790		Clinical Laboratory Technologist Bondie, Heather <i>This position is fully funded from restricted use sources.</i>	12	1.00	54,080
991792		Processing Technician Hashbarger, Michael <i>This position is fully funded from restricted use sources.</i>	12	1.00	47,840
992994		Clincl Lab Technologist, Entry Ukoefreso, Nicole <i>This position is fully funded from restricted use sources.</i>	12	1.00	41,600
993260		Clinical Laboratory Technologist Truong, Tina <i>This position is fully funded from restricted use sources.</i>	12	1.00	56,160
993279		Clinical Laboratory Technologist			

**W.S.U ANNUAL BUDGET**  
**102428 - Molecular Diagnostic Lab**  
**For Fiscal Year 2022**

Account Code	Position Number	Name or Account Description	Months	2022 Adopted	
				Budget FTE	Amount
		Nguyen, Van	12	1.00	55,120
		<i>This position is fully funded from restricted use sources.</i>			
	993297	Clinical Laboratory Technologist Kliwer, Katherine	12	1.00	60,320
		<i>This position is fully funded from restricted use sources.</i>			
	993298	Manager, Laboratory Spence, Christopher	12	1.00	56,160
		<i>This position is fully funded from restricted use sources.</i>			
	1110	Uncl-Salaries-Seasonal and Temp			121,680
	1115	Unclassified Salaries-Add'l Comp			208,264
	1190	Unclassified Salaries-Vacation			5,500
		<b>Total Unclassified Salaries</b>		<b>13.00</b>	<b>1,102,518</b>
		<b>Total Unclassified Salaries by Fund</b>			
	D11621	RU Molecular Diagnostic Lab		13.00	1,102,518
		<b>Total Unclassified Salaries by Fund</b>		<b>13.00</b>	<b>1,102,518</b>
<b>STUDENT ASSISTANTS AND BENEFITS</b>					
	1760	State Leave Pymt Assessment			7,244
	1830	Regents Retirement			82,912
	1850	TIAA Disability			9,759
	1911	Medicare			15,691
	1912	OASDI			66,667
	1750	Dependent Health Insurance			7,410
	1950	Single Group Health Insurance			78,370
	1970	Workers Compensation			3,384
	1980	Unemployment Compensation			873
		<b>Total Students and Fringe Benefits</b>			<b>272,310</b>
		<b>Total Students and Fringe Benefits by Fund</b>			
	D11621	RU Molecular Diagnostic Lab			272,310
		<b>Total Students and Fringe Benefits</b>			<b>272,310</b>
		<b>Total Salaries and Fringe Benefits</b>		<b>13.00</b>	<b>1,374,828</b>
		<b>Total Salaries and Fringe Benefits by Fund</b>			
	D11621	RU Molecular Diagnostic Lab		13.00	1,374,828
		<b>Total Salaries and Fringe Benefits</b>		<b>13.00</b>	<b>1,374,828</b>
<b>OTHER OPERATING EXPENDITURES (OOE)</b>					
	7C	Contractual Services			557,620
	7F	Commodities			8,000
	7H	Capital Outlay			200
		<b>Total OOE</b>			<b>565,820</b>
		<b>Total OOE by Fund</b>			
	D11621	RU Molecular Diagnostic Lab			565,820
		<b>Total OOE by Fund</b>			<b>565,820</b>
		<b>Total FTE and Expenditures</b>		<b>13.00</b>	<b>1,940,648</b>
		<b>Total FTE and Expenditures by Fund</b>			
	D11621	RU Molecular Diagnostic Lab		13.00	1,940,648
		<b>Total FTE and Expenditures by Fund</b>		<b>13.00</b>	<b>1,940,648</b>

**W.S.U ANNUAL BUDGET**  
**102406 - Engineering Design and Mod Team**  
**For Fiscal Year 2022**

Account Code	Position Number	Name or Account Description	Months	2022 Adopted	
				Budget FTE	Amount
<b>USS SALARIES</b>					
<b>1000 USS Salaries-Permanent</b>					
<b>Total USS Salaries</b>				-	-
<b>Total USS Salaries by Fund</b>					
<b>Total USS Salaries by Fund</b>				-	-
<b>UNCLASSIFIED SALARIES</b>					
<b>1100 Unclassified Salaries-Permanent (Including 1105 - Stipend)</b>					
991697		NIAR Program Lead Quick, Michael <i>This position is fully funded from restricted use sources.</i>	12	1.00	120,000
992993		Cyber Security Officer Snyder, Chris <i>This position is fully funded from restricted use sources.</i>	12	0.50	75,000
993070		NIAR Engineering Design and Mod Business and Project Manager Bonitati, Allison <i>This position is fully funded from restricted use sources.</i>	12	0.80	116,000
993536		Director, NIAR Engineering Design and Modification Jones, David <i>This position is fully funded from restricted use sources.</i>	12	0.80	213,150
994805		Contracts and Grants Specialist Pulley, Eric <i>This position is fully funded from restricted use sources.</i>	12	1.00	75,000
999243		NIAR Business Manager Jones, Matthew <i>This position is fully funded from restricted use sources.</i>	12	0.80	54,400
1110		Uncl-Salaries-Seasonal and Temp			50,000
1115		Unclassified Salaries-Add'l Comp			58,000
<b>Total Unclassified Salaries</b>				<b>4.90</b>	<b>761,550</b>
<b>Total Unclassified Salaries by Fund</b>					
D11329		RU Engineering Services - Design		1.08	177,984
D11338		RU Engineering Services - Stress		1.08	177,984
D11388		RU Engineering Support Services		2.12	310,291
D11561		RU Engineering Services - Cert		0.62	95,291
<b>Total Unclassified Salaries by Fund</b>				<b>4.90</b>	<b>761,550</b>
<b>STUDENT ASSISTANTS AND BENEFITS</b>					
1200		Student Salaries-Regular			225,000
1760		State Leave Pymt Assessment			6,521
1830		Regents Retirement			60,492
1850		TIAA Disability			7,122
1911		Medicare			10,984
1912		OASDI			40,723

**W.S.U ANNUAL BUDGET**  
**102406 - Engineering Design and Mod Team**  
**For Fiscal Year 2022**

Account Code	Position Number	Name or Account Description	Months	2022 Adopted	
				Budget FTE	Amount
1750		Dependent Health Insurance			2,966
1950		Single Group Health Insurance			20,384
1970		Workers Compensation			3,051
1980		Unemployment Compensation			794
<b>Total Students and Fringe Benefits</b>					<b>378,037</b>
<b>Total Students and Fringe Benefits by Fund</b>					
D11329		RU Engineering Services - Design			104,662
D11338		RU Engineering Services - Stress			104,662
D11388		RU Engineering Support Services			148,331
D11561		RU Engineering Services - Cert			20,382
<b>Total Students and Fringe Benefits</b>					<b>378,037</b>
<b>Total Salaries and Fringe Benefits</b>				<b>4.90</b>	<b>1,139,587</b>
<b>Total Salaries and Fringe Benefits by Fund</b>					
D11329		RU Engineering Services - Design		1.08	282,646
D11338		RU Engineering Services - Stress		1.08	282,646
D11388		RU Engineering Support Services		2.12	458,622
D11561		RU Engineering Services - Cert		0.62	115,673
<b>Total Salaries and Fringe Benefits</b>				<b>4.90</b>	<b>1,139,587</b>
<b>OTHER OPERATING EXPENDITURES (OOE)</b>					
7C		Contractual Services			23,862,652
7F		Commodities			5,076,000
7H		Capital Outlay			764,400
7X		Indirect Costs			1,600,002
7Z		Transfers Out			1,600,000
<b>Total OOE</b>					<b>32,903,054</b>
<b>Total OOE by Fund</b>					
D11329		RU Engineering Services - Design			9,391,011
D11338		RU Engineering Services - Stress			9,394,990
D11388		RU Engineering Support Services			9,827,053
D11561		RU Engineering Services - Cert			2,690,000
D11425		SRO Eng Design & Modif SC Reserve			1,600,000
<b>Total OOE by Fund</b>					<b>32,903,054</b>
<b>Total FTE and Expenditures</b>				<b>4.90</b>	<b>34,042,641</b>
<b>Total FTE and Expenditures by Fund</b>					
D11329		RU Engineering Services - Design		1.08	9,673,657
D11338		RU Engineering Services - Stress		1.08	9,677,636
D11388		RU Engineering Support Services		2.12	10,285,675
D11561		RU Engineering Services - Cert		0.62	2,805,673
D11425		SRO Eng Design & Modif SC Reserve		-	1,600,000
<b>Total FTE and Expenditures by Fund</b>				<b>4.90</b>	<b>34,042,641</b>

**W.S.U ANNUAL BUDGET**  
**102178 - NIAR - Robotics and Automation Lab**  
**For Fiscal Year 2022**

Account Code	Position Number	Name or Account Description	Months	2022 Adopted	
				Budget FTE	Amount
<b>USS SALARIES</b>					
<b>1000 USS Salaries-Permanent</b>					
<b>Total USS Salaries</b>				-	-
<b>Total USS Salaries by Fund</b>					
<b>Total USS Salaries by Fund</b>				-	-
<b>UNCLASSIFIED SALARIES</b>					
<b>1100 Unclassified Salaries-Permanent (Including 1105 - Stipend)</b>					
991266		Administrative Specialist Lobato, Tirza <i>This position is fully funded from restricted use sources.</i>	12	1.00	35,006
991369		NIAR Research Associate Stepp, Joshua <i>This position is fully funded from restricted use sources.</i>	12	1.00	52,000
992979		NIAR Research Associate Weddle, Bethany <i>This position is fully funded from restricted use sources.</i>	12	1.00	55,016
993005		NIAR Research Associate Thomas, Brandon <i>This position is fully funded from restricted use sources.</i>	12	1.00	50,000
993031		NIAR Research Associate McGuire, Lane <i>This position is fully funded from restricted use sources.</i>	12	1.00	50,502
993261		NIAR Research Technician Gallegos, Katherine <i>This position is fully funded from restricted use sources.</i>	12	1.00	35,006
995125		Research Scientist Vacant <i>This position is fully funded from restricted use sources.</i>		1.00	55,000
995271		NIAR Research Engineer Wescott, Michael <i>This position is fully funded from restricted use sources.</i>	12	1.00	89,317
996004		NIAR Research Engineer VanPelt, Alexander <i>This position is fully funded from restricted use sources.</i>	12	1.00	64,002
997786		Director, Robotics and Automation Lab Brown, Brian <i>This position is fully funded from restricted use sources.</i>	12	1.00	135,249
999987		NIAR Research Engineer			

**W.S.U ANNUAL BUDGET**  
**102178 - NIAR - Robotics and Automation Lab**  
**For Fiscal Year 2022**

Account Code	Position Number	Name or Account Description	Months	2022 Adopted	
				Budget FTE	Amount
		Deegan, Denny	12	1.00	81,200
		<i>This position is fully funded from restricted use sources.</i>			
	1110	Uncl-Salaries-Seasonal and Temp			180,000
	1115	Unclassified Salaries-Add'l Comp			83,000
		<b>Total Unclassified Salaries</b>		<b>11.00</b>	<b>965,299</b>
<b>Total Unclassified Salaries by Fund</b>					
	D10153	RU NIAR-Robotics/Automation Lab		11.00	965,299
		<b>Total Unclassified Salaries by Fund</b>		<b>11.00</b>	<b>965,299</b>
<b>STUDENT ASSISTANTS AND BENEFITS</b>					
	1200	Student Salaries-Regular			500,000
	1210	Student Salaries-WS-WSU Match			1,600
	1220	Student Sal-Workstudy Federal			4,800
	1760	State Leave Pymt Assessment			9,720
	1830	Regents Retirement			62,081
	1850	TIAA Disability			7,859
	1911	Medicare			13,725
	1912	OASDI			58,666
	1750	Dependent Health Insurance			14,820
	1950	Single Group Health Insurance			70,533
	1970	Workers Compensation			4,541
	1980	Unemployment Compensation			1,169
		<b>Total Students and Fringe Benefits</b>			<b>749,514</b>
<b>Total Students and Fringe Benefits by Fund</b>					
	D10153	RU NIAR-Robotics/Automation Lab			744,663
	R40041	Federal Work Study Program			4,851
		<b>Total Students and Fringe Benefits</b>			<b>749,514</b>
		<b>Total Salaries and Fringe Benefits</b>		<b>11.00</b>	<b>1,714,813</b>
<b>Total Salaries and Fringe Benefits by Fund</b>					
	D10153	RU NIAR-Robotics/Automation Lab		11.00	1,709,962
	R40041	Federal Work Study Program		-	4,851
		<b>Total Salaries and Fringe Benefits</b>		<b>11.00</b>	<b>1,714,813</b>
<b>OTHER OPERATING EXPENDITURES (OOE)</b>					
	7C	Contractual Services			154,570
	7F	Commodities			87,800
	7H	Capital Outlay			400,000
	7X	Indirect Costs			450,000
	7Z	Transfers Out			250,000
		<b>Total OOE</b>			<b>1,342,370</b>
<b>Total OOE by Fund</b>					
	D10153	RU NIAR-Robotics/Automation Lab			892,370
	D11422	SRO Robotics & Autom SC Reserve			450,000
		<b>Total OOE by Fund</b>			<b>1,342,370</b>
		<b>Total FTE and Expenditures</b>		<b>11.00</b>	<b>3,057,183</b>
<b>Total FTE and Expenditures by Fund</b>					
	D10153	RU NIAR-Robotics/Automation Lab		11.00	2,602,332
	D11422	SRO Robotics & Autom SC Reserve		-	450,000
	R40041	Federal Work Study Program		-	4,851
		<b>Total FTE and Expenditures by Fund</b>		<b>11.00</b>	<b>3,057,183</b>

**W.S.U ANNUAL BUDGET**  
**102179 - NIAR - Engineering Technologies Lab**  
**For Fiscal Year 2022**

Account Code	Position Number	Name or Account Description	Months	2022 Adopted	
				Budget FTE	Amount
<b>USS SALARIES</b>					
<b>1000 USS Salaries-Permanent</b>					
<b>Total USS Salaries</b>				-	-
<b>Total USS Salaries by Fund</b>					
<b>Total USS Salaries by Fund</b>				-	-
<b>UNCLASSIFIED SALARIES</b>					
<b>1100 Unclassified Salaries-Permanent (Including 1105 - Stipend)</b>					
998227		NIAR Research Manager Chankaramangalam, Jeswin	12	1.00	82,000
<i>This position is fully funded from restricted use sources.</i>					
1110		Uncl-Salaries-Seasonal and Temp			25,000
1115		Unclassified Salaries-Add'l Comp			20,500
1140		Grad Assistants-Other			50,000
<b>Total Unclassified Salaries</b>				<b>1.00</b>	<b>177,500</b>
<b>Total Unclassified Salaries by Fund</b>					
D10154		RU NIAR-Engineering Tech Lab		1.00	177,500
<b>Total Unclassified Salaries by Fund</b>				<b>1.00</b>	<b>177,500</b>
<b>STUDENT ASSISTANTS AND BENEFITS</b>					
1200		Student Salaries-Regular			90,000
1760		State Leave Pymt Assessment			1,767
1830		Regents Retirement			8,714
1850		TIAA Disability			1,025
1911		Medicare			1,807
1912		OASDI			7,724
1750		Dependent Health Insurance			3,705
1950		Single Group Health Insurance			7,837
1970		Workers Compensation			826
1980		Unemployment Compensation			213
<b>Total Students and Fringe Benefits</b>					<b>123,618</b>
<b>Total Students and Fringe Benefits by Fund</b>					
D10154		RU NIAR-Engineering Tech Lab			123,618
<b>Total Students and Fringe Benefits</b>					<b>123,618</b>
<b>Total Salaries and Fringe Benefits</b>				<b>1.00</b>	<b>301,118</b>
<b>Total Salaries and Fringe Benefits by Fund</b>					
D10154		RU NIAR-Engineering Tech Lab		1.00	301,118
<b>Total Salaries and Fringe Benefits</b>				<b>1.00</b>	<b>301,118</b>
<b>OTHER OPERATING EXPENDITURES (OOE)</b>					
7C		Contractual Services			16,700
7F		Commodities			18,650
7H		Capital Outlay			5,500
7X		Indirect Costs			46,680
7Z		Transfers Out			46,680
<b>Total OOE</b>					<b>134,210</b>
<b>Total OOE by Fund</b>					
D10154		RU NIAR-Engineering Tech Lab			87,530

**W.S.U ANNUAL BUDGET**  
**102179 - NIAR - Engineering Technologies Lab**  
**For Fiscal Year 2022**

Account Code	Position Number	Name or Account Description	Months	2022 Adopted	
				Budget FTE	Amount
	D11423	SRO Visual Technology SC Reserve			46,680
		<b>Total OOE by Fund</b>			<b>134,210</b>
		<b>Total FTE and Expenditures</b>		<b>1.00</b>	<b>435,328</b>
<b>Total FTE and Expenditures by Fund</b>					
	D10154	RU NIAR-Engineering Tech Lab		1.00	388,648
	D11423	SRO Visual Technology SC Reserve		-	46,680
		<b>Total FTE and Expenditures by Fund</b>		<b>1.00</b>	<b>435,328</b>



**W.S.U ANNUAL BUDGET**  
**102198 - Aviation Infrastructure - NCAT**  
**For Fiscal Year 2022**

Account Code	Position Number	Name or Account Description	Months	2022 Adopted	
				Budget FTE	Amount
<b>USS SALARIES</b>					
<b>1000 USS Salaries-Permanent</b>					
<b>Total USS Salaries</b>				-	-
<b>Total USS Salaries by Fund</b>					
<b>Total USS Salaries by Fund</b>				-	-
<b>UNCLASSIFIED SALARIES</b>					
<b>1100 Unclassified Salaries-Permanent (Including 1105 - Stipend)</b>					
<b>Total Unclassified Salaries</b>				-	-
<b>Total Unclassified Salaries by Fund</b>					
<b>Total Unclassified Salaries by Fund</b>				-	-
<b>STUDENT ASSISTANTS AND BENEFITS</b>					
<b>Total Students and Fringe Benefits</b>				-	-
<b>Total Students and Fringe Benefits by Fund</b>					
<b>Total Students and Fringe Benefits</b>				-	-
<b>Total Salaries and Fringe Benefits</b>				-	-
<b>Total Salaries and Fringe Benefits by Fund</b>					
<b>Total Salaries and Fringe Benefits</b>				-	-
<b>OTHER OPERATING EXPENDITURES (OOE)</b>					
7C Contractual Services				5,095,500	
7H Capital Outlay				-	
<b>Total OOE</b>				<b>5,095,500</b>	
<b>Total OOE by Fund</b>					
A2102		GU SGF NCAT Aviation Infrastr FY21		-	
A2202		GU SGF NCAT Aviation Infrastr FY22		5,095,500	
<b>Total OOE by Fund</b>				<b>5,095,500</b>	
<b>Total FTE and Expenditures</b>				-	<b>5,095,500</b>
<b>Total FTE and Expenditures by Fund</b>					
A2102		GU SGF NCAT Aviation Infrastr FY21		-	-
A2202		GU SGF NCAT Aviation Infrastr FY22		-	5,095,500
<b>Total FTE and Expenditures by Fund</b>				-	<b>5,095,500</b>

**W.S.U ANNUAL BUDGET**  
**102200 - NIAR - CMH17 Training Program**  
**For Fiscal Year 2022**

Account Code	Position Number	Name or Account Description	Months	2022 Adopted	
				Budget FTE	Amount
<b>USS SALARIES</b>					
<b>1000 USS Salaries-Permanent</b>					
<b>Total USS Salaries</b>				-	-
<b>Total USS Salaries by Fund</b>					
<b>Total USS Salaries by Fund</b>				-	-
<b>UNCLASSIFIED SALARIES</b>					
<b>1100 Unclassified Salaries-Permanent (Including 1105 - Stipend)</b>					
1115		Unclassified Salaries-Add'l Comp			5,800
<b>Total Unclassified Salaries</b>				-	<b>5,800</b>
<b>Total Unclassified Salaries by Fund</b>					
D10659		RU NIAR-CMH17 Handbooks		-	5,800
<b>Total Unclassified Salaries by Fund</b>				-	<b>5,800</b>
<b>STUDENT ASSISTANTS AND BENEFITS</b>					
1760		State Leave Pymt Assessment			39
1830		Regents Retirement			494
1850		TIAA Disability			58
1911		Medicare			85
1912		OASDI			360
1970		Workers Compensation			18
1980		Unemployment Compensation			5
<b>Total Students and Fringe Benefits</b>				-	<b>1,059</b>
<b>Total Students and Fringe Benefits by Fund</b>					
D10659		RU NIAR-CMH17 Handbooks		-	1,059
<b>Total Students and Fringe Benefits</b>				-	<b>1,059</b>
<b>Total Salaries and Fringe Benefits</b>				-	<b>6,859</b>
<b>Total Salaries and Fringe Benefits by Fund</b>					
D10659		RU NIAR-CMH17 Handbooks		-	6,859
<b>Total Salaries and Fringe Benefits</b>				-	<b>6,859</b>
<b>OTHER OPERATING EXPENDITURES (OOE)</b>					
7C		Contractual Services			80,000
<b>Total OOE</b>				-	<b>80,000</b>
<b>Total OOE by Fund</b>					
D10381		RU NIAR-CMH17 Meetings		-	40,000
D10659		RU NIAR-CMH17 Handbooks		-	40,000
<b>Total OOE by Fund</b>				-	<b>80,000</b>
<b>Total FTE and Expenditures</b>				-	<b>86,859</b>
<b>Total FTE and Expenditures by Fund</b>					
D10381		RU NIAR-CMH17 Meetings		-	40,000
D10659		RU NIAR-CMH17 Handbooks		-	46,859
<b>Total FTE and Expenditures by Fund</b>				-	<b>86,859</b>

**W.S.U ANNUAL BUDGET**  
**102361 - Aviation Human Factors Lab**  
**For Fiscal Year 2022**

Account Code	Position Number	Name or Account Description	Months	2022 Adopted	
				Budget FTE	Amount
<b>USS SALARIES</b>					
<b>1000 USS Salaries-Permanent</b>					
<b>Total USS Salaries</b>				-	-
<b>Total USS Salaries by Fund</b>					
<b>Total USS Salaries by Fund</b>				-	-
<b>UNCLASSIFIED SALARIES</b>					
<b>1100 Unclassified Salaries-Permanent (Including 1105 - Stipend)</b>					
997525		Program Manager Vacant		1.00	53,821
<i>This position is fully funded from restricted use sources.</i>					
998974		Research Scientist Vacant		1.00	83,154
<i>\$66,523 of this position is funded from restricted use sources.</i>					
<b>Total Unclassified Salaries</b>				<b>2.00</b>	<b>136,975</b>
<b>Total Unclassified Salaries by Fund</b>					
A0003		GU State General Fund		0.20	16,631
D10681		RU Aviation Human Factors Lab		1.80	120,344
<b>Total Unclassified Salaries by Fund</b>				<b>2.00</b>	<b>136,975</b>
<b>STUDENT ASSISTANTS AND BENEFITS</b>					
1690		Shrinkage			(417)
1760		State Leave Pymt Assessment			906
1830		Regents Retirement			-
1850		TIAA Disability			1,372
1911		Medicare			1,988
1912		OASDI			8,494
1750		Dependent Health Insurance			-
1950		Single Group Health Insurance			-
1970		Workers Compensation			424
1980		Unemployment Compensation			112
<b>Total Students and Fringe Benefits</b>					<b>12,879</b>
<b>Total Students and Fringe Benefits by Fund</b>					
A0003		GU State General Fund			1,200
D10681		RU Aviation Human Factors Lab			11,679
<b>Total Students and Fringe Benefits</b>					<b>12,879</b>
<b>Total Salaries and Fringe Benefits</b>				<b>2.00</b>	<b>149,854</b>
<b>Total Salaries and Fringe Benefits by Fund</b>					
A0003		GU State General Fund		0.20	17,831
D10681		RU Aviation Human Factors Lab		1.80	132,023
<b>Total Salaries and Fringe Benefits</b>				<b>2.00</b>	<b>149,854</b>
<b>OTHER OPERATING EXPENDITURES (OOE)</b>					
<b>Total OOE</b>					-
<b>Total OOE by Fund</b>					

**W.S.U ANNUAL BUDGET**  
**102361 - Aviation Human Factors Lab**  
**For Fiscal Year 2022**

Account Code	Position Number	Name or Account Description	Months	2022 Adopted	
				Budget FTE	Amount
<b>Total OOE by Fund</b>					-
<b>Total FTE and Expenditures</b>				<b>2.00</b>	<b>149,854</b>
<b>Total FTE and Expenditures by Fund</b>					
A0003		GU State General Fund		0.20	17,831
D10681		RU Aviation Human Factors Lab		1.80	132,023
<b>Total FTE and Expenditures by Fund</b>				<b>2.00</b>	<b>149,854</b>

**W.S.U ANNUAL BUDGET  
102411 - Human Subjects/IRB  
For Fiscal Year 2022**

Account Code	Position Number	Name or Account Description	Months	2022 Adopted	
				Budget FTE	Amount
<b>USS SALARIES</b>					
<b>1000 USS Salaries-Permanent</b>					
<b>Total USS Salaries</b>				-	-
<b>Total USS Salaries by Fund</b>					
<b>Total USS Salaries by Fund</b>				-	-
<b>UNCLASSIFIED SALARIES</b>					
<b>1100 Unclassified Salaries-Permanent (Including 1105 - Stipend)</b>					
1110		Uncl-Salaries-Seasonal and Temp			2,000
1115		Unclassified Salaries-Add'l Comp			11,000
<b>Total Unclassified Salaries</b>				-	<b>13,000</b>
<b>Total Unclassified Salaries by Fund</b>					
D11491		SRO RTT Human Subjects IRB		-	13,000
<b>Total Unclassified Salaries by Fund</b>				-	<b>13,000</b>
<b>STUDENT ASSISTANTS AND BENEFITS</b>					
1760		State Leave Pymt Assessment			86
1830		Regents Retirement			936
1850		TIAA Disability			110
1911		Medicare			189
1912		OASDI			806
1970		Workers Compensation			41
1980		Unemployment Compensation			11
<b>Total Students and Fringe Benefits</b>				-	<b>2,179</b>
<b>Total Students and Fringe Benefits by Fund</b>					
D11491		SRO RTT Human Subjects IRB		-	2,179
<b>Total Students and Fringe Benefits</b>				-	<b>2,179</b>
<b>Total Salaries and Fringe Benefits</b>				-	<b>15,179</b>
<b>Total Salaries and Fringe Benefits by Fund</b>					
D11491		SRO RTT Human Subjects IRB		-	15,179
<b>Total Salaries and Fringe Benefits</b>				-	<b>15,179</b>
<b>OTHER OPERATING EXPENDITURES (OOE)</b>					
7C		Contractual Services			4,821
<b>Total OOE</b>				-	<b>4,821</b>
<b>Total OOE by Fund</b>					
D11491		SRO RTT Human Subjects IRB		-	4,821
<b>Total OOE by Fund</b>				-	<b>4,821</b>
<b>Total FTE and Expenditures</b>				-	<b>20,000</b>
<b>Total FTE and Expenditures by Fund</b>					
D11491		SRO RTT Human Subjects IRB		-	20,000
<b>Total FTE and Expenditures by Fund</b>				-	<b>20,000</b>

**W.S.U ANNUAL BUDGET**  
**101585 - Industry & Defense Compliance Office**  
**For Fiscal Year 2022**

Account Code	Position Number	Name or Account Description	Months	2022 Adopted	
				Budget FTE	Amount
<b>USS SALARIES</b>					
<b>1000 USS Salaries-Permanent</b>					
<b>Total USS Salaries</b>				-	-
<b>Total USS Salaries by Fund</b>					
<b>Total USS Salaries by Fund</b>				-	-
<b>UNCLASSIFIED SALARIES</b>					
<b>1100 Unclassified Salaries-Permanent (Including 1105 - Stipend)</b>					
997727		Director, Intellectual Property and Research Compliance Vacant		1.00	110,000
<i>This position is fully funded from restricted use sources.</i>					
<b>Total Unclassified Salaries</b>				<b>1.00</b>	<b>110,000</b>
<b>Total Unclassified Salaries by Fund</b>					
A2000		GU General Fees Fund		-	-
D11097		SRO Ind & Def Compliance Office		1.00	110,000
<b>Total Unclassified Salaries by Fund</b>				<b>1.00</b>	<b>110,000</b>
<b>STUDENT ASSISTANTS AND BENEFITS</b>					
1690		Shrinkage			-
1760		State Leave Pymt Assessment			726
1830		Regents Retirement			-
1850		TIAA Disability			1,100
1911		Medicare			1,595
1912		OASDI			6,820
1750		Dependent Health Insurance			-
1950		Single Group Health Insurance			-
1970		Workers Compensation			339
1980		Unemployment Compensation			88
<b>Total Students and Fringe Benefits</b>				<b>10,668</b>	
<b>Total Students and Fringe Benefits by Fund</b>					
A2000		GU General Fees Fund			-
D11097		SRO Ind & Def Compliance Office			10,668
<b>Total Students and Fringe Benefits</b>				<b>10,668</b>	
<b>Total Salaries and Fringe Benefits</b>				<b>1.00</b>	<b>120,668</b>
<b>Total Salaries and Fringe Benefits by Fund</b>					
A2000		GU General Fees Fund		-	-
D11097		SRO Ind & Def Compliance Office		1.00	120,668
<b>Total Salaries and Fringe Benefits</b>				<b>1.00</b>	<b>120,668</b>
<b>OTHER OPERATING EXPENDITURES (OOE)</b>					
7C		Contractual Services			60,000
<b>Total OOE</b>				<b>60,000</b>	
<b>Total OOE by Fund</b>					
D11097		SRO Ind & Def Compliance Office			60,000
<b>Total OOE by Fund</b>				<b>60,000</b>	
<b>Total FTE and Expenditures</b>				<b>1.00</b>	<b>180,668</b>

**W.S.U ANNUAL BUDGET**  
**101585 - Industry & Defense ComplianceOffice**  
**For Fiscal Year 2022**

Account Code	Position Number	Name or Account Description	Months	2022 Adopted	
				Budget FTE	Amount
<b>Total FTE and Expenditures by Fund</b>					
A2000		GU General Fees Fund		-	-
D11097		SRO Ind & Def Compliance Office		1.00	180,668
<b>Total FTE and Expenditures by Fund</b>				<b>1.00</b>	<b>180,668</b>

**W.S.U ANNUAL BUDGET**  
**102834 - Industry & Defense Administration**  
**For Fiscal Year 2022**

Account Code	Position Number	Name or Account Description	Months	2022 Adopted	
				Budget FTE	Amount
<b>USS SALARIES</b>					
<b>1000 USS Salaries-Permanent</b>					
<b>Total USS Salaries</b>				-	-
<b>Total USS Salaries by Fund</b>					
<b>Total USS Salaries by Fund</b>				-	-
<b>UNCLASSIFIED SALARIES</b>					
<b>1100 Unclassified Salaries-Permanent (Including 1105 - Stipend)</b>					
991412	HR Director	Holsteen, Marcie	12	1.00	115,000
<i>This position is fully funded from restricted use sources.</i>					
991751	NIAR Executive Business Administrator	Nordyke, Austin	12	1.00	50,000
<i>This position is fully funded from restricted use sources.</i>					
992999	IDP AVP Research Operations/NIAR Director Research and Developn	Harter, Pierre	12	1.00	175,000
<i>This position is fully funded from restricted use sources.</i>					
993282	HR Generalist	Irish, Mikayla	12	1.00	46,800
<i>This position is fully funded from restricted use sources.</i>					
993732	IDP AVP Business Finance and Operations	Loss, Caleb	12	1.00	160,000
<i>This position is fully funded from restricted use sources.</i>					
994404	IDP Director Research Office	Davis, Karen	12	1.00	130,000
<i>This position is fully funded from restricted use sources.</i>					
994473	NIAR Federal Contract and Compliance Manager	Holloway, Moniqueka	12	1.00	92,024
<i>This position is fully funded from restricted use sources.</i>					
995115	NIAR Contracts & Accounts Administrator	Mathias, Jamie	12	1.00	55,000
<i>This position is fully funded from restricted use sources.</i>					
995274	NIAR Federal Contract and Compliance Lead Manager	Calhoun, Monica	12	1.00	95,238
<i>This position is fully funded from restricted use sources.</i>					
995462	NIAR Contract and Accounts Administrator	Danford, Derek	12	1.00	57,000
<i>This position is fully funded from restricted use sources.</i>					
996605	IDP Research Grant Administrator				



**W.S.U ANNUAL BUDGET**  
**102834 - Industry & Defense Administration**  
**For Fiscal Year 2022**

Account Code	Position Number	Name or Account Description	Months	2022 Adopted	
				Budget FTE	Amount
		Smith, Amy <i>This position is fully funded from restricted use sources.</i>	12	1.00	55,910
	996926	IDP Research Grant Administrator, Senior Hunt, Sarah <i>This position is fully funded from restricted use sources.</i>	12	1.00	63,690
	997581	Deputy General Counsel Jacob-Warren, Misha <i>This position is fully funded from restricted use sources.</i>	12	0.20	35,000
	997637	Contract/Grant Manager and FAA Project Manager Sorensen-Haggard, Lisa <i>This position is fully funded from restricted use sources.</i>	12	1.00	113,000
	997711	Senior Vice President for Industry and Defense Programs and Executive Director of NIAR Tomblin, John <i>This position is fully funded from restricted use sources.</i>	12	0.50	238,703
	997732	General Counsel Boden, Stacia <i>This position is fully funded from restricted use sources.</i>	12	0.18	38,846
	998278	Director of Financial Services Special Projects Tatro, Lois <i>This position is fully funded from restricted use sources.</i>	12	0.60	130,000
	998561	IDP Contract and Grant Specialist, Senior Melgren, David <i>This position is fully funded from restricted use sources.</i>	12	1.00	75,000
	999097	Business Technology Analyst Senior Nguyen, Annie <i>This position is fully funded from restricted use sources.</i>	12	0.50	40,000
<b>Total Unclassified Salaries</b>				<b>15.98</b>	<b>1,766,211</b>
<b>Total Unclassified Salaries by Fund</b>					
	D11682	SRO Industry & Def IDC Admin Exp		15.98	1,766,211
<b>Total Unclassified Salaries by Fund</b>				<b>15.98</b>	<b>1,766,211</b>

**STUDENT ASSISTANTS AND BENEFITS**

1760	State Leave Pymt Assessment	11,662
1810	KPERS Retirement	8,974
1830	Regents Retirement	144,722
1850	TIAA Disability	17,666
1911	Medicare	25,130
1912	OASDI	93,803
1750	Dependent Health Insurance	32,234
1950	Single Group Health Insurance	107,368
1970	Workers Compensation	5,450
1980	Unemployment Compensation	1,392

**W.S.U ANNUAL BUDGET**  
**102834 - Industry & Defense Administration**  
**For Fiscal Year 2022**

Account Code	Position Number	Name or Account Description	Months	2022 Adopted	
				Budget FTE	Amount
<b>Total Students and Fringe Benefits</b>					<b>448,401</b>
<b>Total Students and Fringe Benefits by Fund</b>					
	D11682	SRO Industry & Def IDC Admin Exp			448,401
<b>Total Students and Fringe Benefits</b>					<b>448,401</b>
<b>Total Salaries and Fringe Benefits</b>				<b>15.98</b>	<b>2,214,612</b>
<b>Total Salaries and Fringe Benefits by Fund</b>					
	D11682	SRO Industry & Def IDC Admin Exp		15.98	2,214,612
<b>Total Salaries and Fringe Benefits</b>				<b>15.98</b>	<b>2,214,612</b>
<b>OTHER OPERATING EXPENDITURES (OOE)</b>					
	7C	Contractual Services			70,000
	7F	Commodities			10,000
	7H	Capital Outlay			20,000
<b>Total OOE</b>					<b>100,000</b>
<b>Total OOE by Fund</b>					
	D11682	SRO Industry & Def IDC Admin Exp			100,000
<b>Total OOE by Fund</b>					<b>100,000</b>
<b>Total FTE and Expenditures</b>				<b>15.98</b>	<b>2,314,612</b>
<b>Total FTE and Expenditures by Fund</b>					
	D11682	SRO Industry & Def IDC Admin Exp		15.98	2,314,612
<b>Total FTE and Expenditures by Fund</b>				<b>15.98</b>	<b>2,314,612</b>

**W.S.U ANNUAL BUDGET**  
**102835 - Industry & Defense IDC Recovery**  
**For Fiscal Year 2022**

Account Code	Position Number	Name or Account Description	Months	2022 Adopted	
				Budget FTE	Amount
<b>USS SALARIES</b>					
<b>1000 USS Salaries-Permanent</b>					
<b>Total USS Salaries</b>				-	-
<b>Total USS Salaries by Fund</b>					
<b>Total USS Salaries by Fund</b>				-	-
<b>UNCLASSIFIED SALARIES</b>					
<b>1100 Unclassified Salaries-Permanent (Including 1105 - Stipend)</b>					
995338		Director of WSU Hub for Cybersecurity Education and Awareness Jabara, Joseph	12	0.50	37,500
<i>This position is fully funded from restricted use sources.</i>					
996737		Associate Vice President for Industry Engagement and Applied Learning Witherspoon, Tonya	12	1.00	152,250
<i>This position is fully funded from restricted use sources.</i>					
<b>Total Unclassified Salaries</b>				<b>1.50</b>	<b>189,750</b>
<b>Total Unclassified Salaries by Fund</b>					
D11681		SRO Industry & Def IDC Funded Prgms		1.50	189,750
<b>Total Unclassified Salaries by Fund</b>				<b>1.50</b>	<b>189,750</b>
<b>STUDENT ASSISTANTS AND BENEFITS</b>					
1760		State Leave Pymt Assessment			1,253
1830		Regents Retirement			16,130
1850		TIAA Disability			1,898
1911		Medicare			2,650
1912		OASDI			11,063
1750		Dependent Health Insurance			5,558
1950		Single Group Health Insurance			11,756
1970		Workers Compensation			585
1980		Unemployment Compensation			147
<b>Total Students and Fringe Benefits</b>					<b>51,040</b>
<b>Total Students and Fringe Benefits by Fund</b>					
D11681		SRO Industry & Def IDC Funded Prgms			51,040
<b>Total Students and Fringe Benefits</b>					<b>51,040</b>
<b>Total Salaries and Fringe Benefits</b>				<b>1.50</b>	<b>240,790</b>
<b>Total Salaries and Fringe Benefits by Fund</b>					
D11681		SRO Industry & Def IDC Funded Prgms		1.50	240,790
<b>Total Salaries and Fringe Benefits</b>				<b>1.50</b>	<b>240,790</b>
<b>OTHER OPERATING EXPENDITURES (OOE)</b>					
<b>Total OOE</b>					-
<b>Total OOE by Fund</b>					
<b>Total OOE by Fund</b>					-

**W.S.U ANNUAL BUDGET**  
**102835 - Industry & Defense IDC Recovery**  
**For Fiscal Year 2022**

Account Code	Position Number	Name or Account Description	Months	2022 Adopted	
				Budget FTE	Amount
<b>Total FTE and Expenditures</b>				<b>1.50</b>	<b>240,790</b>
<b>Total FTE and Expenditures by Fund</b>					
	D11681	SRO Industry & Def IDC Funded Prgms		1.50	240,790
<b>Total FTE and Expenditures by Fund</b>				<b>1.50</b>	<b>240,790</b>

**W.S.U ANNUAL BUDGET**  
**102837 - Industry & Defense Communications**  
**For Fiscal Year 2022**

Account Code	Position Number	Name or Account Description	Months	2022 Adopted	
				Budget FTE	Amount
<b>USS SALARIES</b>					
<b>1000 USS Salaries-Permanent</b>					
<b>Total USS Salaries</b>				-	-
<b>Total USS Salaries by Fund</b>					
<b>Total USS Salaries by Fund</b>				-	-
<b>UNCLASSIFIED SALARIES</b>					
<b>1100 Unclassified Salaries-Permanent (Including 1105 - Stipend)</b>					
997124		Director of Communications and Special Programs Friess, Tracee	12	1.00	152,113
<i>This position is fully funded from restricted use sources.</i>					
997135		Coordinator, Research Communication and Special Programs Sharkey, Katie	12	1.00	58,000
<i>This position is fully funded from restricted use sources.</i>					
<b>Total Unclassified Salaries</b>				<b>2.00</b>	<b>210,113</b>
<b>Total Unclassified Salaries by Fund</b>					
D11685		SRO Industry & Def Comm/Mrktg Offic		2.00	210,113
<b>Total Unclassified Salaries by Fund</b>				<b>2.00</b>	<b>210,113</b>
<b>STUDENT ASSISTANTS AND BENEFITS</b>					
1200		Student Salaries-Regular			6,720
1760		State Leave Pymt Assessment			1,432
1830		Regents Retirement			17,860
1850		TIAA Disability			2,102
1911		Medicare			2,978
1912		OASDI			12,341
1750		Dependent Health Insurance			7,410
1950		Single Group Health Insurance			15,674
1970		Workers Compensation			669
1980		Unemployment Compensation			171
<b>Total Students and Fringe Benefits</b>					<b>67,357</b>
<b>Total Students and Fringe Benefits by Fund</b>					
D11685		SRO Industry & Def Comm/Mrktg Offic			67,357
<b>Total Students and Fringe Benefits</b>					<b>67,357</b>
<b>Total Salaries and Fringe Benefits</b>				<b>2.00</b>	<b>277,470</b>
<b>Total Salaries and Fringe Benefits by Fund</b>					
D11685		SRO Industry & Def Comm/Mrktg Offic		2.00	277,470
<b>Total Salaries and Fringe Benefits</b>				<b>2.00</b>	<b>277,470</b>
<b>OTHER OPERATING EXPENDITURES (OOE)</b>					
7C		Contractual Services			43,210
7F		Commodities			14,760
7H		Capital Outlay			2,500
<b>Total OOE</b>					<b>60,470</b>
<b>Total OOE by Fund</b>					
D11685		SRO Industry & Def Comm/Mrktg Offic			60,470

**W.S.U ANNUAL BUDGET**  
**102837 - Industry & Defense Communications**  
**For Fiscal Year 2022**

Account Code	Position Number	Name or Account Description	Months	2022 Adopted	
				Budget FTE	Amount
<b>Total OOE by Fund</b>					<b>60,470</b>
<b>Total FTE and Expenditures</b>				<b>2.00</b>	<b>337,940</b>
<b>Total FTE and Expenditures by Fund</b>					
	D11685	SRO Industry & Def Comm/Mrktg Offic		2.00	337,940
<b>Total FTE and Expenditures by Fund</b>				<b>2.00</b>	<b>337,940</b>

**W.S.U ANNUAL BUDGET  
103065 - Strategic Initiatives  
For Fiscal Year 2022**

Account Code	Position Number	Name or Account Description	Months	2022 Adopted	
				Budget FTE	Amount
<b>USS SALARIES</b>					
<b>1000 USS Salaries-Permanent</b>					
<b>Total USS Salaries</b>				-	-
<b>Total USS Salaries by Fund</b>					
<b>Total USS Salaries by Fund</b>				-	-
<b>UNCLASSIFIED SALARIES</b>					
<b>1100 Unclassified Salaries-Permanent (Including 1105 - Stipend)</b>					
997446		Partner Relations Gegen, Madison	12	1.00	39,520
<i>This position is fully funded from restricted use sources.</i>					
997954		Strategic Initiatives Program Director Whitson, Sherry	12	1.00	91,552
<i>This position is fully funded from restricted use sources.</i>					
998665		Executive Assistant Myrtle, Angela	12	1.00	52,000
<i>This position is fully funded from restricted use sources.</i>					
999018		Associate Vice President for Strategic Initiative Franklin, Debra	12	1.00	103,752
<i>This position is fully funded from restricted use sources.</i>					
<b>Total Unclassified Salaries</b>				<b>4.00</b>	<b>286,824</b>
<b>Total Unclassified Salaries by Fund</b>					
D11521		SRO Center for Strategic Initiative		4.00	286,824
<b>Total Unclassified Salaries by Fund</b>				<b>4.00</b>	<b>286,824</b>
<b>STUDENT ASSISTANTS AND BENEFITS</b>					
1760		State Leave Pymt Assessment			1,895
1830		Regents Retirement			24,381
1850		TIAA Disability			2,870
1911		Medicare			4,047
1912		OASDI			17,292
1750		Dependent Health Insurance			7,410
1950		Single Group Health Insurance			23,511
1970		Workers Compensation			885
1980		Unemployment Compensation			225
<b>Total Students and Fringe Benefits</b>					<b>82,516</b>
<b>Total Students and Fringe Benefits by Fund</b>					
D11521		SRO Center for Strategic Initiative			82,516
<b>Total Students and Fringe Benefits</b>					<b>82,516</b>
<b>Total Salaries and Fringe Benefits</b>				<b>4.00</b>	<b>369,340</b>
<b>Total Salaries and Fringe Benefits by Fund</b>					
D11521		SRO Center for Strategic Initiative		4.00	369,340
<b>Total Salaries and Fringe Benefits</b>				<b>4.00</b>	<b>369,340</b>

**W.S.U ANNUAL BUDGET**  
**103065 - Strategic Initiatives**  
**For Fiscal Year 2022**

Account Code	Position Number	Name or Account Description	Months	2022 Adopted	
				Budget FTE	Amount
<b>OTHER OPERATING EXPENDITURES (OOE)</b>					
	7C	Contractual Services			2,000
	7F	Commodities			2,500
	7Z	Transfers Out			20,000
		<b>Total OOE</b>			<b>24,500</b>
<b>Total OOE by Fund</b>					
	D11382	RU Center for Strategic Initiatives			20,000
	D11521	SRO Center for Strategic Initiative			4,500
		<b>Total OOE by Fund</b>			<b>24,500</b>
		<b>Total FTE and Expenditures</b>		<b>4.00</b>	<b>393,840</b>
<b>Total FTE and Expenditures by Fund</b>					
	D11382	RU Center for Strategic Initiatives		-	20,000
	D11521	SRO Center for Strategic Initiative		4.00	373,840
		<b>Total FTE and Expenditures by Fund</b>		<b>4.00</b>	<b>393,840</b>



**W.S.U ANNUAL BUDGET  
102368 - Innovation Campus  
For Fiscal Year 2022**

Account Code	Position Number	Name or Account Description	Months	2022 Adopted	
				Budget FTE	Amount
<b>USS SALARIES</b>					
<b>1000 USS Salaries-Permanent</b>					
<b>Total USS Salaries</b>				-	-
<b>Total USS Salaries by Fund</b>					
<b>Total USS Salaries by Fund</b>				-	-
<b>UNCLASSIFIED SALARIES</b>					
<b>1100 Unclassified Salaries-Permanent (Including 1105 - Stipend)</b>					
<b>Total Unclassified Salaries</b>				-	-
<b>Total Unclassified Salaries by Fund</b>					
<b>Total Unclassified Salaries by Fund</b>				-	-
<b>STUDENT ASSISTANTS AND BENEFITS</b>					
<b>Total Students and Fringe Benefits</b>				-	-
<b>Total Students and Fringe Benefits by Fund</b>					
<b>Total Students and Fringe Benefits</b>				-	-
<b>Total Salaries and Fringe Benefits</b>				-	-
<b>Total Salaries and Fringe Benefits by Fund</b>					
<b>Total Salaries and Fringe Benefits</b>				-	-
<b>OTHER OPERATING EXPENDITURES (OOE)</b>					
7C Contractual Services				1,959,700	
<b>Total OOE</b>				<b>1,959,700</b>	
<b>Total OOE by Fund</b>					
A2101		GU SGF Innovation Campus FY21		-	
A2201		GU SGF Innovation Campus FY22		1,959,700	
<b>Total OOE by Fund</b>				<b>1,959,700</b>	
<b>Total FTE and Expenditures</b>				-	<b>1,959,700</b>
<b>Total FTE and Expenditures by Fund</b>					
A2101		GU SGF Innovation Campus FY21		-	-
A2201		GU SGF Innovation Campus FY22		-	1,959,700
<b>Total FTE and Expenditures by Fund</b>				-	<b>1,959,700</b>

**W.S.U ANNUAL BUDGET**  
**102385 - Ennovar-Solution Ref Arch Services**  
**For Fiscal Year 2022**

Account Code	Position Number	Name or Account Description	Months	2022 Adopted	
				Budget FTE	Amount
<b>USS SALARIES</b>					
<b>1000 USS Salaries-Permanent</b>					
<b>Total USS Salaries</b>				-	-
<b>Total USS Salaries by Fund</b>					
<b>Total USS Salaries by Fund</b>				-	-
<b>UNCLASSIFIED SALARIES</b>					
<b>1100 Unclassified Salaries-Permanent (Including 1105 - Stipend)</b>					
994828		Level 2 Service Desk Analyst Vacant <i>This position is fully funded from restricted use sources.</i>		1.00	45,675
994845		Level 2 Service Desk Analyst Schild, Jesse <i>This position is fully funded from restricted use sources.</i>	12	1.00	59,000
998688		Research Technology Director Forney, Matthew <i>This position is fully funded from restricted use sources.</i>	12	1.00	130,047
998715		Level 2 Service Desk Analyst Wilson, Stephen <i>This position is fully funded from restricted use sources.</i>	12	1.00	54,810
998723		Level 2 Service Desk Analyst Torline, Nicholas <i>This position is fully funded from restricted use sources.</i>	12	1.00	50,750
998763		Hardware Engineer Vacant <i>This position is fully funded from restricted use sources.</i>		1.00	42,032
998765		Operations Manager Rose, Thomas <i>This position is fully funded from restricted use sources.</i>	12	1.00	97,680
998791		Hardware Engineer Vacant <i>This position is fully funded from restricted use sources.</i>		1.00	41,410
999168		Service Desk Analyst Level 2 Bishop, Terry <i>This position is fully funded from restricted use sources.</i>	12	1.00	50,000
1110		Uncl-Salaries-Seasonal and Temp			200,000
1115		Unclassified Salaries-Add'l Comp			30,000
1130		Grad Assistants-Research			5,000
<b>Total Unclassified Salaries</b>				<b>9.00</b>	<b>806,404</b>
<b>Total Unclassified Salaries by Fund</b>					

**W.S.U ANNUAL BUDGET**  
**102385 - Ennovar-Solution Ref Arch Services**  
**For Fiscal Year 2022**

Account Code	Position Number	Name or Account Description	Months	2022 Adopted	
				Budget FTE	Amount
	D19300	RU ENNOVAR SRA Overhead		9.00	806,404
<b>Total Unclassified Salaries by Fund</b>				<b>9.00</b>	<b>806,404</b>
<b>STUDENT ASSISTANTS AND BENEFITS</b>					
	1200	Student Salaries-Regular			600,100
	1760	State Leave Pymt Assessment			9,287
	1830	Regents Retirement			40,145
	1850	TIAA Disability			6,018
	1911	Medicare			11,440
	1912	OASDI			48,899
	1750	Dependent Health Insurance			7,410
	1950	Single Group Health Insurance			47,022
	1970	Workers Compensation			4,336
	1980	Unemployment Compensation			1,121
<b>Total Students and Fringe Benefits</b>					<b>775,778</b>
<b>Total Students and Fringe Benefits by Fund</b>					
	D19300	RU ENNOVAR SRA Overhead			775,778
<b>Total Students and Fringe Benefits</b>					<b>775,778</b>
<b>Total Salaries and Fringe Benefits</b>				<b>9.00</b>	<b>1,582,182</b>
<b>Total Salaries and Fringe Benefits by Fund</b>					
	D19300	RU ENNOVAR SRA Overhead		9.00	1,582,182
<b>Total Salaries and Fringe Benefits</b>				<b>9.00</b>	<b>1,582,182</b>
<b>OTHER OPERATING EXPENDITURES (OOE)</b>					
	7C	Contractual Services			60,300
	7F	Commodities			10,500
	7H	Capital Outlay			11,500
	7X	Indirect Costs			311,500
	7Z	Transfers Out			516,586
<b>Total OOE</b>					<b>910,386</b>
<b>Total OOE by Fund</b>					
	D19300	RU ENNOVAR SRA Overhead			425,486
	D11554	SRO Ennovar Reserve			484,900
<b>Total OOE by Fund</b>					<b>910,386</b>
<b>Total FTE and Expenditures</b>				<b>9.00</b>	<b>2,492,568</b>
<b>Total FTE and Expenditures by Fund</b>					
	D19300	RU ENNOVAR SRA Overhead		9.00	2,007,668
	D11554	SRO Ennovar Reserve		-	484,900
<b>Total FTE and Expenditures by Fund</b>				<b>9.00</b>	<b>2,492,568</b>

**W.S.U ANNUAL BUDGET**  
**102380 - GoCreate Maker Space**  
**For Fiscal Year 2022**

Account Code	Position Number	Name or Account Description	Months	2022 Adopted	
				Budget FTE	Amount
<b>USS SALARIES</b>					
<b>1000 USS Salaries-Permanent</b>					
<b>Total USS Salaries</b>				-	-
<b>Total USS Salaries by Fund</b>					
<b>Total USS Salaries by Fund</b>				-	-
<b>UNCLASSIFIED SALARIES</b>					
<b>1100 Unclassified Salaries-Permanent (Including 1105 - Stipend)</b>					
997430		Assistant Director GoCreate McCollum, Kimberly <i>This position is fully funded from restricted use sources.</i>	12	1.00	68,665
998590		GoCreate Facility Manager Wiseman, Kenneth <i>This position is fully funded from restricted use sources.</i>	12	1.00	68,665
998603		GoCreate Maintenance Supervisor Herold, Edward <i>This position is fully funded from restricted use sources.</i>	12	1.00	44,863
998618		Facilities Operations Coordinator Bailey, Dalton <i>This position is fully funded from restricted use sources.</i>	12	1.00	35,568
998771		GoCreate Director Masterson, Ty <i>This position is fully funded from restricted use sources.</i>	12	1.00	150,277
999262		Facilities Operations Coordinator Gegen, Tanner <i>This position is fully funded from restricted use sources.</i>	12	1.00	35,568
<b>Total Unclassified Salaries</b>				<b>6.00</b>	<b>403,606</b>
<b>Total Unclassified Salaries by Fund</b>					
D11189	RU	GoCreate Maker Space		6.00	403,606
<b>Total Unclassified Salaries by Fund</b>				<b>6.00</b>	<b>403,606</b>
<b>STUDENT ASSISTANTS AND BENEFITS</b>					
1200		Student Salaries-Regular			80,000
1760		State Leave Pymt Assessment			3,195
1830		Regents Retirement			34,310
1850		TIAA Disability			4,038
1911		Medicare			5,682
1912		OASDI			23,820
1750		Dependent Health Insurance			11,115
1752		Healthy Kids Health Insurance			698
1950		Single Group Health Insurance			23,511
1970		Workers Compensation			1,493

**W.S.U ANNUAL BUDGET**  
**102380 - GoCreate Maker Space**  
**For Fiscal Year 2022**

Account Code	Position Number	Name or Account Description	Months	2022 Adopted	
				Budget FTE	Amount
1980		Unemployment Compensation			380
<b>Total Students and Fringe Benefits</b>					<b>188,242</b>
<b>Total Students and Fringe Benefits by Fund</b>					
D11189	RU	GoCreate Maker Space			188,242
<b>Total Students and Fringe Benefits</b>					<b>188,242</b>
<b>Total Salaries and Fringe Benefits</b>				<b>6.00</b>	<b>591,848</b>
<b>Total Salaries and Fringe Benefits by Fund</b>					
D11189	RU	GoCreate Maker Space		6.00	591,848
<b>Total Salaries and Fringe Benefits</b>				<b>6.00</b>	<b>591,848</b>
<b>OTHER OPERATING EXPENDITURES (OOE)</b>					
7C		Contractual Services			100,200
7F		Commodities			104,100
7H		Capital Outlay			21,025
7V		Miscellaneous Non Expense			2,000
<b>Total OOE</b>					<b>227,325</b>
<b>Total OOE by Fund</b>					
D11189	RU	GoCreate Maker Space			95,125
D11501	RU	GoCreate Wood Studio			9,200
D11502	RU	GoCreate Metal Studio			50,000
D11503	RU	GoCreate Textile Studio			27,400
D11504	RU	GoCreate Tool Crib			2,200
D11505	RU	GoCreate Paint Studio			300
D11506	RU	GoCreate Design Studio			43,100
<b>Total OOE by Fund</b>					<b>227,325</b>
<b>Total FTE and Expenditures</b>				<b>6.00</b>	<b>819,173</b>
<b>Total FTE and Expenditures by Fund</b>					
D11189	RU	GoCreate Maker Space		6.00	686,973
D11501	RU	GoCreate Wood Studio		-	9,200
D11502	RU	GoCreate Metal Studio		-	50,000
D11503	RU	GoCreate Textile Studio		-	27,400
D11504	RU	GoCreate Tool Crib		-	2,200
D11505	RU	GoCreate Paint Studio		-	300
D11506	RU	GoCreate Design Studio		-	43,100
<b>Total FTE and Expenditures by Fund</b>				<b>6.00</b>	<b>819,173</b>

**W.S.U ANNUAL BUDGET**  
**102421 - Industry Community Development**  
**For Fiscal Year 2022**

Account Code	Position Number	Name or Account Description	Months	2022 Adopted	
				Budget FTE	Amount
<b>USS SALARIES</b>					
<b>1000 USS Salaries-Permanent</b>					
<b>Total USS Salaries</b>				-	-
<b>Total USS Salaries by Fund</b>					
<b>Total USS Salaries by Fund</b>				-	-
<b>UNCLASSIFIED SALARIES</b>					
<b>1100 Unclassified Salaries-Permanent (Including 1105 - Stipend)</b>					
1110		Uncl-Salaries-Seasonal and Temp			43,145
1130		Grad Assistants-Research			323,000
<b>Total Unclassified Salaries</b>				-	<b>366,145</b>
<b>Total Unclassified Salaries by Fund</b>					
D11511		RU Contract Applied Learning		-	366,145
<b>Total Unclassified Salaries by Fund</b>				-	<b>366,145</b>
<b>STUDENT ASSISTANTS AND BENEFITS</b>					
1200		Student Salaries-Regular			1,000,000
1760		State Leave Pymt Assessment			9,017
1911		Medicare			626
1912		OASDI			2,675
1970		Workers Compensation			4,208
1980		Unemployment Compensation			1,093
<b>Total Students and Fringe Benefits</b>				-	<b>1,017,619</b>
<b>Total Students and Fringe Benefits by Fund</b>					
D11511		RU Contract Applied Learning		-	1,017,619
<b>Total Students and Fringe Benefits</b>				-	<b>1,017,619</b>
<b>Total Salaries and Fringe Benefits</b>				-	<b>1,383,764</b>
<b>Total Salaries and Fringe Benefits by Fund</b>					
D11511		RU Contract Applied Learning		-	1,383,764
<b>Total Salaries and Fringe Benefits</b>				-	<b>1,383,764</b>
<b>OTHER OPERATING EXPENDITURES (OOE)</b>					
7C		Contractual Services			265,489
7F		Commodities			97,747
7X		Indirect Costs			40,000
<b>Total OOE</b>				-	<b>403,236</b>
<b>Total OOE by Fund</b>					
D11511		RU Contract Applied Learning		-	403,236
<b>Total OOE by Fund</b>				-	<b>403,236</b>
<b>Total FTE and Expenditures</b>				-	<b>1,787,000</b>
<b>Total FTE and Expenditures by Fund</b>					
D11511		RU Contract Applied Learning		-	1,787,000
<b>Total FTE and Expenditures by Fund</b>				-	<b>1,787,000</b>

**W.S.U ANNUAL BUDGET**  
**102418 - Office of Applied & Exp Learning**  
**For Fiscal Year 2022**

Account Code	Position Number	Name or Account Description	Months	2022 Adopted	
				Budget FTE	Amount
<b>USS SALARIES</b>					
<b>1000 USS Salaries-Permanent</b>					
<b>Total USS Salaries</b>				-	-
<b>Total USS Salaries by Fund</b>					
<b>Total USS Salaries by Fund</b>				-	-
<b>UNCLASSIFIED SALARIES</b>					
<b>1100 Unclassified Salaries-Permanent (Including 1105 - Stipend)</b>					
993012		Employment & Student Development Coordinator Minor, Lance	12	1.00	50,000
993021		Director - Applied and Experiential Learning Austin, Brian	12	1.00	65,000
		<i>\$12,818 of this position is funded from restricted use sources.</i>			
997587		Assistant Director, Applied Learning & Professional Development Bengtson, Mark	12	1.00	55,000
998370		Employment & Student Development Coordinator Vacant		1.00	3,146
998701		Employer Relations Employment Manager Nold, Megan	12	1.00	36,254
1140		Grad Assistants-Other			40,000
<b>Total Unclassified Salaries</b>				<b>5.00</b>	<b>249,400</b>
<b>Total Unclassified Salaries by Fund</b>					
A0003		GU State General Fund		2.00	79,400
A2000		GU General Fees Fund		2.80	157,182
R40041		Federal Work Study Program		0.20	12,818
<b>Total Unclassified Salaries by Fund</b>				<b>5.00</b>	<b>249,400</b>
<b>STUDENT ASSISTANTS AND BENEFITS</b>					
1200		Student Salaries-Regular			5,000
1690		Shrinkage			(6,854)
1760		State Leave Pymt Assessment			1,681
1830		Regents Retirement			17,533
1850		TIAA Disability			2,096
1911		Medicare			2,921
1912		OASDI			12,483
1750		Dependent Health Insurance			7,411
1950		Single Group Health Insurance			23,512
1970		Workers Compensation			788
1980		Unemployment Compensation			200
<b>Total Students and Fringe Benefits</b>					<b>66,771</b>
<b>Total Students and Fringe Benefits by Fund</b>					
A0003		GU State General Fund			12,927
A2000		GU General Fees Fund			44,199
D11524		RU Office of Applied & Exp Learning			5,053

**W.S.U ANNUAL BUDGET**  
**102418 - Office of Applied & Exp Learning**  
**For Fiscal Year 2022**

Account Code	Position Number	Name or Account Description	Months	2022 Adopted	
				Budget FTE	Amount
	R40041	Federal Work Study Program			4,592
		<b>Total Students and Fringe Benefits</b>			<b>66,771</b>
		<b>Total Salaries and Fringe Benefits</b>		<b>5.00</b>	<b>316,171</b>
<b>Total Salaries and Fringe Benefits by Fund</b>					
A0003		GU State General Fund		2.00	92,327
A2000		GU General Fees Fund		2.80	201,381
D11524		RU Office of Applied & Exp Learning		-	5,053
R40041		Federal Work Study Program		0.20	17,410
		<b>Total Salaries and Fringe Benefits</b>		<b>5.00</b>	<b>316,171</b>
<b>OTHER OPERATING EXPENDITURES (OOE)</b>					
	7C	Contractual Services			14,947
		<b>Total OOE</b>			<b>14,947</b>
<b>Total OOE by Fund</b>					
A2000		GU General Fees Fund			-
D11524		RU Office of Applied & Exp Learning			14,947
		<b>Total OOE by Fund</b>			<b>14,947</b>
		<b>Total FTE and Expenditures</b>		<b>5.00</b>	<b>331,118</b>
<b>Total FTE and Expenditures by Fund</b>					
A0003		GU State General Fund		2.00	92,327
A2000		GU General Fees Fund		2.80	201,381
D11524		RU Office of Applied & Exp Learning		-	20,000
R40041		Federal Work Study Program		0.20	17,410
		<b>Total FTE and Expenditures by Fund</b>		<b>5.00</b>	<b>331,118</b>



**W.S.U ANNUAL BUDGET**  
**103003 - Community Engagement Institute**  
**For Fiscal Year 2022**

Account Code	Position Number	Name or Account Description	Months	2022 Adopted	
				Budget FTE	Amount
<b>USS SALARIES</b>					
<b>1000 USS Salaries-Permanent</b>					
<b>Total USS Salaries</b>				-	-
<b>Total USS Salaries by Fund</b>					
<b>Total USS Salaries by Fund</b>				-	-
<b>UNCLASSIFIED SALARIES</b>					
<b>1100 Unclassified Salaries-Permanent (Including 1105 - Stipend)</b>					
991079		KanCare Ombudsman Volunteer Project Specialist Myers, Aurora <i>This position is fully funded from restricted use sources.</i>	12	1.00	42,000
991126		Public Health Project Manager Vacant <i>This position is fully funded from restricted use sources.</i>		1.00	48,500
991215		Organization and Collaboration Assistant Que, Rexy <i>This position is fully funded from restricted use sources.</i>	12	1.00	37,440
991459		Public Health Project Manager Green, Daniel <i>This position is fully funded from restricted use sources.</i>	12	1.00	51,000
991955		Administrative Assistant Burriss, Yvonne <i>This position is fully funded from restricted use sources.</i>	12	1.00	33,550
992032		CEI Communications Manager Vacant <i>This position is fully funded from restricted use sources.</i>		1.00	65,000
993008		Validation Reviewer Rogers, Cy <i>This position is fully funded from restricted use sources.</i>	12	1.00	38,896
		Gilliland, Jaime <i>This position is fully funded from restricted use sources.</i>	12	1.00	50,400
993013		AmeriCorps Project Assistant Wenger, Elizabeth <i>This position is fully funded from restricted use sources.</i>	12	1.00	31,200
993015		Prevention Initiatives Youth Specialist Hernandez, Gabriela <i>This position is fully funded from restricted use sources.</i>	12	1.00	40,425
993020		Design Specialist Vacant		1.00	45,011

**W.S.U ANNUAL BUDGET**  
**103003 - Community Engagement Institute**  
**For Fiscal Year 2022**

Account Code	Position Number	Name or Account Description	Months	2022 Adopted	
				Budget FTE	Amount
		<i>This position is fully funded from restricted use sources.</i>			
993024		Organizational Development Assistant Jones, Lisa	12	1.00	37,440
		<i>This position is fully funded from restricted use sources.</i>			
993026		KanCare Ombudsman Volunteer Project Specialist Walker, Ellen	12	1.00	44,000
		<i>This position is fully funded from restricted use sources.</i>			
993262		Multimedia Coordinator Issa, Hannah	12	1.00	40,019
		<i>This position is fully funded from restricted use sources.</i>			
993265		Public Health Project Manager Payne, Tina	12	1.00	53,000
		<i>This position is fully funded from restricted use sources.</i>			
993299		Public Health Project Manager Mayes, Paigton	12	1.00	49,000
		<i>This position is fully funded from restricted use sources.</i>			
993337		Design Specialist Serrano, Fidel	12	1.00	45,011
		<i>This position is fully funded from restricted use sources.</i>			
993531		Community & Organizational Specialist Petroucheva, Ludmila	12	1.00	47,008
		<i>This position is fully funded from restricted use sources.</i>			
993544		Prevention and Promotion Specialist Houston, Patricia	12	1.00	58,616
		<i>This position is fully funded from restricted use sources.</i>			
993574		Creative Content Specialist Edwards, Michelle	12	1.00	42,630
		<i>This position is fully funded from restricted use sources.</i>			
994035		Organization and Collaboration Specialist May, Zane	12	1.00	43,890
		<i>This position is fully funded from restricted use sources.</i>			
994109		Organization and Collaboration Specialist Barrera, Daniel	12	1.00	46,200
		<i>This position is fully funded from restricted use sources.</i>			
994149		Project Manager Vacant		1.00	53,795
		<i>This position is fully funded from restricted use sources.</i>			
994168		Public Health Project Manager Wilson, JaNeshia	12	1.00	55,000
		<i>This position is fully funded from restricted use sources.</i>			

**W.S.U ANNUAL BUDGET**  
**103003 - Community Engagement Institute**  
**For Fiscal Year 2022**

Account Code	Position Number	Name or Account Description	Months	2022 Adopted	
				Budget FTE	Amount
994504		Prevention Initiatives Specialist Stang, Janell <i>This position is fully funded from restricted use sources.</i>	12	1.00	49,774
994526		Public Health Project Manager Ast, Danielle <i>This position is fully funded from restricted use sources.</i>	12	1.00	54,648
994539		Project Specialist Helmer, Kristina <i>This position is fully funded from restricted use sources.</i>	12	0.75	38,750
994564		Director of Operations and Finance Perkins, Heather <i>This position is fully funded from restricted use sources.</i>	12	1.00	89,890
994581		Senior Research Associate Lebrun-Martin, Cassandra <i>This position is fully funded from restricted use sources.</i>	12	1.00	50,750
994582		Project Specialist Gaughan, Angela <i>This position is fully funded from restricted use sources.</i>	12	1.00	48,742
994715		Operations Coordinator Youle, Candace <i>This position is fully funded from restricted use sources.</i>	12	1.00	71,275
994717		Public Health Project Manager Smith, Jessica <i>This position is fully funded from restricted use sources.</i>	12	1.00	70,210
994723		Director of the Center for Applied Research and Evaluation Gregory, Tara <i>This position is fully funded from restricted use sources.</i>	12	1.00	94,369
994727		Financial Operations Specialist Becker Amend, Amy <i>This position is fully funded from restricted use sources.</i>	12	1.00	47,341
994729		Community and Org Specialist Turner, Percy <i>This position is fully funded from restricted use sources.</i>	12	1.00	49,500
994731		Executive Director Wituk, Scott <i>This position is fully funded from restricted use sources.</i>	12	1.00	156,928
994734		Prevention Initiatives Coordinator Childs, Chad <i>This position is fully funded from restricted use sources.</i>	12	1.00	75,658

**W.S.U ANNUAL BUDGET**  
**103003 - Community Engagement Institute**  
**For Fiscal Year 2022**

Account Code	Position Number	Name or Account Description	Months	2022 Adopted	
				Budget FTE	Amount
	994777	Director of the Center for Organizational Development and Collaborati Pacic, Jennifer <i>This position is fully funded from restricted use sources.</i>	12	1.00	85,412
	994778	Director of the Center for ImpACT Cornejo, Teresa <i>This position is fully funded from restricted use sources.</i>	12	1.00	75,190
	994811	Strategic Development Coordinator McEwen Crane, Joyce <i>This position is fully funded from restricted use sources.</i>	12	1.00	93,818
	994966	Director of the Center for Leadership Development Bate, Seth <i>This position is fully funded from restricted use sources.</i>	12	1.00	72,000
	995499	Developer/Programmer Earnest, Mark <i>This position is fully funded from restricted use sources.</i>	12	0.50	36,951
	995735	Research Assistant Mould, Ciara <i>This position is fully funded from restricted use sources.</i>	12	0.75	26,520
	995819	Director of the Center for Public Health Initiatives Davis, AAron <i>This position is fully funded from restricted use sources.</i>	12	1.00	86,981
	996519	Public Health Coordinator Kane, Tyler <i>This position is fully funded from restricted use sources.</i>	12	1.00	80,021
	996570	CEI Community and Organizational Specialist Moore, Kaela <i>This position is fully funded from restricted use sources.</i>	12	1.00	58,800
	996655	Organizational Development and Collaboration Projects Coordinator McMahon, Carri <i>This position is fully funded from restricted use sources.</i>	12	1.00	68,385
	996945	Project Manager Public Health Initiatives Rankin, Alissa <i>This position is fully funded from restricted use sources.</i>	12	1.00	55,877
	996977	Child and Family Research Coordinator Schrepferman, Lynn <i>This position is fully funded from restricted use sources.</i>	12	1.00	86,181
	997224	Early Childhood Project Specialist Mullen, Leeanne <i>This position is fully funded from restricted use sources.</i>	12	1.00	54,087
	997363	Financial Operations Specialist			

**W.S.U ANNUAL BUDGET**  
**103003 - Community Engagement Institute**  
**For Fiscal Year 2022**

Account Code	Position Number	Name or Account Description	Months	2022 Adopted	
				Budget FTE	Amount
		Allen, David	12	1.00	38,688
		<i>This position is fully funded from restricted use sources.</i>			
	997459	Evaluation Projects Coordinator			
		Jolley, Sarah	12	1.00	75,313
		<i>This position is fully funded from restricted use sources.</i>			
	998906	Research Scientist			
		Freund, Nicole	12	1.00	59,390
		<i>This position is fully funded from restricted use sources.</i>			
	998907	Research Assistant			
		Vacant		1.00	43,680
		<i>This position is fully funded from restricted use sources.</i>			
	999202	Early Childhood Coordinator			
		Maack, Anne	12	1.00	70,000
		<i>This position is fully funded from restricted use sources.</i>			
	999256	Financial Analyst			
		Jamil, Asher	12	1.00	60,961
		<i>This position is fully funded from restricted use sources.</i>			
	999286	Organizational Development and Collaboration Projects Coordinator			
		Baker, Vincetta	12	1.00	61,600
		<i>This position is fully funded from restricted use sources.</i>			
	999346	Public Health Initiatives Project Specialist			
		Lohf, Vanessa	12	1.00	58,775
		<i>This position is fully funded from restricted use sources.</i>			
	1110	Uncl-Salaries-Seasonal and Temp			750,000
	1115	Unclassified Salaries-Add'l Comp			30,000
	1130	Grad Assistants-Research			30,000
		<b>Total Unclassified Salaries</b>		<b>57.00</b>	<b>4,155,497</b>
<b>Total Unclassified Salaries by Fund</b>					
	D10878	RU Community Engagement Institute		57.00	3,755,497
	D11556	SRO CEI Reserve		-	400,000
		<b>Total Unclassified Salaries by Fund</b>		<b>57.00</b>	<b>4,155,497</b>

**STUDENT ASSISTANTS AND BENEFITS**

1200	Student Salaries-Regular	30,000
1760	State Leave Pymt Assessment	27,653
1810	KPERS Retirement	5,452
1830	Regents Retirement	261,891
1850	TIAA Disability	33,775
1911	Medicare	58,420
1912	OASDI	249,061
1750	Dependent Health Insurance	74,100
1752	Healthy Kids Health Insurance	-
1950	Single Group Health Insurance	366,712
1970	Workers Compensation	12,924
1980	Unemployment Compensation	3,300

**W.S.U ANNUAL BUDGET**  
**103003 - Community Engagement Institute**  
**For Fiscal Year 2022**

Account Code	Position Number	Name or Account Description	Months	2022 Adopted	
				Budget FTE	Amount
<b>Total Students and Fringe Benefits</b>					<b>1,123,288</b>
<b>Total Students and Fringe Benefits by Fund</b>					
D10878		RU Community Engagement Institute			1,088,496
D11556		SRO CEI Reserve			34,792
<b>Total Students and Fringe Benefits</b>					<b>1,123,288</b>
<b>Total Salaries and Fringe Benefits</b>				<b>57.00</b>	<b>5,278,785</b>
<b>Total Salaries and Fringe Benefits by Fund</b>					
D10878		RU Community Engagement Institute		57.00	4,843,993
D11556		SRO CEI Reserve		-	434,792
<b>Total Salaries and Fringe Benefits</b>				<b>57.00</b>	<b>5,278,785</b>
<b>OTHER OPERATING EXPENDITURES (OOE)</b>					
7C		Contractual Services			821,261
7F		Commodities			64,500
7H		Capital Outlay			42,711
7L		Grants Claims & Shared Revenue			5,000
7X		Indirect Costs			500,000
7Z		Transfers Out			2,673,743
<b>Total OOE</b>					<b>4,107,215</b>
<b>Total OOE by Fund</b>					
D10878		RU Community Engagement Institute			3,191,007
D11568		RU CEI Direct Care Workers			51,000
D11556		SRO CEI Reserve			865,208
<b>Total OOE by Fund</b>					<b>4,107,215</b>
<b>Total FTE and Expenditures</b>				<b>57.00</b>	<b>9,386,000</b>
<b>Total FTE and Expenditures by Fund</b>					
D10878		RU Community Engagement Institute		57.00	8,035,000
D11568		RU CEI Direct Care Workers		-	51,000
D11556		SRO CEI Reserve		-	1,300,000
<b>Total FTE and Expenditures by Fund</b>				<b>57.00</b>	<b>9,386,000</b>

**W.S.U ANNUAL BUDGET**  
**103004 - Ctr for Innovation & Enterprise Eng**  
**For Fiscal Year 2022**

Account Code	Position Number	Name or Account Description	Months	2022 Adopted	
				Budget FTE	Amount
<b>USS SALARIES</b>					
<b>1000 USS Salaries-Permanent</b>					
<b>Total USS Salaries</b>				-	-
<b>Total USS Salaries by Fund</b>					
<b>Total USS Salaries by Fund</b>				-	-
<b>UNCLASSIFIED SALARIES</b>					
<b>1100 Unclassified Salaries-Permanent (Including 1105 - Stipend)</b>					
<b>Total Unclassified Salaries</b>				-	-
<b>Total Unclassified Salaries by Fund</b>					
<b>Total Unclassified Salaries by Fund</b>				-	-
<b>STUDENT ASSISTANTS AND BENEFITS</b>					
<b>Total Students and Fringe Benefits</b>				-	-
<b>Total Students and Fringe Benefits by Fund</b>					
<b>Total Students and Fringe Benefits</b>				-	-
<b>Total Salaries and Fringe Benefits</b>				-	-
<b>Total Salaries and Fringe Benefits by Fund</b>					
<b>Total Salaries and Fringe Benefits</b>				-	-
<b>OTHER OPERATING EXPENDITURES (OOE)</b>					
7C Contractual Services				2,000	
<b>Total OOE</b>				<b>2,000</b>	
<b>Total OOE by Fund</b>					
D10377 RU Ctr-Innov & Enterprise Eng				2,000	
<b>Total OOE by Fund</b>				<b>2,000</b>	
<b>Total FTE and Expenditures</b>				-	<b>2,000</b>
<b>Total FTE and Expenditures by Fund</b>					
D10377 RU Ctr-Innov & Enterprise Eng				-	2,000
<b>Total FTE and Expenditures by Fund</b>				-	<b>2,000</b>

**W.S.U ANNUAL BUDGET**  
**102364 - Human Performance Laboratory**  
**For Fiscal Year 2022**

Account Code	Position Number	Name or Account Description	Months	2022 Adopted	
				Budget FTE	Amount
<b>USS SALARIES</b>					
<b>1000 USS Salaries-Permanent</b>					
<b>Total USS Salaries</b>				-	-
<b>Total USS Salaries by Fund</b>					
<b>Total USS Salaries by Fund</b>				-	-
<b>UNCLASSIFIED SALARIES</b>					
<b>1100 Unclassified Salaries-Permanent (Including 1105 - Stipend)</b>					
992001		Human Performance Laboratory Technician Vacant		1.00	40,000
<i>This position is fully funded from restricted use sources.</i>					
997636		Assistant Professor VanRavenhorst-Bell, Heidi	9	0.30	18,014
<i>This position is fully funded from restricted use sources.</i>					
1110		Uncl-Salaries-Seasonal and Temp			808
<b>Total Unclassified Salaries</b>				<b>1.30</b>	<b>58,822</b>
<b>Total Unclassified Salaries by Fund</b>					
D10685		RU Human Performance Laboratory		1.30	58,822
<b>Total Unclassified Salaries by Fund</b>				<b>1.30</b>	<b>58,822</b>
<b>STUDENT ASSISTANTS AND BENEFITS</b>					
1760		State Leave Pymt Assessment			389
1830		Regents Retirement			1,532
1850		TIAA Disability			581
1911		Medicare			851
1912		OASDI			3,638
1970		Workers Compensation			183
1980		Unemployment Compensation			48
<b>Total Students and Fringe Benefits</b>				<b>7,222</b>	
<b>Total Students and Fringe Benefits by Fund</b>					
D10685		RU Human Performance Laboratory			7,222
<b>Total Students and Fringe Benefits</b>				<b>7,222</b>	
<b>Total Salaries and Fringe Benefits</b>				<b>1.30</b>	<b>66,044</b>
<b>Total Salaries and Fringe Benefits by Fund</b>					
D10685		RU Human Performance Laboratory		1.30	66,044
<b>Total Salaries and Fringe Benefits</b>				<b>1.30</b>	<b>66,044</b>
<b>OTHER OPERATING EXPENDITURES (OOE)</b>					
<b>Total OOE</b>				-	
<b>Total OOE by Fund</b>					
<b>Total OOE by Fund</b>				-	
<b>Total FTE and Expenditures</b>				<b>1.30</b>	<b>66,044</b>
<b>Total FTE and Expenditures by Fund</b>					
D10685		RU Human Performance Laboratory		1.30	66,044



**W.S.U ANNUAL BUDGET**  
**102364 - Human Performance Laboratory**  
**For Fiscal Year 2022**

Account Code	Position Number	Name or Account Description	Months	2022 Adopted	
				Budget FTE	Amount
<b>Total FTE and Expenditures by Fund</b>				<b>1.30</b>	<b>66,044</b>

**W.S.U ANNUAL BUDGET**  
**103063 - CSFRG - Cyber Security & Forensics**  
**For Fiscal Year 2022**

Account Code	Position Number	Name or Account Description	Months	2022 Adopted	
				Budget FTE	Amount
<b>USS SALARIES</b>					
<b>1000 USS Salaries-Permanent</b>					
<b>Total USS Salaries</b>				-	-
<b>Total USS Salaries by Fund</b>					
<b>Total USS Salaries by Fund</b>				-	-
<b>UNCLASSIFIED SALARIES</b>					
<b>1100 Unclassified Salaries-Permanent (Including 1105 - Stipend)</b>					
991752		Information Assurance & Senior Security Engineer Neelly, Justin	12	1.00	105,000
<i>This position is fully funded from restricted use sources.</i>					
991774		Cyber Security Analyst Vacant		1.00	85,000
<i>This position is fully funded from restricted use sources.</i>					
992993		Cyber Security Officer Snyder, Chris	12	0.50	75,000
<i>This position is fully funded from restricted use sources.</i>					
<b>Total Unclassified Salaries</b>				<b>2.50</b>	<b>265,000</b>
<b>Total Unclassified Salaries by Fund</b>					
D19306		RU ENNOVAR CSFRG		2.50	265,000
<b>Total Unclassified Salaries by Fund</b>				<b>2.50</b>	<b>265,000</b>
<b>STUDENT ASSISTANTS AND BENEFITS</b>					
1760		State Leave Pymt Assessment			1,749
1830		Regents Retirement			15,301
1850		TIAA Disability			2,650
1911		Medicare			3,795
1912		OASDI			15,996
1750		Dependent Health Insurance			3,705
1950		Single Group Health Insurance			7,837
1970		Workers Compensation			817
1980		Unemployment Compensation			210
<b>Total Students and Fringe Benefits</b>					<b>52,060</b>
<b>Total Students and Fringe Benefits by Fund</b>					
D19306		RU ENNOVAR CSFRG			52,060
<b>Total Students and Fringe Benefits</b>					<b>52,060</b>
<b>Total Salaries and Fringe Benefits</b>				<b>2.50</b>	<b>317,060</b>
<b>Total Salaries and Fringe Benefits by Fund</b>					
D19306		RU ENNOVAR CSFRG		2.50	317,060
<b>Total Salaries and Fringe Benefits</b>				<b>2.50</b>	<b>317,060</b>
<b>OTHER OPERATING EXPENDITURES (OOE)</b>					
<b>Total OOE</b>					-
<b>Total OOE by Fund</b>					

**W.S.U ANNUAL BUDGET**  
**103063 - CSFRG - Cyber Security & Forensics**  
**For Fiscal Year 2022**

Account Code	Position Number	Name or Account Description	Months	2022 Adopted	
				Budget FTE	Amount
<b>Total OOE by Fund</b>					-
<b>Total FTE and Expenditures</b>				<b>2.50</b>	<b>317,060</b>
<b>Total FTE and Expenditures by Fund</b>					
D19306	RU	ENNOVAR CSFRG		2.50	317,060
<b>Total FTE and Expenditures by Fund</b>				<b>2.50</b>	<b>317,060</b>

**W.S.U ANNUAL BUDGET**  
**101992 - Graduate Assistants - Research**  
**For Fiscal Year 2022**

Account Code	Position Number	Name or Account Description	Months	2022 Adopted	
				Budget FTE	Amount
<b>USS SALARIES</b>					
<b>1000 USS Salaries-Permanent</b>					
<b>Total USS Salaries</b>				-	-
<b>Total USS Salaries by Fund</b>					
<b>Total USS Salaries by Fund</b>				-	-
<b>UNCLASSIFIED SALARIES</b>					
<b>1100 Unclassified Salaries-Permanent (Including 1105 - Stipend)</b>					
1130		Grad Assistants-Research			191,202
<b>Total Unclassified Salaries</b>				-	<b>191,202</b>
<b>Total Unclassified Salaries by Fund</b>					
D10106		RU Graduate Assistants-Research		-	191,202
<b>Total Unclassified Salaries by Fund</b>				-	<b>191,202</b>
<b>STUDENT ASSISTANTS AND BENEFITS</b>					
1760		State Leave Pymt Assessment			1,262
1970		Workers Compensation			589
1980		Unemployment Compensation			153
<b>Total Students and Fringe Benefits</b>				-	<b>2,004</b>
<b>Total Students and Fringe Benefits by Fund</b>					
D10106		RU Graduate Assistants-Research		-	2,004
<b>Total Students and Fringe Benefits</b>				-	<b>2,004</b>
<b>Total Salaries and Fringe Benefits</b>				-	<b>193,206</b>
<b>Total Salaries and Fringe Benefits by Fund</b>					
D10106		RU Graduate Assistants-Research		-	193,206
<b>Total Salaries and Fringe Benefits</b>				-	<b>193,206</b>
<b>OTHER OPERATING EXPENDITURES (OOE)</b>					
<b>Total OOE</b>				-	-
<b>Total OOE by Fund</b>					
<b>Total OOE by Fund</b>				-	-
<b>Total FTE and Expenditures</b>				-	<b>193,206</b>
<b>Total FTE and Expenditures by Fund</b>					
D10106		RU Graduate Assistants-Research		-	193,206
<b>Total FTE and Expenditures by Fund</b>				-	<b>193,206</b>

**W.S.U ANNUAL BUDGET**  
**102027 - Aerospace Engr - Applied Research**  
**For Fiscal Year 2022**

Account Code	Position Number	Name or Account Description	Months	2022 Adopted	
				Budget FTE	Amount
<b>USS SALARIES</b>					
<b>1000 USS Salaries-Permanent</b>					
<b>Total USS Salaries</b>				-	-
<b>Total USS Salaries by Fund</b>					
<b>Total USS Salaries by Fund</b>				-	-
<b>UNCLASSIFIED SALARIES</b>					
<b>1100 Unclassified Salaries-Permanent (Including 1105 - Stipend)</b>					
995068		Research Scientist Vacant <i>This position is fully funded from restricted use sources.</i>		0.50	45,293
995069		Research Scientist Vacant <i>This position is fully funded from restricted use sources.</i>		0.50	45,973
<b>Total Unclassified Salaries</b>				<b>1.00</b>	<b>91,266</b>
<b>Total Unclassified Salaries by Fund</b>					
D10200		RU Aerospace Engr-Applied Research		1.00	91,266
<b>Total Unclassified Salaries by Fund</b>				<b>1.00</b>	<b>91,266</b>
<b>STUDENT ASSISTANTS AND BENEFITS</b>					
1760		State Leave Pymt Assessment			603
1850		TIAA Disability			913
1911		Medicare			1,324
1912		OASDI			5,660
1970		Workers Compensation			282
1980		Unemployment Compensation			74
<b>Total Students and Fringe Benefits</b>					<b>8,856</b>
<b>Total Students and Fringe Benefits by Fund</b>					
D10200		RU Aerospace Engr-Applied Research			8,856
<b>Total Students and Fringe Benefits</b>					<b>8,856</b>
<b>Total Salaries and Fringe Benefits</b>				<b>1.00</b>	<b>100,122</b>
<b>Total Salaries and Fringe Benefits by Fund</b>					
D10200		RU Aerospace Engr-Applied Research		1.00	100,122
<b>Total Salaries and Fringe Benefits</b>				<b>1.00</b>	<b>100,122</b>
<b>OTHER OPERATING EXPENDITURES (OOE)</b>					
<b>Total OOE</b>					-
<b>Total OOE by Fund</b>					
<b>Total OOE by Fund</b>					-
<b>Total FTE and Expenditures</b>				<b>1.00</b>	<b>100,122</b>
<b>Total FTE and Expenditures by Fund</b>					
D10200		RU Aerospace Engr-Applied Research		1.00	100,122
<b>Total FTE and Expenditures by Fund</b>				<b>1.00</b>	<b>100,122</b>

**W.S.U ANNUAL BUDGET**  
**102090 - Center for Econ Dev & Business Res**  
**For Fiscal Year 2022**

Account Code	Position Number	Name or Account Description	Months	2022 Adopted	
				Budget FTE	Amount
<b>USS SALARIES</b>					
<b>1000 USS Salaries-Permanent</b>					
1020		USS Salaries-OT		-	-
		<b>Total USS Salaries</b>		-	-
<b>Total USS Salaries by Fund</b>					
D10031		RU Ctr for Economic Dev & Bus Res		-	-
		<b>Total USS Salaries by Fund</b>		-	-
<b>UNCLASSIFIED SALARIES</b>					
<b>1100 Unclassified Salaries-Permanent (Including 1105 - Stipend)</b>					
994523		Assistant Budget and Conference Administrator (CEDBR) Wilson, Andrea	12	1.00	36,650
		<i>This position is fully funded from restricted use sources.</i>			
997594		Assistant Researcher in CEDBR Vacant		1.00	32,724
		<i>This position is fully funded from restricted use sources.</i>			
998212		Senior Research Economist Busch, Michael	12	1.00	63,794
		<i>This position is fully funded from restricted use sources.</i>			
998499		Event Planner and Senior Administrative Assistant Johnson, Jill	12	1.00	43,098
		<i>This position is fully funded from restricted use sources.</i>			
998512		Director, Center for Economic Development and Business Research Hill, Jeremy	12	1.00	113,280
		<i>This position is fully funded from restricted use sources.</i>			
1110		Uncl-Salaries-Seasonal and Temp			12,914
		<b>Total Unclassified Salaries</b>		<b>5.00</b>	<b>302,459</b>
<b>Total Unclassified Salaries by Fund</b>					
D10031		RU Ctr for Economic Dev & Bus Res		5.00	296,459
D11234		RU CEDBR Wichita EOC		-	6,000
		<b>Total Unclassified Salaries by Fund</b>		<b>5.00</b>	<b>302,459</b>
<b>STUDENT ASSISTANTS AND BENEFITS</b>					
1200		Student Salaries-Regular			9,600
1210		Student Salaries-WS-WSU Match			500
1760		State Leave Pymt Assessment			2,066
1810		KPERS Retirement			-
1830		Regents Retirement			21,832
1850		TIAA Disability			2,897
1911		Medicare			4,296
1912		OASDI			18,354
1750		Dependent Health Insurance			3,705
1950		Single Group Health Insurance			31,348
1970		Workers Compensation			967
1980		Unemployment Compensation			250
		<b>Total Students and Fringe Benefits</b>			<b>95,815</b>

**W.S.U ANNUAL BUDGET**  
**102090 - Center for Econ Dev & Business Res**  
**For Fiscal Year 2022**

Account Code	Position Number	Name or Account Description	Months	2022 Adopted	
				Budget FTE	Amount
<b>Total Students and Fringe Benefits by Fund</b>					
	D10031	RU Ctr for Economic Dev & Bus Res			95,292
	D11234	RU CEDBR Wichita EOC			523
		<b>Total Students and Fringe Benefits</b>			<b>95,815</b>
		<b>Total Salaries and Fringe Benefits</b>		<b>5.00</b>	<b>398,274</b>
<b>Total Salaries and Fringe Benefits by Fund</b>					
	D10031	RU Ctr for Economic Dev & Bus Res		5.00	391,751
	D11234	RU CEDBR Wichita EOC		-	6,523
		<b>Total Salaries and Fringe Benefits</b>		<b>5.00</b>	<b>398,274</b>
<b>OTHER OPERATING EXPENDITURES (OOE)</b>					
	7C	Contractual Services			122,002
	7F	Commodities			3,650
	7H	Capital Outlay			968
	7X	Indirect Costs			8,000
	7Z	Transfers Out			103,427
		<b>Total OOE</b>			<b>238,047</b>
<b>Total OOE by Fund</b>					
	D10031	RU Ctr for Economic Dev & Bus Res			31,070
	D11234	RU CEDBR Wichita EOC			68,477
	D11235	RU CEDBR Spring EOC			8,000
	D11236	RU CEDBR Regional EOC			35,000
	D11237	RU CEDBR WIRE Conference			10,500
	D11290	RU CEDBR Market Research			20,000
	D11291	RU CEDBR Impact Studies			35,000
	D11292	RU CEDBR Other Research			30,000
		<b>Total OOE by Fund</b>			<b>238,047</b>
		<b>Total FTE and Expenditures</b>		<b>5.00</b>	<b>636,321</b>
<b>Total FTE and Expenditures by Fund</b>					
	D10031	RU Ctr for Economic Dev & Bus Res		5.00	422,821
	D11234	RU CEDBR Wichita EOC		-	75,000
	D11235	RU CEDBR Spring EOC		-	8,000
	D11236	RU CEDBR Regional EOC		-	35,000
	D11237	RU CEDBR WIRE Conference		-	10,500
	D11290	RU CEDBR Market Research		-	20,000
	D11291	RU CEDBR Impact Studies		-	35,000
	D11292	RU CEDBR Other Research		-	30,000
		<b>Total FTE and Expenditures by Fund</b>		<b>5.00</b>	<b>636,321</b>

**W.S.U ANNUAL BUDGET**  
**103000 - WSU Internal Facility Grants**  
**For Fiscal Year 2022**

Account Code	Position Number	Name or Account Description	Months	2022 Adopted	
				Budget FTE	Amount
<b>USS SALARIES</b>					
<b>1000 USS Salaries-Permanent</b>					
<b>Total USS Salaries</b>				-	-
<b>Total USS Salaries by Fund</b>					
<b>Total USS Salaries by Fund</b>				-	-
<b>UNCLASSIFIED SALARIES</b>					
<b>1100 Unclassified Salaries-Permanent (Including 1105 - Stipend)</b>					
<b>Total Unclassified Salaries</b>				-	-
<b>Total Unclassified Salaries by Fund</b>					
<b>Total Unclassified Salaries by Fund</b>				-	-
<b>STUDENT ASSISTANTS AND BENEFITS</b>					
<b>Total Students and Fringe Benefits</b>				-	-
<b>Total Students and Fringe Benefits by Fund</b>					
<b>Total Students and Fringe Benefits</b>				-	-
<b>Total Salaries and Fringe Benefits</b>				-	-
<b>Total Salaries and Fringe Benefits by Fund</b>					
<b>Total Salaries and Fringe Benefits</b>				-	-
<b>OTHER OPERATING EXPENDITURES (OOE)</b>					
7F Commodities					116,386
<b>Total OOE</b>					<b>116,386</b>
<b>Total OOE by Fund</b>					
A2000		GU General Fees Fund			116,386
<b>Total OOE by Fund</b>					<b>116,386</b>
<b>Total FTE and Expenditures</b>				-	<b>116,386</b>
<b>Total FTE and Expenditures by Fund</b>					
A2000		GU General Fees Fund		-	116,386
<b>Total FTE and Expenditures by Fund</b>				-	<b>116,386</b>



**W.S.U ANNUAL BUDGET**  
**103006 - Energy Study Program**  
**For Fiscal Year 2022**

Account Code	Position Number	Name or Account Description	Months	2022 Adopted	
				Budget FTE	Amount
<b>USS SALARIES</b>					
<b>1000 USS Salaries-Permanent</b>					
<b>Total USS Salaries</b>				-	-
<b>Total USS Salaries by Fund</b>					
<b>Total USS Salaries by Fund</b>				-	-
<b>UNCLASSIFIED SALARIES</b>					
<b>1100 Unclassified Salaries-Permanent (Including 1105 - Stipend)</b>					
<b>Total Unclassified Salaries</b>				-	-
<b>Total Unclassified Salaries by Fund</b>					
<b>Total Unclassified Salaries by Fund</b>				-	-
<b>STUDENT ASSISTANTS AND BENEFITS</b>					
<b>Total Students and Fringe Benefits</b>				-	-
<b>Total Students and Fringe Benefits by Fund</b>					
<b>Total Students and Fringe Benefits</b>				-	-
<b>Total Salaries and Fringe Benefits</b>				-	-
<b>Total Salaries and Fringe Benefits by Fund</b>					
<b>Total Salaries and Fringe Benefits</b>				-	-
<b>OTHER OPERATING EXPENDITURES (OOE)</b>					
7F Commodities					3,260
<b>Total OOE</b>					<b>3,260</b>
<b>Total OOE by Fund</b>					
A2000 GU General Fees Fund					3,260
<b>Total OOE by Fund</b>					<b>3,260</b>
<b>Total FTE and Expenditures</b>				-	<b>3,260</b>
<b>Total FTE and Expenditures by Fund</b>					
A2000 GU General Fees Fund				-	3,260
<b>Total FTE and Expenditures by Fund</b>				-	<b>3,260</b>

**W.S.U ANNUAL BUDGET**  
**102205 - Applied Learning Program**  
**For Fiscal Year 2022**

Account Code	Position Number	Name or Account Description	Months	2022 Adopted	
				Budget FTE	Amount
<b>USS SALARIES</b>					
<b>1000 USS Salaries-Permanent</b>					
<b>Total USS Salaries</b>				-	-
<b>Total USS Salaries by Fund</b>					
<b>Total USS Salaries by Fund</b>				-	-
<b>UNCLASSIFIED SALARIES</b>					
<b>1100 Unclassified Salaries-Permanent (Including 1105 - Stipend)</b>					
997823		Research Associate McAdam, Michelle	12	1.00	64,931
<i>This position is fully funded from restricted use sources.</i>					
1110		Uncl-Salaries-Seasonal and Temp			91,000
1160		Unclass Sal-OT/Comp/AHR			4,000
1130		Grad Assistants-Research			-
<b>Total Unclassified Salaries</b>				<b>1.00</b>	<b>159,931</b>
<b>Total Unclassified Salaries by Fund</b>					
D11243		RU Applied Learning Program		1.00	159,931
<b>Total Unclassified Salaries by Fund</b>				<b>1.00</b>	<b>159,931</b>
<b>STUDENT ASSISTANTS AND BENEFITS</b>					
1200		Student Salaries-Regular			155,000
1760		State Leave Pymt Assessment			2,079
1830		Regents Retirement			5,860
1850		TIAA Disability			690
1911		Medicare			2,171
1912		OASDI			9,281
1750		Dependent Health Insurance			3,705
1950		Single Group Health Insurance			7,837
1970		Workers Compensation			971
1980		Unemployment Compensation			244
<b>Total Students and Fringe Benefits</b>					<b>187,838</b>
<b>Total Students and Fringe Benefits by Fund</b>					
D11243		RU Applied Learning Program			187,838
<b>Total Students and Fringe Benefits</b>					<b>187,838</b>
<b>Total Salaries and Fringe Benefits</b>				<b>1.00</b>	<b>347,769</b>
<b>Total Salaries and Fringe Benefits by Fund</b>					
D11243		RU Applied Learning Program		1.00	347,769
<b>Total Salaries and Fringe Benefits</b>				<b>1.00</b>	<b>347,769</b>
<b>OTHER OPERATING EXPENDITURES (OOE)</b>					
7C		Contractual Services			120,000
7X		Indirect Costs			53,508
7Z		Transfers Out			53,508
<b>Total OOE</b>					<b>227,016</b>
<b>Total OOE by Fund</b>					
D11243		RU Applied Learning Program			173,508
D11424		SRO Applied Learning SC Reserve			53,508
<b>Total OOE by Fund</b>					<b>227,016</b>

**W.S.U ANNUAL BUDGET  
102205 - Applied Learning Program  
For Fiscal Year 2022**

Account Code	Position Number	Name or Account Description	Months	2022 Adopted	
				Budget FTE	Amount
<b>Total FTE and Expenditures</b>				<b>1.00</b>	<b>574,785</b>
<b>Total FTE and Expenditures by Fund</b>					
D11243	RU	Applied Learning Program		1.00	521,277
D11424	SRO	Applied Learning SC Reserve		-	53,508
<b>Total FTE and Expenditures by Fund</b>				<b>1.00</b>	<b>574,785</b>

**W.S.U ANNUAL BUDGET**  
**102206 - Honors College Undergrad Research**  
**For Fiscal Year 2022**

Account Code	Position Number	Name or Account Description	Months	2022 Adopted	
				Budget FTE	Amount
<b>USS SALARIES</b>					
<b>1000 USS Salaries-Permanent</b>					
<b>Total USS Salaries</b>				-	-
<b>Total USS Salaries by Fund</b>					
<b>Total USS Salaries by Fund</b>				-	-
<b>UNCLASSIFIED SALARIES</b>					
<b>1100 Unclassified Salaries-Permanent (Including 1105 - Stipend)</b>					
<b>Total Unclassified Salaries</b>				-	-
<b>Total Unclassified Salaries by Fund</b>					
<b>Total Unclassified Salaries by Fund</b>				-	-
<b>STUDENT ASSISTANTS AND BENEFITS</b>					
<b>Total Students and Fringe Benefits</b>				-	-
<b>Total Students and Fringe Benefits by Fund</b>					
<b>Total Students and Fringe Benefits</b>				-	-
<b>Total Salaries and Fringe Benefits</b>				-	-
<b>Total Salaries and Fringe Benefits by Fund</b>					
<b>Total Salaries and Fringe Benefits</b>				-	-
<b>OTHER OPERATING EXPENDITURES (OOE)</b>					
7C		Contractual Services			1,555
7F		Commodities			25
7Z		Transfers Out			20,000
<b>Total OOE</b>				-	<b>21,580</b>
<b>Total OOE by Fund</b>					
D11392		RU Honors Undergrad Research Grant			21,580
<b>Total OOE by Fund</b>				-	<b>21,580</b>
<b>Total FTE and Expenditures</b>				-	<b>21,580</b>
<b>Total FTE and Expenditures by Fund</b>					
D11392		RU Honors Undergrad Research Grant		-	21,580
<b>Total FTE and Expenditures by Fund</b>				-	<b>21,580</b>

**W.S.U ANNUAL BUDGET**  
**7RAL - Div of Research**  
**For Fiscal Year 2022**

Account Code	Position Number	Name or Account Description	Months	2022 Adopted	
				Budget FTE	Amount
<b>USS SALARIES</b>					
<b>1000 USS Salaries-Permanent</b>					
	999356	Senior Admin Assistant Robertson, Sharon	12	1.00	31,574
		<i>This position is fully funded from restricted use sources.</i>			
		<b>Total USS Salaries</b>		<b>1.00</b>	<b>31,574</b>
<b>Total USS Salaries by Fund</b>					
	R52248	TRIO Educational Talent Search Prog		-	-
	R52636	SR TRIO Educational Talent Search P		1.00	31,574
		<b>Total USS Salaries by Fund</b>		<b>1.00</b>	<b>31,574</b>
<b>UNCLASSIFIED SALARIES</b>					
<b>1100 Unclassified Salaries-Permanent (Including 1105 - Stipend)</b>					
	991339	Postdoctoral Researcher Vacant		0.50	20,686
		<i>This position is fully funded from restricted use sources.</i>			
	991438	Postdoctoral Researcher Freedman, Abegél	12	1.00	45,000
		<i>This position is fully funded from restricted use sources.</i>			
	991699	Communications, Marketing and Academic Advising Specialist Martinez, Chelsea	12	1.00	36,042
		<i>This position is fully funded from restricted use sources.</i>			
	991750	Procurement Counselor Vacant		1.00	52,200
		<i>This position is fully funded from restricted use sources.</i>			
	992016	Government Procurement Specialist Knapp, Scott	12	0.50	35,568
		<i>This position is fully funded from restricted use sources.</i>			
	992964	Executive Director FireStrike Accelerator Program Torline, Mark	12	1.00	166,461
		<i>This position is fully funded from restricted use sources.</i>			
	992969	Administrative Specialist Astoquilca, Ana	12	1.00	37,003
		<i>This position is fully funded from restricted use sources.</i>			
	993001	Postdoctoral Researcher Shaaban, Ahmad	12	1.00	45,000
		<i>This position is fully funded from restricted use sources.</i>			
	993006	Postdoctoral Researcher Lopez Gonzalez, Cesar	12	0.50	35,568
		<i>This position is fully funded from restricted use sources.</i>			
	993014	Postdoctoral Researcher Vacant		1.00	51,000

**W.S.U ANNUAL BUDGET  
7RAL - Div of Research  
For Fiscal Year 2022**

Account Code	Position Number	Name or Account Description	Months	2022 Adopted	
				Budget FTE	Amount
		<i>This position is fully funded from restricted use sources.</i>			
993096	Veterans Upward Bound Program Specialist Vacant			1.00	37,500
		<i>This position is fully funded from restricted use sources.</i>			
993277	Project Director Olson, Cora		12	1.00	44,990
		<i>This position is fully funded from restricted use sources.</i>			
993278	Technology Transfer Specialist Koops, Maggie		12	1.00	70,000
		<i>This position is fully funded from restricted use sources.</i>			
993423	College Access Advisor Jones, Bonnie		12	1.00	35,568
		<i>This position is fully funded from restricted use sources.</i>			
993726	Technology/Business Analyst Schraeder, Logan		12	1.00	72,000
		<i>This position is fully funded from restricted use sources.</i>			
993785	Site Coordinator Royal, Christy		12	1.00	38,063
		<i>This position is fully funded from restricted use sources.</i>			
993890	Director, Business Development and New Projects Perna, Peter		12	0.50	125,000
		<i>This position is fully funded from restricted use sources.</i>			
993901	Site Coordinator Wilcox, Tom		12	1.00	39,188
		<i>This position is fully funded from restricted use sources.</i>			
993904	Administrative Assistant Pickens, Barbara		12	1.00	35,131
		<i>This position is fully funded from restricted use sources.</i>			
994088	Family and Community Engagement Coordinator Jackson, Lavell		12	1.00	45,107
		<i>This position is fully funded from restricted use sources.</i>			
994116	College Access Advisor Hyatt, John		12	1.00	35,568
		<i>This position is fully funded from restricted use sources.</i>			
994122	Executive Director Cyrus, Patrick		12	1.00	250,000
		<i>This position is fully funded from restricted use sources.</i>			
994347	College Access Advisor Vacant			1.00	35,568
		<i>This position is fully funded from restricted use sources.</i>			

**W.S.U ANNUAL BUDGET**  
**7RAL - Div of Research**  
**For Fiscal Year 2022**

Account Code	Position Number	Name or Account Description	Months	2022 Adopted	
				Budget FTE	Amount
994480		Program Director, GEAR UP Holloway, Wilma <i>This position is fully funded from restricted use sources.</i>	12	1.00	55,140
994525		Site Coordinator Criner, Ardalia <i>This position is fully funded from restricted use sources.</i>	12	1.00	38,063
994567		Program Coordinator - NASA In KS Majher, Kerry <i>This position is fully funded from restricted use sources.</i>	12	1.00	45,011
994572		Director of McNair Program Holt-Fields, Lawanda <i>This position is fully funded from restricted use sources.</i>	12	1.00	56,627
994573		Program Counselor Cervantes, Ashley <i>This position is fully funded from restricted use sources.</i>	12	1.00	35,568
994587		College Access Coordinator Lukert, Brett <i>This position is fully funded from restricted use sources.</i>	12	1.00	39,860
994589		College Access Advisor - Pittsburg Kansas Woods, Lori <i>This position is fully funded from restricted use sources.</i>	12	1.00	35,568
994605		Executive Director Nilsen, Corinne <i>This position is fully funded from restricted use sources.</i>	12	1.00	80,658
994745		Program Director GEAR UP Carbajal, Diana <i>This position is fully funded from restricted use sources.</i>	12	1.00	57,747
994746		Regional Coordinator España, Katherine <i>This position is fully funded from restricted use sources.</i>	12	1.00	43,293
994747		College Access Advisor Mick, Sarah <i>This position is fully funded from restricted use sources.</i>	12	1.00	35,568
994748		Assistant Director Mauk, Nichelle <i>This position is fully funded from restricted use sources.</i>	12	1.00	52,000
994749		College Access Advisor Houston, Racquel <i>This position is fully funded from restricted use sources.</i>	12	1.00	35,568

**W.S.U ANNUAL BUDGET**  
**7RAL - Div of Research**  
**For Fiscal Year 2022**

Account Code	Position Number	Name or Account Description	Months	2022 Adopted	
				Budget FTE	Amount
	994750	College Access Advisor Koenigsdorf, Derek <i>This position is fully funded from restricted use sources.</i>	12	1.00	35,568
	994752	College Access Advisor Vacant <i>This position is fully funded from restricted use sources.</i>		1.00	35,568
	994754	Regional Coordinator Crist, Cathy <i>This position is fully funded from restricted use sources.</i>	12	1.00	43,293
	994755	College Access Advisor Vacant <i>This position is fully funded from restricted use sources.</i>		1.00	35,568
	994756	Regional Coordinator Armstrong, Brenda <i>This position is fully funded from restricted use sources.</i>	12	1.00	43,293
	994757	Budget Coordinator Vacant <i>This position is fully funded from restricted use sources.</i>	12	1.00	35,547
	994758	College Access Advisor Vacant <i>This position is fully funded from restricted use sources.</i>		1.00	35,568
	994761	Database Coordinator Tsegaw, Yetnayet <i>This position is fully funded from restricted use sources.</i>	12	1.00	35,547
	994763	College Access Advisor Koenig, Darian <i>This position is fully funded from restricted use sources.</i>	12	1.00	35,568
	994769	Postdoctoral Research Associate Vacant <i>This position is fully funded from restricted use sources.</i>		1.00	34,340
	994783	Program Specialist Vacant <i>This position is fully funded from restricted use sources.</i>	12	1.00	30,472
	994785	Director Ervin, Frances <i>This position is fully funded from restricted use sources.</i>	12	1.00	56,743
	994796	Associate Director/Statistician Souriya, Manivone <i>This position is fully funded from restricted use sources.</i>	12	1.00	48,529
	994797	Director of Middle School Programs			



**W.S.U ANNUAL BUDGET**  
**7RAL - Div of Research**  
**For Fiscal Year 2022**

Account Code	Position Number	Name or Account Description	Months	2022 Adopted	
				Budget FTE	Amount
		Haynes, Stephanie <i>This position is fully funded from restricted use sources.</i>	12	1.00	50,700
	994799	EDA/Financial Literacy Coordinator Baltazar, Sara <i>This position is fully funded from restricted use sources.</i>	12	1.00	38,682
	994800	Educational Development Assistant/ACT-SAT Coordinator Pham, Yen Nhi <i>This position is fully funded from restricted use sources.</i>	12	1.00	36,611
	994801	Program Educational Advisor/Mentoring-Career Coordinator Richard, Myron <i>This position is fully funded from restricted use sources.</i>	12	1.00	37,274
	994802	University Director Ramos, Larry <i>This position is fully funded from restricted use sources.</i>	12	1.00	72,881
	994806	Director Souriya-Mnirajd, Vanessa <i>This position is fully funded from restricted use sources.</i>	12	1.00	57,134
	994808	Director of Student Support Services Rhone, Linda <i>This position is fully funded from restricted use sources.</i>	12	1.00	66,990
	994810	Database Specialist/Academic Advisor Thomas-Hicks, Kamika <i>This position is fully funded from restricted use sources.</i>	12	1.00	41,615
	994838	College Access Advisor Vaca, Olivia <i>This position is fully funded from restricted use sources.</i>	12	1.00	35,568
	994930	Academic Advisor Ross, Nelson <i>This position is fully funded from restricted use sources.</i>	12	1.00	37,088
	995080	Associate Director, Upward Bound Wichita Prep Escobar-Bhattacharjee, Jaya <i>This position is fully funded from restricted use sources.</i>	12	1.00	49,992
	995103	College Access Advisor Fryer, James <i>This position is fully funded from restricted use sources.</i>	12	1.00	35,568
	995154	Assistant Director and Academic Advisor Wright, Karen <i>This position is fully funded from restricted use sources.</i>	12	1.00	45,168
	995217	Project Advisor Winston, Jordan	12	0.75	23,400

**W.S.U ANNUAL BUDGET**  
**7RAL - Div of Research**  
**For Fiscal Year 2022**

Account Code	Position Number	Name or Account Description	Months	2022 Adopted	
				Budget FTE	Amount
		<i>This position is fully funded from restricted use sources.</i>			
	995250	Senior Administrative Assistant Vacant		1.00	30,056
		<i>This position is fully funded from restricted use sources.</i>			
	995306	Senior Administrative Assistant Greene, Pearlnesshia	12	1.00	30,950
		<i>This position is fully funded from restricted use sources.</i>			
	995313	College Access Challenge Grant Assistant Kae, Barbara	12	0.50	22,516
		<i>This position is fully funded from restricted use sources.</i>			
	996042	Assistant Program Director, Upward Bound Foster Care Empowermen Thompson, Shauntelle	12	1.00	43,600
		<i>This position is fully funded from restricted use sources.</i>			
	996160	Site Coordinator Phillips, Shaunita	12	1.00	39,563
		<i>This position is fully funded from restricted use sources.</i>			
	996608	Database Coordinator McNamee, Karen	12	1.00	36,421
		<i>This position is fully funded from restricted use sources.</i>			
	996665	Site Coordinator for Marketing Ortiz Colon, Enid	12	1.00	37,500
		<i>This position is fully funded from restricted use sources.</i>			
	996796	Database Coordinator Banks, Kelly	12	1.00	42,661
		<i>This position is fully funded from restricted use sources.</i>			
	996809	Site Coordinator Payton, Kelly	12	1.00	38,063
		<i>This position is fully funded from restricted use sources.</i>			
	996853	Director of Technical Development and Special Programs Jonas, Paul	12	1.00	232,737
		<i>This position is fully funded from restricted use sources.</i>			
	996868	Site Coordinator Burton, Anetra	12	1.00	40,600
		<i>This position is fully funded from restricted use sources.</i>			
	996876	Executive Director North Wichita GEAR UP Harris, Riccardo	12	1.00	71,050
		<i>This position is fully funded from restricted use sources.</i>			
	996935	Deputy Program Director Vacant		1.00	75,634
		<i>This position is fully funded from restricted use sources.</i>			

**W.S.U ANNUAL BUDGET  
7RAL - Div of Research  
For Fiscal Year 2022**

Account Code	Position Number	Name or Account Description	Months	2022 Adopted	
				Budget FTE	Amount
	996968	Data Specialist/Office Coordinator Vacant <i>This position is fully funded from restricted use sources.</i>	12	1.00	33,259
	997034	Scholarship Coordinator Schwasinger, Richard <i>This position is fully funded from restricted use sources.</i>	12	1.00	45,458
	997046	Project Director Veasey, Derrick <i>This position is fully funded from restricted use sources.</i>	12	1.00	55,825
	997047	College Access Advisor Hammond, Steven <i>This position is fully funded from restricted use sources.</i>	12	1.00	35,568
	997071	Client Service Coordinator Uhler, Bethany <i>This position is fully funded from restricted use sources.</i>	12	1.00	39,978
	997079	Research Associate Butnev, Vladimir <i>This position is fully funded from restricted use sources.</i>	12	1.00	49,144
	997089	College Access Advisor Knisley, Stephanie <i>This position is fully funded from restricted use sources.</i>	12	1.00	35,568
	997093	Assistant Director of Program Database Management Feeney, Travis <i>This position is fully funded from restricted use sources.</i>	12	1.00	48,000
	997099	Director, Upward Bound Wichita Prep Hicks, Rhonda <i>This position is fully funded from restricted use sources.</i>	12	1.00	73,080
	997179	Procurement Counselor (PTAC) Bell, Judy <i>This position is fully funded from restricted use sources.</i>	12	1.00	54,075
	997218	College Access Advisor Held, Mary Grace <i>This position is fully funded from restricted use sources.</i>	12	1.00	35,568
	997250	College Access Advisor-Topeka Kansas Esen, Eyyup <i>This position is fully funded from restricted use sources.</i>	12	1.00	35,568
	997257	Regional Coordinator Kennedy, Amanda <i>This position is fully funded from restricted use sources.</i>	12	1.00	43,293

**W.S.U ANNUAL BUDGET  
7RAL - Div of Research  
For Fiscal Year 2022**

Account Code	Position Number	Name or Account Description	Months	2022 Adopted	
				Budget FTE	Amount
	997262	Regional Coordinator Morales, Silvia <i>This position is fully funded from restricted use sources.</i>	12	1.00	43,293
	997267	Research Associate Butnev, Viktor <i>This position is fully funded from restricted use sources.</i>	12	1.00	49,144
	997272	Laboratory Technician White, William <i>This position is fully funded from restricted use sources.</i>	12	1.00	43,493
	997289	Research Scientist May, Jeffrey <i>This position is fully funded from restricted use sources.</i>	12	0.80	66,350
	997324	Laboratory Technician Vacant <i>This position is fully funded from restricted use sources.</i>		1.00	35,547
	997326	Laboratory Technician Li, Yongchao <i>This position is fully funded from restricted use sources.</i>	12	1.00	40,976
	997339	Program Specialist Vacant <i>This position is fully funded from restricted use sources.</i>		1.00	30,472
	997378	Assistant Director Berg, Lorene <i>This position is fully funded from restricted use sources.</i>	12	1.00	40,600
	997486	Director Williams, Carla <i>This position is fully funded from restricted use sources.</i>	12	1.00	50,000
	997497	Curriculum Coordinator Bruce, Carrington <i>This position is fully funded from restricted use sources.</i>	12	1.00	35,568
	997501	Administrative Assistant Vacant <i>This position is fully funded from restricted use sources.</i>		0.75	22,604
	997506	Veterans Upward Bound Program Specialist Sanders, Julie <i>This position is fully funded from restricted use sources.</i>	12	1.00	37,000
	997537	Administrative Specialist Vacant <i>This position is fully funded from restricted use sources.</i>		1.00	32,510
	997643	College Access Advisor			

**W.S.U ANNUAL BUDGET  
7RAL - Div of Research  
For Fiscal Year 2022**

Account Code	Position Number	Name or Account Description	Months	2022 Adopted	
				Budget FTE	Amount
		Vacant	12	1.00	35,568
		<i>This position is fully funded from restricted use sources.</i>			
	997925	Senior Administrative Assist Yonai, Amy	12	1.00	41,184
		<i>This position is fully funded from restricted use sources.</i>			
	998803	Director Lyday, Stacia	12	1.00	48,000
		<i>This position is fully funded from restricted use sources.</i>			
	998872	Program Director Bennett, Teresa	12	1.00	92,093
		<i>This position is fully funded from restricted use sources.</i>			
	998888	Postdoctoral Fellow Vacant		0.80	32,000
		<i>This position is fully funded from restricted use sources.</i>			
	998908	Administrative Specialist Hallberg, Kayleen	12	1.00	34,694
		<i>This position is fully funded from restricted use sources.</i>			
	998992	College Access Advisor Ricketts, Mark	12	1.00	35,568
		<i>This position is fully funded from restricted use sources.</i>			
	999034	College Access Advisor Jones, Clinton	12	1.00	35,568
		<i>This position is fully funded from restricted use sources.</i>			
	999044	Academic Advisor/Tutor Coordinator Vacant	12	1.00	36,635
		<i>This position is fully funded from restricted use sources.</i>			
	999047	Academic Advisor/Study Skills Coordinator Vacant	12	1.00	36,635
		<i>This position is fully funded from restricted use sources.</i>			
	999101	Manager, Technology Collaborations Carpenter, Robert	12	1.00	145,000
		<i>This position is fully funded from restricted use sources.</i>			
	999127	Associate Director of Finance and Operations Beastall, Lauren	12	1.00	92,000
		<i>This position is fully funded from restricted use sources.</i>			
	999155	Site Coordinator Barnes, Joy	12	1.00	39,563
		<i>This position is fully funded from restricted use sources.</i>			
	999174	Database Coordinator Bennett, Kelli	12	1.00	39,104

**W.S.U ANNUAL BUDGET**  
**7RAL - Div of Research**  
**For Fiscal Year 2022**

Account Code	Position Number	Name or Account Description	Months	2022 Adopted	
				Budget FTE	Amount
		<i>This position is fully funded from restricted use sources.</i>			
	999201	Program Coordinator Atkinson, Laqunda	12	1.00	32,490
		<i>This position is fully funded from restricted use sources.</i>			
	999211	Assistant Director Rogers, Karen	12	1.00	49,938
		<i>This position is fully funded from restricted use sources.</i>			
	999231	Database Coordinator McAlpine, Adrienne	12	1.00	40,602
		<i>This position is fully funded from restricted use sources.</i>			
	999253	Program Specialist Williams, Larry	12	1.00	30,472
		<i>This position is fully funded from restricted use sources.</i>			
	999257	Site Coordinator Hart, Devin	12	1.00	37,500
		<i>This position is fully funded from restricted use sources.</i>			
	999259	Site Coordinator Trevino, Marcos	12	1.00	37,500
		<i>This position is fully funded from restricted use sources.</i>			
	999261	Site Coordinator Jones, Jerry	12	1.00	37,500
		<i>This position is fully funded from restricted use sources.</i>			
	999263	Site Coordinator High, Christopher	12	1.00	37,500
		<i>This position is fully funded from restricted use sources.</i>			
	999264	Site Coordinator Vacant	12	1.00	37,500
		<i>This position is fully funded from restricted use sources.</i>			
	999277	Post Doctoral Research Associate Vacant		0.95	50,000
		<i>This position is fully funded from restricted use sources.</i>			
	999281	College Access Advisor Bonham, Tegan	12	1.00	35,568
		<i>This position is fully funded from restricted use sources.</i>			
	999385	Gear Up Director Wright, Janice	12	1.00	55,915
		<i>This position is fully funded from restricted use sources.</i>			
	999949	College Access Coordinator Hinojosa, Jose	12	1.00	39,860
		<i>This position is fully funded from restricted use sources.</i>			

**W.S.U ANNUAL BUDGET**  
**7RAL - Div of Research**  
**For Fiscal Year 2022**

Account Code	Position Number	Name or Account Description	Months	2022 Adopted	
				Budget FTE	Amount
	999955	College Access Advisor Guthery, Laci <i>This position is fully funded from restricted use sources.</i>	12	1.00	35,568
	999964	Regional Coordinator Shorte', Torisha <i>This position is fully funded from restricted use sources.</i>	12	1.00	43,293
	999971	College Access Advisor Barraza, Vanessa <i>This position is fully funded from restricted use sources.</i>	12	1.00	35,568
	999995	College Access Advisor Vacant <i>This position is fully funded from restricted use sources.</i>		1.00	35,568
1110	Uncl-Salaries-Seasonal and Temp				595,812
1115	Unclassified Salaries-Add'l Comp				606,216
1190	Unclassified Salaries-Vacation				63,181
1160	Unclass Sal-OT/Comp/AHR				6,065
1120	Grad Assistants-Indirect Instruct				3,367
1150	Grad Assistants-Direct Instruction				11,623
1130	Grad Assistants-Research				999,694
	<b>Total Unclassified Salaries</b>			<b>129.55</b>	<b>8,688,363</b>
<b>Total Unclassified Salaries by Fund</b>					
K60009	Kan-Grow Engineering Fund-Year 9			-	-
D99998	Restr Fees TM1 Budget Load ONLY			-	4,939
D99997	Restr Fees Res Budget Load ONLY			-	308,111
R51802	SR FSH GlycoFormA YR3 2/1/18-1/31/1			1.00	35,547
R52349	SR Entegris -Synthesis of Functiona			0.50	35,568
C52393	RU CS PTAC			-	-
C52739	RU CS PTAC			1.24	66,687
D11071	SRO ORA Startup Gong M			1.00	34,340
D11072	SRO ORA Startup Mitchell-Koch K			0.80	32,000
D11135	SRO Startup Alexandre Shvartsburg			1.00	51,000
D11311	SRO Firepoint Innovations			0.50	125,000
D11460	SRO Startup Dr. Coleen Pugh			2.00	90,000
D99996	Spon Res OH Budget Load ONLY			-	390,514
D99999	RU Research TM1 Budget Load ONLY			-	1,582,394
R51360	SR KSGC WSU Central Office			-	-
R51570	SR Linking CRP Grassland Management			-	-
R51744	SR NIH PO1 Core A WSU			5.80	290,291
R51768	SR FirePoint Innovations: Innovat			-	-
R51863	SR KSU/NIH-Small Molecule Protease			0.50	20,686
R51923	SR FirePoint Innovations: SORE #8			1.00	70,000
R52102	SR Michigan State Univ.(NIJ)-Assess			0.95	50,000
R52149	SR WSU Upward Bound Comm. FY20			-	-
R52246	SR Education Opportunity Ctr 2020			-	-
R52247	SR KS Kids@ Gear Up 2020			-	-
R52248	TRIO Educational Talent Search Prog			-	-
R52249	WSU-Upward Bound:Foster Care EMP			-	-
R52250	DOE-Upward Bound Wichita Prep FY20			-	-

**W.S.U ANNUAL BUDGET**  
**7RAL - Div of Research**  
**For Fiscal Year 2022**

Account Code	Position Number	Name or Account Description	Months	2022 Adopted	
				Budget FTE	Amount
R52259		SR TRIO Disability Support Services		-	-
R52272		SR WSU Veterans Upward Bound FY20		-	-
R52287		SR South Wichita Gear Up 2019-2020		-	-
R52288		SR North Wichita Gear Up 2019-2020		-	-
R52289		SR West GU 09/26/19-09/25/20		-	-
R52290		SR Southeast GU 9/26/19- 9/25/20		-	-
R52293		SR Haysville GEAR UP		-	-
R52311		SR Student Support Services 2020		-	-
R52315		SR McNair Postbaccalaureate Achieve		-	-
R52316		SR FirePoint Innovations: SORE#10		1.00	72,000
R52318		SR FirePoint Innovations: SORE #12		1.00	145,000
R52321		SR FirePoint Innovations: SORE #15		1.00	166,461
R52329		SR FirePoint Innovations: SORE #23		1.00	232,737
R52330		SR FirePoint Innovations: Prog Mgmt		2.00	342,000
R52336		SR Upward Bound Math Science		-	-
R52393		SR Kansas Procurement Tech Asst Ctr		-	-
R52533		SR WSU Upward Bound Comm.FY21		2.75	108,172
R52545		SR KSGC WSU Central Office		1.00	45,011
R52593		SR KS Kids @ Gear Up 2021		32.50	1,275,355
R52618		SR Education Opportunity Ctr 2021		4.00	148,159
R52628		SR USDOE-Trio DSS 2021		4.00	165,098
R52632		SR South Wichita GEAR UP 2020-2021		3.00	114,189
R52633		SR North Wichita Gear Up 20-21		6.00	286,856
R52634		SR West GU 9/26/20 to 9/25/21		6.50	265,715
R52635		SR Southeast GU 9/26/20-9/25/21		6.50	263,307
R52636		SR TRIO Educational Talent Search P		6.00	284,677
R52637		SR Upward Bound Math Science		3.75	152,315
R52639		DOE Upward Bound Wichita Prep 2021		4.00	208,075
R52640		SR DOE WSU UP:Foster Care Empowerme		1.00	43,600
R52646		SR Haysville GEAR UP		8.00	318,843
R52647		SR Student Support Services 2021		6.00	256,959
R52650		SR McNair Postbaccalaureate Achieve		3.00	123,145
R52651		SR DOE-WSU Vet.Upward Bound FY21		4.00	155,759
R52673		SR DOJ#WSUWeSupportU Sexual Violenc		1.00	44,990
R52739		SR Kansas Procurement Tech Asst Ctr		4.26	282,861
<b>Total Unclassified Salaries by Fund</b>				<b>129.55</b>	<b>8,688,363</b>

**STUDENT ASSISTANTS AND BENEFITS**

1200	Student Salaries-Regular	706,261
1220	Student Sal-Workstudy Federal	10,586
1760	State Leave Pymt Assessment	61,930
1780	Parking Fee	2
1810	KPERS Retirement	9,399
1830	Regents Retirement	525,447
1850	TIAA Disability	70,507
1911	Medicare	108,711
1912	OASDI	451,722
1925	Grad Assistant Grp Health Ins	59,009
1750	Dependent Health Insurance	100,035
1752	Healthy Kids Health Insurance	698
1950	Single Group Health Insurance	766,400
1970	Workers Compensation	28,949
1980	Unemployment Compensation	7,454



**W.S.U ANNUAL BUDGET**  
**7RAL - Div of Research**  
**For Fiscal Year 2022**

Account Code	Position Number	Name or Account Description	Months	2022 Adopted	
				Budget FTE	Amount
<b>Total Students and Fringe Benefits</b>					<b>2,907,110</b>
<b>Total Students and Fringe Benefits by Fund</b>					
K60009		Kan-Grow Engineering Fund-Year 9			-
D99998		Restr Fees TM1 Budget Load ONLY			68,243
D99997		Restr Fees Res Budget Load ONLY			120,778
R51802		SR FSH GlycoFormA YR3 2/1/18-1/31/1			3,451
R52349		SR Entegris -Synthesis of Functiona			6,476
C52393		RU CS PTAC			-
C52739		RU CS PTAC			18,889
D11071		SRO ORA Startup Gong M			3,333
D11072		SRO ORA Startup Mitchell-Koch K			3,105
D11135		SRO Startup Alexandre Shvartsburg			4,948
D11311		SRO Firepoint Innovations			28,873
D11460		SRO Startup Dr. Coleen Pugh			20,308
D99996		Spon Res OH Budget Load ONLY			50,873
D99999		RU Research TM1 Budget Load ONLY			706,678
R51360		SR KSGC WSU Central Office			-
R51570		SR Linking CRP Grassland Management			-
R51744		SR NIH PO1 Core A WSU			91,684
R51768		SR FirePoint Innovations: Innovat			-
R51863		SR KSU/NIH-Small Molecule Protease			2,008
R51923		SR FirePoint Innovations: SORE #8			20,522
R52102		SR Michigan State Univ.(NIJ)-Assess			4,849
R52149		SR WSU Upward Bound Comm. FY20			-
R52246		SR Education Opportunity Ctr 2020			-
R52247		SR KS Kids@ Gear Up 2020			-
R52248		TRIO Educational Talent Search Prog			-
R52249		WSU-Upward Bound:Foster Care EMP			-
R52250		DOE-Upward Bound Wichita Prep FY20			-
R52259		SR TRIO Disability Support Services			-
R52272		SR WSU Veterans Upward Bound FY20			-
R52287		SR South Wichita Gear Up 2019-2020			-
R52288		SR North Wichita Gear Up 2019-2020			-
R52289		SR West GU 09/26/19-09/25/20			-
R52290		SR Southeast GU 9/26/19- 9/25/20			-
R52293		SR Haysville GEAR UP			-
R52311		SR Student Support Services 2020			-
R52315		SR McNair Postbaccalaureate Achieve			-
R52316		SR FirePoint Innovations: SORE#10			13,104
R52318		SR FirePoint Innovations: SORE #12			37,668
R52321		SR FirePoint Innovations: SORE #15			36,647
R52329		SR FirePoint Innovations: SORE #23			48,235
R52330		SR FirePoint Innovations: Prog Mgmt			78,332
R52336		SR Upward Bound Math Science			-
R52393		SR Kansas Procurement Tech Asst Ctr			-
R52533		SR WSU Upward Bound Comm.FY21			33,300
R52545		SR KSGC WSU Central Office			19,628
R52593		SR KS Kids @ Gear Up 2021			423,184
R52618		SR Education Opportunity Ctr 2021			54,703
R52628		SR USDOE-Trio DSS 2021			68,273
R52632		SR South Wichita GEAR UP 2020-2021			44,074
R52633		SR North Wichita Gear Up 20-21			102,311
R52634		SR West GU 9/26/20 to 9/25/21			99,156

**W.S.U ANNUAL BUDGET**  
**7RAL - Div of Research**  
**For Fiscal Year 2022**

Account Code	Position Number	Name or Account Description	Months	2022 Adopted	
				Budget FTE	Amount
R52635		SR Southeast GU 9/26/20-9/25/21			83,894
R52636		SR TRIO Educational Talent Search P			113,852
R52637		SR Upward Bound Math Science			35,529
R52639		DOE Upward Bound Wichita Prep 2021			68,226
R52640		SR DOE WSU UP:Foster Care Empowerme			15,698
R52646		SR Haysville GEAR UP			108,661
R52647		SR Student Support Services 2021			78,898
R52650		SR McNair Postbaccalaureate Achieve			49,157
R52651		SR DOE-WSU Vet.Upward Bound FY21			55,714
R52673		SR DOJ#WSUWeSupportU Sexual Violenc			15,974
R52739		SR Kansas Procurement Tech Asst Ctr			57,175
R40041		Federal Work Study Program			10,701
<b>Total Students and Fringe Benefits</b>					<b>2,907,110</b>
<b>Total Salaries and Fringe Benefits</b>				<b>130.55</b>	<b>11,627,047</b>
<b>Total Salaries and Fringe Benefits by Fund</b>					
K60009		Kan-Grow Engineering Fund-Year 9		-	-
D99998		Restr Fees TM1 Budget Load ONLY		-	73,182
D99997		Restr Fees Res Budget Load ONLY		-	428,889
R51802		SR FSH GlycoFormA YR3 2/1/18-1/31/1		1.00	38,998
R52349		SR Entegris -Synthesis of Functiona		0.50	42,044
C52393		RU CS PTAC		-	-
C52739		RU CS PTAC		1.24	85,576
D11071		SRO ORA Startup Gong M		1.00	37,673
D11072		SRO ORA Startup Mitchell-Koch K		0.80	35,105
D11135		SRO Startup Alexandre Shvartsburg		1.00	55,948
D11311		SRO Firepoint Innovations		0.50	153,873
D11460		SRO Startup Dr. Coleen Pugh		2.00	110,308
D99996		Spon Res OH Budget Load ONLY		-	441,387
D99999		RU Research TM1 Budget Load ONLY		-	2,289,072
R51360		SR KSGC WSU Central Office		-	-
R51570		SR Linking CRP Grassland Management		-	-
R51744		SR NIH PO1 Core A WSU		5.80	381,975
R51768		SR FirePoint Innovations: Innovat		-	-
R51863		SR KSU/NIH-Small Molecule Protease		0.50	22,694
R51923		SR FirePoint Innovations: SORE #8		1.00	90,522
R52102		SR Michigan State Univ.(NIJ)-Assess		0.95	54,849
R52149		SR WSU Upward Bound Comm. FY20		-	-
R52246		SR Education Opportunity Ctr 2020		-	-
R52247		SR KS Kids@ Gear Up 2020		-	-
R52248		TRIO Educational Talent Search Prog		-	-
R52249		WSU-Upward Bound:Foster Care EMP		-	-
R52250		DOE-Upward Bound Wichita Prep FY20		-	-
R52259		SR TRIO Disability Support Services		-	-
R52272		SR WSU Veterans Upward Bound FY20		-	-
R52287		SR South Wichita Gear Up 2019-2020		-	-
R52288		SR North Wichita Gear Up 2019-2020		-	-
R52289		SR West GU 09/26/19-09/25/20		-	-
R52290		SR Southeast GU 9/26/19- 9/25/20		-	-
R52293		SR Haysville GEAR UP		-	-
R52311		SR Student Support Services 2020		-	-
R52315		SR McNair Postbaccalaureate Achieve		-	-
R52316		SR FirePoint Innovations: SORE#10		1.00	85,104

**W.S.U ANNUAL BUDGET**  
**7RAL - Div of Research**  
**For Fiscal Year 2022**

Account Code	Position Number	Name or Account Description	Months	2022 Adopted	
				Budget FTE	Amount
R52318		SR FirePoint Innovations: SORE #12		1.00	182,668
R52321		SR FirePoint Innovations: SORE #15		1.00	203,108
R52329		SR FirePoint Innovations: SORE #23		1.00	280,972
R52330		SR FirePoint Innovations: Prog Mgmt		2.00	420,332
R52336		SR Upward Bound Math Science		-	-
R52393		SR Kansas Procurement Tech Asst Ctr		-	-
R52533		SR WSU Upward Bound Comm.FY21		2.75	141,472
R52545		SR KSGC WSU Central Office		1.00	64,639
R52593		SR KS Kids @ Gear Up 2021		32.50	1,698,539
R52618		SR Education Opportunity Ctr 2021		4.00	202,862
R52628		SR USDOE-Trio DSS 2021		4.00	233,371
R52632		SR South Wichita GEAR UP 2020-2021		3.00	158,263
R52633		SR North Wichita Gear Up 20-21		6.00	389,167
R52634		SR West GU 9/26/20 to 9/25/21		6.50	364,871
R52635		SR Southeast GU 9/26/20-9/25/21		6.50	347,201
R52636		SR TRIO Educational Talent Search P		7.00	430,103
R52637		SR Upward Bound Math Science		3.75	187,844
R52639		DOE Upward Bound Wichita Prep 2021		4.00	276,301
R52640		SR DOE WSU UP:Foster Care Empowerme		1.00	59,298
R52646		SR Haysville GEAR UP		8.00	427,504
R52647		SR Student Support Services 2021		6.00	335,857
R52650		SR McNair Postbaccalaureate Achieve		3.00	172,302
R52651		SR DOE-WSU Vet.Upward Bound FY21		4.00	211,473
R52673		SR DOJ#WSUWeSupportU Sexual Violenc		1.00	60,964
R52739		SR Kansas Procurement Tech Asst Ctr		4.26	340,036
R40041		Federal Work Study Program		-	10,701
<b>Total Salaries and Fringe Benefits</b>				<b>130.55</b>	<b>11,627,047</b>
<b>OTHER OPERATING EXPENDITURES (OOE)</b>					
7C		Contractual Services			54,359,471
7F		Commodities			1,467,375
7H		Capital Outlay			10,822,176
7L		Grants Claims & Shared Revenue			8,861,168
7V		Miscellaneous Non Expense			2,595,463
7X		Indirect Costs			6,286,881
7Z		Transfers Out			839,386
<b>Total OOE</b>					<b>85,231,920</b>
<b>Total OOE by Fund</b>					
K60009		Kan-Grow Engineering Fund-Year 9			-
K60010		Kan-Grow Engineering Fund-Year 10			3,500,000
D99998		Restr Fees TM1 Budget Load ONLY			2,261,668
D99997		Restr Fees Res Budget Load ONLY			1,103,665
D99996		Spon Res OH Budget Load ONLY			1,494,538
D99999		RU Research TM1 Budget Load ONLY			76,872,049
<b>Total OOE by Fund</b>					<b>85,231,920</b>
<b>Total FTE and Expenditures</b>				<b>130.55</b>	<b>96,858,967</b>
<b>Total FTE and Expenditures by Fund</b>					
K60009		Kan-Grow Engineering Fund-Year 9		-	-
K60010		Kan-Grow Engineering Fund-Year 10		-	3,500,000
D99998		Restr Fees TM1 Budget Load ONLY		-	2,334,850
D99997		Restr Fees Res Budget Load ONLY		-	1,532,554
R51802		SR FSH GlycoFormA YR3 2/1/18-1/31/1		1.00	38,998
R52349		SR Entegris -Synthesis of Functiona		0.50	42,044

**W.S.U ANNUAL BUDGET**  
**7RAL - Div of Research**  
**For Fiscal Year 2022**

Account Code	Position Number	Name or Account Description	Months	2022 Adopted	
				Budget FTE	Amount
C52393		RU CS PTAC		-	-
C52739		RU CS PTAC		1.24	85,576
D11071		SRO ORA Startup Gong M		1.00	37,673
D11072		SRO ORA Startup Mitchell-Koch K		0.80	35,105
D11135		SRO Startup Alexandre Shvartsburg		1.00	55,948
D11311		SRO Firepoint Innovations		0.50	153,873
D11460		SRO Startup Dr. Coleen Pugh		2.00	110,308
D99996		Spon Res OH Budget Load ONLY		-	1,935,925
D99999		RU Research TM1 Budget Load ONLY		-	79,161,121
R51360		SR KSGC WSU Central Office		-	-
R51570		SR Linking CRP Grassland Management		-	-
R51744		SR NIH PO1 Core A WSU		5.80	381,975
R51768		SR FirePoint Innovations: Innovat		-	-
R51863		SR KSU/NIH-Small Molecule Protease		0.50	22,694
R51923		SR FirePoint Innovations: SORE #8		1.00	90,522
R52102		SR Michigan State Univ.(NIJ)-Assess		0.95	54,849
R52149		SR WSU Upward Bound Comm. FY20		-	-
R52246		SR Education Opportunity Ctr 2020		-	-
R52247		SR KS Kids@ Gear Up 2020		-	-
R52248		TRIO Educational Talent Search Prog		-	-
R52249		WSU-Upward Bound:Foster Care EMP		-	-
R52250		DOE-Upward Bound Wichita Prep FY20		-	-
R52259		SR TRIO Disability Support Services		-	-
R52272		SR WSU Veterans Upward Bound FY20		-	-
R52287		SR South Wichita Gear Up 2019-2020		-	-
R52288		SR North Wichita Gear Up 2019-2020		-	-
R52289		SR West GU 09/26/19-09/25/20		-	-
R52290		SR Southeast GU 9/26/19- 9/25/20		-	-
R52293		SR Haysville GEAR UP		-	-
R52311		SR Student Support Services 2020		-	-
R52315		SR McNair Postbaccalaureate Achieve		-	-
R52316		SR FirePoint Innovations: SORE#10		1.00	85,104
R52318		SR FirePoint Innovations: SORE #12		1.00	182,668
R52321		SR FirePoint Innovations: SORE #15		1.00	203,108
R52329		SR FirePoint Innovations: SORE #23		1.00	280,972
R52330		SR FirePoint Innovations: Prog Mgmt		2.00	420,332
R52336		SR Upward Bound Math Science		-	-
R52393		SR Kansas Procurement Tech Asst Ctr		-	-
R52533		SR WSU Upward Bound Comm.FY21		2.75	141,472
R52545		SR KSGC WSU Central Office		1.00	64,639
R52593		SR KS Kids @ Gear Up 2021		32.50	1,698,539
R52618		SR Education Opportunity Ctr 2021		4.00	202,862
R52628		SR USDOE-Trio DSS 2021		4.00	233,371
R52632		SR South Wichita GEAR UP 2020-2021		3.00	158,263
R52633		SR North Wichita Gear Up 20-21		6.00	389,167
R52634		SR West GU 9/26/20 to 9/25/21		6.50	364,871
R52635		SR Southeast GU 9/26/20-9/25/21		6.50	347,201
R52636		SR TRIO Educational Talent Search P		7.00	430,103
R52637		SR Upward Bound Math Science		3.75	187,844
R52639		DOE Upward Bound Wichita Prep 2021		4.00	276,301
R52640		SR DOE WSU UP:Foster Care Empowerme		1.00	59,298
R52646		SR Haysville GEAR UP		8.00	427,504
R52647		SR Student Support Services 2021		6.00	335,857

**W.S.U ANNUAL BUDGET**  
**7RAL - Div of Research**  
**For Fiscal Year 2022**

Account Code	Position Number	Name or Account Description	Months	2022 Adopted	
				Budget FTE	Amount
R52650		SR McNair Postbaccalaureate Achieve		3.00	172,302
R52651		SR DOE-WSU Vet.Upward Bound FY21		4.00	211,473
R52673		SR DOJ#WSUWeSupportU Sexual Violenc		1.00	60,964
R52739		SR Kansas Procurement Tech Asst Ctr		4.26	340,036
R40041		Federal Work Study Program		-	10,701
<b>Total FTE and Expenditures by Fund</b>				<b>130.55</b>	<b>96,858,967</b>

**Wichita State University  
Fiscal Year 2022 Annual Operating Budget**

**Research Program  
Program Code 45000**

**Research Program Budget Summary**

<b>Expenditures</b>	<b>General Use Funds</b>				<b>Restricted Use Funds</b>	<b>Total Budget</b>	<b>% of Total Budget</b>
	<b>State General Fund</b>	<b>General Fees (Tuition) Fund</b>	<b>Total</b>	<b>% of General Use Budget</b>			
<b>Salaries and Fringe Benefits</b>							
University Support Staff Salaries	\$ -	\$ -	\$ -	0.0%	\$ -	\$ -	0.0%
Unclassified Salaries	96,031	157,182	253,213	1.5%	44,664,463	44,917,676	20.5%
Student Salaries	-	-	-	0.0%	7,308,690	7,308,690	3.3%
Fringe Benefits	16,698	48,899	65,597	0.4%	10,792,141	10,857,738	4.9%
Shrinkage	(2,571)	(4,700)	(7,271)	0.0%	-	(7,271)	0.0%
<b>Subtotal Salaries and Fringe Benefits</b>	<b>\$ 110,158</b>	<b>\$ 201,381</b>	<b>\$ 311,539</b>	<b>1.8%</b>	<b>\$ 62,765,294</b>	<b>\$ 63,076,833</b>	<b>28.7%</b>
<b>Other Operating Expenditures</b>	<b>\$ 16,854,200</b>	<b>\$ 119,646</b>	<b>\$ 16,973,846</b>	<b>98.2%</b>	<b>\$ 139,421,525</b>	<b>\$ 156,395,371</b>	<b>71.3%</b>
<b>Total Research Program Budget</b>	<b>\$ 16,964,358</b>	<b>\$ 321,027</b>	<b>\$ 17,285,385</b>	<b>100.0%</b>	<b>\$ 202,186,819</b>	<b>\$ 219,472,204</b>	<b>100.0%</b>

Summary excludes nonreportable expenditures

**Wichita State University**  
**Fiscal Year 2022 Annual Operating Budget**

**Public Service Program**  
**Program Code 46000**

**Public Service Program Definition**

The Public Service Program includes funds expended for activities established primarily to provide services beneficial to individuals and groups external to the institution. These activities include community service programs and non-credit instruction. Included in this program are conferences, institutes, general advisory services, reference bureaus, public broadcasting, consulting, community education, training grants, and other similar services to particular sectors of the community. The Public Service Program is further divided into three sub-programs: Community Services (46320), Public Broadcasting (46340) and Community Education (46350).

**W.S.U ANNUAL BUDGET**  
**102142 - Public Policy and Management Center**  
**For Fiscal Year 2022**

Account Code	Position Number	Name or Account Description	Months	2022 Adopted	
				Budget FTE	Amount
<b>USS SALARIES</b>					
<b>1000 USS Salaries-Permanent</b>					
<b>Total USS Salaries</b>				-	-
<b>Total USS Salaries by Fund</b>					
<b>Total USS Salaries by Fund</b>				-	-
<b>UNCLASSIFIED SALARIES</b>					
<b>1100 Unclassified Salaries-Permanent (Including 1105 - Stipend)</b>					
991471		Research and Program Evaluation Manager Vacant <i>This position is fully funded from restricted use sources.</i>		1.00	66,000
992988		Program Manager Hammack, Abigail <i>This position is fully funded from restricted use sources.</i>	12	1.00	42,000
993778		Program Manager Vacant <i>This position is fully funded from restricted use sources.</i>		1.00	61,509
993789		Event Coordinator Vacant <i>This position is fully funded from restricted use sources.</i>		1.00	40,019
993792		Community Development Manager Johnson, Angeline <i>This position is fully funded from restricted use sources.</i>	12	1.00	76,000
994703		Program Manager Vacant <i>This position is fully funded from restricted use sources.</i>		1.00	44,662
994858		Director of the Public Policy and Management Center Bruckner, Misty <i>This position is fully funded from restricted use sources.</i>	12	1.00	91,033
995465		Program Manager Vacant <i>This position is fully funded from restricted use sources.</i>		1.00	65,000
997006		Business Manager Shaffer, Sarah <i>This position is fully funded from restricted use sources.</i>	12	1.00	54,641
997060		Program Manager Barnes, Morgan <i>This position is fully funded from restricted use sources.</i>	12	1.00	50,437
997513		Talent and Professional Services Manager			



**W.S.U ANNUAL BUDGET**  
**102142 - Public Policy and Management Center**  
**For Fiscal Year 2022**

Account Code	Position Number	Name or Account Description	Months	2022 Adopted	
				Budget FTE	Amount
		Downs, Paula	12	1.00	78,278
		<i>This position is fully funded from restricted use sources.</i>			
	997775	Communications Coordinator			
		Vacant		1.00	43,645
		<i>This position is fully funded from restricted use sources.</i>			
	997975	Evaluation and Research Manager			
		Dodson, Lisa	12	1.00	81,349
		<i>This position is fully funded from restricted use sources.</i>			
	1110	Uncl-Salaries-Seasonal and Temp			60,000
		<b>Total Unclassified Salaries</b>		<b>13.00</b>	<b>854,573</b>
		<b>Total Unclassified Salaries by Fund</b>			
	D10187	RU Public Policy and Mgmt Center		13.00	854,573
		<b>Total Unclassified Salaries by Fund</b>		<b>13.00</b>	<b>854,573</b>
<b>STUDENT ASSISTANTS AND BENEFITS</b>					
	1760	State Leave Pymt Assessment			5,645
	1830	Regents Retirement			40,272
	1850	TIAA Disability			7,951
	1911	Medicare			12,290
	1912	OASDI			52,536
	1750	Dependent Health Insurance			7,410
	1950	Single Group Health Insurance			31,348
	1970	Workers Compensation			2,642
	1980	Unemployment Compensation			684
		<b>Total Students and Fringe Benefits</b>			<b>160,778</b>
		<b>Total Students and Fringe Benefits by Fund</b>			
	D10187	RU Public Policy and Mgmt Center			160,778
		<b>Total Students and Fringe Benefits</b>			<b>160,778</b>
		<b>Total Salaries and Fringe Benefits</b>		<b>13.00</b>	<b>1,015,351</b>
		<b>Total Salaries and Fringe Benefits by Fund</b>			
	D10187	RU Public Policy and Mgmt Center		13.00	1,015,351
		<b>Total Salaries and Fringe Benefits</b>		<b>13.00</b>	<b>1,015,351</b>
<b>OTHER OPERATING EXPENDITURES (OOE)</b>					
	7C	Contractual Services			237,425
	7F	Commodities			82,578
	7H	Capital Outlay			7,077
	7Z	Transfers Out			258,094
		<b>Total OOE</b>			<b>585,174</b>
		<b>Total OOE by Fund</b>			
	A2000	GU General Fees Fund			893
	D10187	RU Public Policy and Mgmt Center			41,217
	D10669	RU PPMC - CCMFOA Conferences			123,660
	D10749	RU KSGFOA Memberships			8,470
	D10750	RU Professional Development Fund			67,302
	D10770	RU Public Pol and Mgmt Ctr-KSGFOA			55,476
	D10771	RU Midwest Public Finance Conf			9,817
	D10772	RU Public Pol and Mgmt Ctr-KCCEOA			13,965
	D10773	RU Pub Policy/Mgmt Ct-HUD Sus Comm			-
	D10774	RU Pub Pol/Mgmt-Other Projects			183,373

**W.S.U ANNUAL BUDGET**  
**102142 - Public Policy and Management Center**  
**For Fiscal Year 2022**

Account Code	Position Number	Name or Account Description	Months	2022 Adopted	
				Budget FTE	Amount
	D11229	RU KMA Memberships			4,848
	D11230	RU KMA Operations			5,000
	D11327	RU KMA Conferences			16,000
	D11328	RU Women in Public Service			2,500
	D11333	RU KACM Seminar			4,500
	D11347	RU KSGFOA Conferences			12,153
	D11560	RU PPMC Community Development			36,000
		<b>Total OOE by Fund</b>			<b>585,174</b>
<b>Total FTE and Expenditures</b>				<b>13.00</b>	<b>1,600,525</b>
<b>Total FTE and Expenditures by Fund</b>					
	A2000	GU General Fees Fund		-	893
	D10187	RU Public Policy and Mgmt Center		13.00	1,056,568
	D10669	RU PPMC - CCMFOA Conferences		-	123,660
	D10749	RU KSGFOA Memberships		-	8,470
	D10750	RU Professional Development Fund		-	67,302
	D10770	RU Public Pol and Mgmt Ctr-KSGFOA		-	55,476
	D10771	RU Midwest Public Finance Conf		-	9,817
	D10772	RU Public Pol and Mgmt Ctr-KCCEOA		-	13,965
	D10773	RU Pub Policy/Mgmt Ct-HUD Sus Comm		-	-
	D10774	RU Pub Pol/Mgmt-Other Projects		-	183,373
	D11229	RU KMA Memberships		-	4,848
	D11230	RU KMA Operations		-	5,000
	D11327	RU KMA Conferences		-	16,000
	D11328	RU Women in Public Service		-	2,500
	D11333	RU KACM Seminar		-	4,500
	D11347	RU KSGFOA Conferences		-	12,153
	D11560	RU PPMC Community Development		-	36,000
		<b>Total FTE and Expenditures by Fund</b>		<b>13.00</b>	<b>1,600,525</b>

**W.S.U ANNUAL BUDGET**  
**102146 - Fairmount Ctr - Science & Math Educ**  
**For Fiscal Year 2022**

Account Code	Position Number	Name or Account Description	Months	2022 Adopted	
				Budget FTE	Amount
<b>USS SALARIES</b>					
<b>1000 USS Salaries-Permanent</b>					
<b>Total USS Salaries</b>				-	-
<b>Total USS Salaries by Fund</b>					
<b>Total USS Salaries by Fund</b>				-	-
<b>UNCLASSIFIED SALARIES</b>					
<b>1100 Unclassified Salaries-Permanent (Including 1105 - Stipend)</b>					
997882		LAS STEM Outreach Coordinator Fisher, Jill	12	1.00	55,446
<i>This position is fully funded from restricted use sources.</i>					
<b>Total Unclassified Salaries</b>				<b>1.00</b>	<b>55,446</b>
<b>Total Unclassified Salaries by Fund</b>					
A0003		GU State General Fund		-	-
D10188		RU Fairmount Ctr - Science & Math		1.00	55,446
<b>Total Unclassified Salaries by Fund</b>				<b>1.00</b>	<b>55,446</b>
<b>STUDENT ASSISTANTS AND BENEFITS</b>					
1690		Shrinkage			-
1760		State Leave Pymt Assessment			366
1830		Regents Retirement			4,713
1850		TIAA Disability			555
1911		Medicare			794
1912		OASDI			3,394
1950		Single Group Health Insurance			7,837
1970		Workers Compensation			171
1980		Unemployment Compensation			44
<b>Total Students and Fringe Benefits</b>					<b>17,874</b>
<b>Total Students and Fringe Benefits by Fund</b>					
A0003		GU State General Fund			-
D10188		RU Fairmount Ctr - Science & Math			17,874
<b>Total Students and Fringe Benefits</b>					<b>17,874</b>
<b>Total Salaries and Fringe Benefits</b>				<b>1.00</b>	<b>73,320</b>
<b>Total Salaries and Fringe Benefits by Fund</b>					
A0003		GU State General Fund		-	-
D10188		RU Fairmount Ctr - Science & Math		1.00	73,320
<b>Total Salaries and Fringe Benefits</b>				<b>1.00</b>	<b>73,320</b>
<b>OTHER OPERATING EXPENDITURES (OOE)</b>					
7C		Contractual Services			36,990
7F		Commodities			2,520
7V		Miscellaneous Non Expense			77
<b>Total OOE</b>					<b>39,587</b>
<b>Total OOE by Fund</b>					
A2000		GU General Fees Fund			180
D10188		RU Fairmount Ctr - Science & Math			2,230
D10644		RU Science Olympiad			36,007

**W.S.U ANNUAL BUDGET**  
**102146 - Fairmount Ctr - Science & Math Educ**  
**For Fiscal Year 2022**

Account Code	Position Number	Name or Account Description	Months	2022 Adopted	
				Budget FTE	Amount
	D10645	RU Jason Project			1,170
		<b>Total OOE by Fund</b>			<b>39,587</b>
		<b>Total FTE and Expenditures</b>		<b>1.00</b>	<b>112,907</b>
<b>Total FTE and Expenditures by Fund</b>					
	A0003	GU State General Fund		-	-
	A2000	GU General Fees Fund		-	180
	D10188	RU Fairmount Ctr - Science & Math		1.00	75,550
	D10644	RU Science Olympiad		-	36,007
	D10645	RU Jason Project		-	1,170
		<b>Total FTE and Expenditures by Fund</b>		<b>1.00</b>	<b>112,907</b>

**W.S.U ANNUAL BUDGET**  
**102306 - The Research Partnership**  
**For Fiscal Year 2022**

Account Code	Position Number	Name or Account Description	Months	2022 Adopted	
				Budget FTE	Amount
<b>USS SALARIES</b>					
<b>1000 USS Salaries-Permanent</b>					
<b>Total USS Salaries</b>				-	-
<b>Total USS Salaries by Fund</b>					
<b>Total USS Salaries by Fund</b>				-	-
<b>UNCLASSIFIED SALARIES</b>					
<b>1100 Unclassified Salaries-Permanent (Including 1105 - Stipend)</b>					
	998935	Operations Manager of The Research Partnership Mishler, Robin	12	1.00	45,675
<i>This position is fully funded from restricted use sources.</i>					
	1110	Uncl-Salaries-Seasonal and Temp			25,000
	1115	Unclassified Salaries-Add'l Comp			20,000
<b>Total Unclassified Salaries</b>				<b>1.00</b>	<b>90,675</b>
<b>Total Unclassified Salaries by Fund</b>					
	D10191	RU Research Partnership		1.00	90,675
<b>Total Unclassified Salaries by Fund</b>				<b>1.00</b>	<b>90,675</b>
<b>STUDENT ASSISTANTS AND BENEFITS</b>					
	1200	Student Salaries-Regular			2,000
	1760	State Leave Pymt Assessment			613
	1830	Regents Retirement			5,584
	1850	TIAA Disability			657
	1911	Medicare			1,307
	1912	OASDI			5,583
	1950	Single Group Health Insurance			7,837
	1970	Workers Compensation			287
	1980	Unemployment Compensation			75
<b>Total Students and Fringe Benefits</b>					<b>23,943</b>
<b>Total Students and Fringe Benefits by Fund</b>					
	D10191	RU Research Partnership			23,943
<b>Total Students and Fringe Benefits</b>					<b>23,943</b>
<b>Total Salaries and Fringe Benefits</b>				<b>1.00</b>	<b>114,618</b>
<b>Total Salaries and Fringe Benefits by Fund</b>					
	D10191	RU Research Partnership		1.00	114,618
<b>Total Salaries and Fringe Benefits</b>				<b>1.00</b>	<b>114,618</b>
<b>OTHER OPERATING EXPENDITURES (OOE)</b>					
	7C	Contractual Services			46,882
	7F	Commodities			2,000
	7H	Capital Outlay			6,000
	7L	Grants Claims & Shared Revenue			10,000
	7Z	Transfers Out			5,000
<b>Total OOE</b>					<b>69,882</b>
<b>Total OOE by Fund</b>					
	D10191	RU Research Partnership			69,882
<b>Total OOE by Fund</b>					<b>69,882</b>

**W.S.U ANNUAL BUDGET**  
**102306 - The Research Partnership**  
**For Fiscal Year 2022**

Account Code	Position Number	Name or Account Description	Months	2022 Adopted	
				Budget FTE	Amount
<b>Total FTE and Expenditures</b>				<b>1.00</b>	<b>184,500</b>
<b>Total FTE and Expenditures by Fund</b>					
	D10191	RU Research Partnership		1.00	184,500
<b>Total FTE and Expenditures by Fund</b>				<b>1.00</b>	<b>184,500</b>

**W.S.U ANNUAL BUDGET**  
**102343 - Small Business Development Center**  
**For Fiscal Year 2022**

Account Code	Position Number	Name or Account Description	Months	2022 Adopted	
				Budget FTE	Amount
<b>USS SALARIES</b>					
<b>1000 USS Salaries-Permanent</b>					
<b>Total USS Salaries</b>				-	-
<b>Total USS Salaries by Fund</b>					
<b>Total USS Salaries by Fund</b>				-	-
<b>UNCLASSIFIED SALARIES</b>					
<b>1100 Unclassified Salaries-Permanent (Including 1105 - Stipend)</b>					
994872	Consultant Vacant			1.00	52,936
<i>This position is fully funded from restricted use sources.</i>					
997037	Tech Center Director Vacant			1.00	83,230
<i>This position is fully funded from restricted use sources.</i>					
997038	Advisor Vacant			1.00	50,000
<i>This position is fully funded from restricted use sources.</i>					
997039	Administrative Specialist Loyd, Karen		12	1.00	33,883
<i>This position is fully funded from restricted use sources.</i>					
997901	Regional Director of the WSU Small Business Development Center Stevens, Marcia		12	0.04	3,354
<i>This position is fully funded from restricted use sources.</i>					
999978	Associate Director Chorigo, Claudio		12	1.00	72,319
<i>This position is fully funded from restricted use sources.</i>					
<b>Total Unclassified Salaries</b>				<b>5.04</b>	<b>295,722</b>
<b>Total Unclassified Salaries by Fund</b>					
A0003	GU State General Fund			-	-
D10895	RU Small Bus Development Ctr			5.04	295,722
<b>Total Unclassified Salaries by Fund</b>				<b>5.04</b>	<b>295,722</b>
<b>STUDENT ASSISTANTS AND BENEFITS</b>					
1690	Shrinkage				-
1760	State Leave Pymt Assessment				1,955
1810	KPERS Retirement				4,775
1830	Regents Retirement				6,434
1850	TIAA Disability				2,960
1911	Medicare				4,193
1912	OASDI				17,923
1750	Dependent Health Insurance				3,705
1950	Single Group Health Insurance				15,994

**W.S.U ANNUAL BUDGET**  
**102343 - Small Business Development Center**  
**For Fiscal Year 2022**

Account Code	Position Number	Name or Account Description	Months	2022 Adopted	
				Budget FTE	Amount
1970		Workers Compensation			915
1980		Unemployment Compensation			234
<b>Total Students and Fringe Benefits</b>					<b>59,088</b>
<b>Total Students and Fringe Benefits by Fund</b>					
A0003		GU State General Fund			-
D10895		RU Small Bus Development Ctr			59,088
<b>Total Students and Fringe Benefits</b>					<b>59,088</b>
<b>Total Salaries and Fringe Benefits</b>				<b>5.04</b>	<b>354,810</b>
<b>Total Salaries and Fringe Benefits by Fund</b>					
A0003		GU State General Fund		-	-
D10895		RU Small Bus Development Ctr		5.04	354,810
<b>Total Salaries and Fringe Benefits</b>				<b>5.04</b>	<b>354,810</b>
<b>OTHER OPERATING EXPENDITURES (OOE)</b>					
7C		Contractual Services			9,000
7F		Commodities			1,000
<b>Total OOE</b>					<b>10,000</b>
<b>Total OOE by Fund</b>					
D10895		RU Small Bus Development Ctr			10,000
<b>Total OOE by Fund</b>					<b>10,000</b>
<b>Total FTE and Expenditures</b>				<b>5.04</b>	<b>364,810</b>
<b>Total FTE and Expenditures by Fund</b>					
A0003		GU State General Fund		-	-
D10895		RU Small Bus Development Ctr		5.04	364,810
<b>Total FTE and Expenditures by Fund</b>				<b>5.04</b>	<b>364,810</b>



**W.S.U ANNUAL BUDGET**  
**102204 - Environmental Finance Center**  
**For Fiscal Year 2022**

Account Code	Position Number	Name or Account Description	Months	2022 Adopted	
				Budget FTE	Amount
<b>USS SALARIES</b>					
<b>1000 USS Salaries-Permanent</b>					
<b>Total USS Salaries</b>				-	-
<b>Total USS Salaries by Fund</b>					
<b>Total USS Salaries by Fund</b>				-	-
<b>UNCLASSIFIED SALARIES</b>					
<b>1100 Unclassified Salaries-Permanent (Including 1105 - Stipend)</b>					
991212		Program Associate Colclazier, John <i>This position is fully funded from restricted use sources.</i>	12	0.95	42,750
993317		Program Associate Dehaven, Michelle <i>This position is fully funded from restricted use sources.</i>	12	0.95	42,750
997204		Senior Program Manager Willis, Nicholas <i>This position is fully funded from restricted use sources.</i>	12	1.00	72,500
997514		Senior Program Manager Vacant <i>This position is fully funded from restricted use sources.</i>		1.00	72,500
998099		Program Manager Vacant <i>This position is fully funded from restricted use sources.</i>	12	1.00	57,000
998266		Program Manager Severin, Jeffrey <i>This position is fully funded from restricted use sources.</i>	12	1.00	70,000
998989		Director, Environmental Finance Center Bronleewe, Tonya <i>This position is fully funded from restricted use sources.</i>	12	1.00	93,000
999215		Program Manager Bohnsack, Brian <i>This position is fully funded from restricted use sources.</i>	12	1.00	67,000
<b>Total Unclassified Salaries</b>				<b>7.90</b>	<b>517,500</b>
<b>Total Unclassified Salaries by Fund</b>					
D10779		RU Environmental Finance Center		7.90	517,500
<b>Total Unclassified Salaries by Fund</b>				<b>7.90</b>	<b>517,500</b>
<b>STUDENT ASSISTANTS AND BENEFITS</b>					
1760		State Leave Pymt Assessment			3,420
1810		KPERS Retirement			10,216

**W.S.U ANNUAL BUDGET**  
**102204 - Environmental Finance Center**  
**For Fiscal Year 2022**

Account Code	Position Number	Name or Account Description	Months	2022 Adopted	
				Budget FTE	Amount
1830	Regents	Retirement			31,664
1850	TIAA	Disability			5,176
1911	Medicare				7,337
1912	OASDI				31,358
1750	Dependent Health Insurance				18,340
1950	Single Group Health Insurance				46,631
1970	Workers Compensation				1,598
1980	Unemployment Compensation				407
<b>Total Students and Fringe Benefits</b>					<b>156,147</b>
<b>Total Students and Fringe Benefits by Fund</b>					
D10779	RU	Environmental Finance Center			156,147
<b>Total Students and Fringe Benefits</b>					<b>156,147</b>
<b>Total Salaries and Fringe Benefits</b>				<b>7.90</b>	<b>673,647</b>
<b>Total Salaries and Fringe Benefits by Fund</b>					
D10779	RU	Environmental Finance Center		7.90	673,647
<b>Total Salaries and Fringe Benefits</b>				<b>7.90</b>	<b>673,647</b>
<b>OTHER OPERATING EXPENDITURES (OOE)</b>					
7C	Contractual Services				28,594
7F	Commodities				5,000
7H	Capital Outlay				10,000
<b>Total OOE</b>					<b>43,594</b>
<b>Total OOE by Fund</b>					
D10779	RU	Environmental Finance Center			43,594
<b>Total OOE by Fund</b>					<b>43,594</b>
<b>Total FTE and Expenditures</b>				<b>7.90</b>	<b>717,241</b>
<b>Total FTE and Expenditures by Fund</b>					
D10779	RU	Environmental Finance Center		7.90	717,241
<b>Total FTE and Expenditures by Fund</b>				<b>7.90</b>	<b>717,241</b>

**W.S.U ANNUAL BUDGET**  
**102337 - Waterloo Research Station**  
**For Fiscal Year 2022**

Account Code	Position Number	Name or Account Description	Months	2022 Adopted	
				Budget FTE	Amount
<b>USS SALARIES</b>					
<b>1000 USS Salaries-Permanent</b>					
<b>Total USS Salaries</b>				-	-
<b>Total USS Salaries by Fund</b>					
<b>Total USS Salaries by Fund</b>				-	-
<b>UNCLASSIFIED SALARIES</b>					
<b>1100 Unclassified Salaries-Permanent (Including 1105 - Stipend)</b>					
<b>Total Unclassified Salaries</b>				-	-
<b>Total Unclassified Salaries by Fund</b>					
<b>Total Unclassified Salaries by Fund</b>				-	-
<b>STUDENT ASSISTANTS AND BENEFITS</b>					
<b>Total Students and Fringe Benefits</b>				-	-
<b>Total Students and Fringe Benefits by Fund</b>					
<b>Total Students and Fringe Benefits</b>				-	-
<b>Total Salaries and Fringe Benefits</b>				-	-
<b>Total Salaries and Fringe Benefits by Fund</b>					
<b>Total Salaries and Fringe Benefits</b>				-	-
<b>OTHER OPERATING EXPENDITURES (OOE)</b>					
7C Contractual Services					2,000
<b>Total OOE</b>					<b>2,000</b>
<b>Total OOE by Fund</b>					
D10627 RU Waterloo Research Station					2,000
<b>Total OOE by Fund</b>					<b>2,000</b>
<b>Total FTE and Expenditures</b>				-	<b>2,000</b>
<b>Total FTE and Expenditures by Fund</b>					
D10627 RU Waterloo Research Station				-	2,000
<b>Total FTE and Expenditures by Fund</b>				-	<b>2,000</b>

**W.S.U ANNUAL BUDGET**  
**102359 - Biological Sciences Vivarium**  
**For Fiscal Year 2022**

Account Code	Position Number	Name or Account Description	Months	2022 Adopted	
				Budget FTE	Amount
<b>USS SALARIES</b>					
<b>1000 USS Salaries-Permanent</b>					
<b>Total USS Salaries</b>				-	-
<b>Total USS Salaries by Fund</b>					
<b>Total USS Salaries by Fund</b>				-	-
<b>UNCLASSIFIED SALARIES</b>					
<b>1100 Unclassified Salaries-Permanent (Including 1105 - Stipend)</b>					
<b>Total Unclassified Salaries</b>				-	-
<b>Total Unclassified Salaries by Fund</b>					
<b>Total Unclassified Salaries by Fund</b>				-	-
<b>STUDENT ASSISTANTS AND BENEFITS</b>					
1200		Student Salaries-Regular			1,200
1760		State Leave Pymt Assessment			8
1970		Workers Compensation			4
1980		Unemployment Compensation			1
<b>Total Students and Fringe Benefits</b>				-	<b>1,213</b>
<b>Total Students and Fringe Benefits by Fund</b>					
D10880		RU Biological Sciences Vivarium			1,213
<b>Total Students and Fringe Benefits</b>				-	<b>1,213</b>
<b>Total Salaries and Fringe Benefits</b>				-	<b>1,213</b>
<b>Total Salaries and Fringe Benefits by Fund</b>					
D10880		RU Biological Sciences Vivarium		-	1,213
<b>Total Salaries and Fringe Benefits</b>				-	<b>1,213</b>
<b>OTHER OPERATING EXPENDITURES (OOE)</b>					
7F		Commodities			787
<b>Total OOE</b>				-	<b>787</b>
<b>Total OOE by Fund</b>					
D10880		RU Biological Sciences Vivarium			787
<b>Total OOE by Fund</b>				-	<b>787</b>
<b>Total FTE and Expenditures</b>				-	<b>2,000</b>
<b>Total FTE and Expenditures by Fund</b>					
D10880		RU Biological Sciences Vivarium		-	2,000
<b>Total FTE and Expenditures by Fund</b>				-	<b>2,000</b>

**W.S.U ANNUAL BUDGET**  
**102362 - Kansas Public Finance Center**  
**For Fiscal Year 2022**

Account Code	Position Number	Name or Account Description	Months	2022 Adopted	
				Budget FTE	Amount
<b>USS SALARIES</b>					
<b>1000 USS Salaries-Permanent</b>					
<b>Total USS Salaries</b>				-	-
<b>Total USS Salaries by Fund</b>					
<b>Total USS Salaries by Fund</b>				-	-
<b>UNCLASSIFIED SALARIES</b>					
<b>1100 Unclassified Salaries-Permanent (Including 1105 - Stipend)</b>					
1130		Grad Assistants-Research			4,500
<b>Total Unclassified Salaries</b>				-	<b>4,500</b>
<b>Total Unclassified Salaries by Fund</b>					
D10683		RU Kansas Public Finance Center		-	4,500
<b>Total Unclassified Salaries by Fund</b>				-	<b>4,500</b>
<b>STUDENT ASSISTANTS AND BENEFITS</b>					
1760		State Leave Pymt Assessment			30
1970		Workers Compensation			14
1980		Unemployment Compensation			4
<b>Total Students and Fringe Benefits</b>				-	<b>48</b>
<b>Total Students and Fringe Benefits by Fund</b>					
D10683		RU Kansas Public Finance Center		-	48
<b>Total Students and Fringe Benefits</b>				-	<b>48</b>
<b>Total Salaries and Fringe Benefits</b>				-	<b>4,548</b>
<b>Total Salaries and Fringe Benefits by Fund</b>					
D10683		RU Kansas Public Finance Center		-	4,548
<b>Total Salaries and Fringe Benefits</b>				-	<b>4,548</b>
<b>OTHER OPERATING EXPENDITURES (OOE)</b>					
7C		Contractual Services			35,298
7F		Commodities			6,298
7H		Capital Outlay			500
<b>Total OOE</b>				-	<b>42,096</b>
<b>Total OOE by Fund</b>					
D10683		RU Kansas Public Finance Center		-	26,096
D10771		RU Midwest Public Finance Conf		-	16,000
<b>Total OOE by Fund</b>				-	<b>42,096</b>
<b>Total FTE and Expenditures</b>				-	<b>46,644</b>
<b>Total FTE and Expenditures by Fund</b>					
D10683		RU Kansas Public Finance Center		-	30,644
D10771		RU Midwest Public Finance Conf		-	16,000
<b>Total FTE and Expenditures by Fund</b>				-	<b>46,644</b>

**W.S.U ANNUAL BUDGET**  
**102073 - KMUW**  
**For Fiscal Year 2022**

Account Code	Position Number	Name or Account Description	Months	2022 Adopted	
				Budget FTE	Amount
<b>USS SALARIES</b>					
<b>1000 USS Salaries-Permanent</b>					
<b>Total USS Salaries</b>				-	-
<b>Total USS Salaries by Fund</b>					
<b>Total USS Salaries by Fund</b>				-	-
<b>UNCLASSIFIED SALARIES</b>					
<b>1100 Unclassified Salaries-Permanent (Including 1105 - Stipend)</b>					
993101		Digitization Archive Professional Andersen, Torin <i>This position is fully funded from restricted use sources.</i>	12	1.00	47,008
994903		Assistant to the Director of Radio / GM, KMUW Brin, Julie <i>This position is fully funded from restricted use sources.</i>	12	1.00	45,278
995177		Director of Engineering Statzer, Mark	12	1.00	76,125
996799		Director of Development and Donor Relations Hanzlicek-Treadwell, Jessica <i>This position is fully funded from restricted use sources.</i>	12	1.00	81,436
997098		News Director Shine, Thomas <i>This position is fully funded from restricted use sources.</i>	12	1.00	76,125
997112		Digital News Editor/Reporter Faulx, Nadya <i>This position is fully funded from restricted use sources.</i>	12	1.00	42,491
997245		Digital Content and Marketing Director Golay, Beth <i>This position is fully funded from restricted use sources.</i>	12	1.00	50,438
997435		Announcer/Producer Heim, Christine <i>This position is fully funded from restricted use sources.</i>	12	1.00	50,438
997494		Announcer/Producer - KMUW Beaudoin, Jedd <i>This position is fully funded from restricted use sources.</i>	12	1.00	49,913
997523		News Reporter Grimmett, Brian <i>This position is fully funded from restricted use sources.</i>	12	1.00	48,213
997534		Director of Cultural Diversity Eckels, Carla	12	1.00	59,053

**W.S.U ANNUAL BUDGET**  
**102073 - KMUW**  
**For Fiscal Year 2022**

Account Code	Position Number	Name or Account Description	Months	2022 Adopted	
				Budget FTE	Amount
		<i>This position is fully funded from restricted use sources.</i>			
	997575	Production Manager and ATC Host Powell, Fletcher	12	1.00	44,112
		<i>This position is fully funded from restricted use sources.</i>			
	997840	KMUW Financial Specialist Atkinson, Lorenzo	12	1.00	44,013
	997842	Director of Content Strategy Stephens, Lula	12	1.00	71,094
		<i>\$26,150 of this position is funded from restricted use sources.</i>			
	997898	Community Engagement Director Crespo, Sarah	12	1.00	51,489
		<i>This position is fully funded from restricted use sources.</i>			
	998024	Director and General Manager, KMUW Fraser, Debra	12	1.00	137,330
	998317	Broadcast Host and Producer Huber, Jonathan	12	1.00	43,696
		<i>This position is fully funded from restricted use sources.</i>			
	998708	News Reporter: General Assignments & Education Perez, Suzanne	12	1.00	62,000
		<i>This position is fully funded from restricted use sources.</i>			
	998737	Community Engagement Coordinator Crowson, Haley	12	1.00	40,112
		<i>This position is fully funded from restricted use sources.</i>			
	998740	Marketing Coordinator Kirtley, Jordan	12	1.00	42,447
		<i>This position is fully funded from restricted use sources.</i>			
	999206	Underwriting Account Executive Moeder, Michael	12	1.00	28,420
		<i>This position is fully funded from restricted use sources.</i>			
	999866	Underwriting Account Executive Keppy, Eleanor	12	1.00	28,420
		<i>This position is fully funded from restricted use sources.</i>			
	1110	Uncl-Salaries-Seasonal and Temp			10,935
	1160	Unclass Sal-OT/Comp/AHR			500
		<b>Total Unclassified Salaries</b>		<b>22.00</b>	<b>1,231,086</b>
		<b>Total Unclassified Salaries by Fund</b>			
	A0003	GU State General Fund		3.63	302,412
	A2000	GU General Fees Fund		-	10,935
	D10343	RU KMUW-Programming & Production		18.37	917,739
		<b>Total Unclassified Salaries by Fund</b>		<b>22.00</b>	<b>1,231,086</b>

**W.S.U ANNUAL BUDGET**  
**102073 - KMUW**  
**For Fiscal Year 2022**

Account Code	Position Number	Name or Account Description	Months	2022 Adopted	
				Budget FTE	Amount
<b>STUDENT ASSISTANTS AND BENEFITS</b>					
1690		Shrinkage			(9,302)
1760		State Leave Pymt Assessment			8,138
1830		Regents Retirement			103,725
1850		TIAA Disability			12,215
1911		Medicare			17,389
1912		OASDI			74,314
1750		Dependent Health Insurance			25,935
1950		Single Group Health Insurance			148,904
1970		Workers Compensation			3,802
1980		Unemployment Compensation			973
<b>Total Students and Fringe Benefits</b>					<b>386,093</b>
<b>Total Students and Fringe Benefits by Fund</b>					
A0003		GU State General Fund			84,523
A2000		GU General Fees Fund			682
D10343		RU KMUW-Programming & Production			300,888
<b>Total Students and Fringe Benefits</b>					<b>386,093</b>
<b>Total Salaries and Fringe Benefits</b>				<b>22.00</b>	<b>1,617,179</b>
<b>Total Salaries and Fringe Benefits by Fund</b>					
A0003		GU State General Fund		3.63	386,935
A2000		GU General Fees Fund		-	11,617
D10343		RU KMUW-Programming & Production		18.37	1,218,627
<b>Total Salaries and Fringe Benefits</b>				<b>22.00</b>	<b>1,617,179</b>
<b>OTHER OPERATING EXPENDITURES (OOE)</b>					
7C		Contractual Services			219,443
7F		Commodities			12,062
7H		Capital Outlay			6,000
7V		Miscellaneous Non Expense			1,000
<b>Total OOE</b>					<b>238,505</b>
<b>Total OOE by Fund</b>					
D10343		RU KMUW-Programming & Production			238,505
<b>Total OOE by Fund</b>					<b>238,505</b>
<b>Total FTE and Expenditures</b>				<b>22.00</b>	<b>1,855,684</b>
<b>Total FTE and Expenditures by Fund</b>					
A0003		GU State General Fund		3.63	386,935
A2000		GU General Fees Fund		-	11,617
D10343		RU KMUW-Programming & Production		18.37	1,457,132
<b>Total FTE and Expenditures by Fund</b>				<b>22.00</b>	<b>1,855,684</b>



**W.S.U ANNUAL BUDGET**  
**102310 - MRC - Cable Television**  
**For Fiscal Year 2022**

Account Code	Position Number	Name or Account Description	Months	2022 Adopted	
				Budget FTE	Amount
<b>USS SALARIES</b>					
<b>1000 USS Salaries-Permanent</b>					
<b>Total USS Salaries</b>				-	-
<b>Total USS Salaries by Fund</b>					
<b>Total USS Salaries by Fund</b>				-	-
<b>UNCLASSIFIED SALARIES</b>					
<b>1100 Unclassified Salaries-Permanent (Including 1105 - Stipend)</b>					
<b>Total Unclassified Salaries</b>				-	-
<b>Total Unclassified Salaries by Fund</b>					
<b>Total Unclassified Salaries by Fund</b>				-	-
<b>STUDENT ASSISTANTS AND BENEFITS</b>					
1200		Student Salaries-Regular			7,459
1690		Shrinkage			(171)
1760		State Leave Pymt Assessment			50
1970		Workers Compensation			23
1980		Unemployment Compensation			6
<b>Total Students and Fringe Benefits</b>				-	<b>7,367</b>
<b>Total Students and Fringe Benefits by Fund</b>					
A0003		GU State General Fund			7,367
<b>Total Students and Fringe Benefits</b>				-	<b>7,367</b>
<b>Total Salaries and Fringe Benefits</b>				-	<b>7,367</b>
<b>Total Salaries and Fringe Benefits by Fund</b>					
A0003		GU State General Fund			7,367
<b>Total Salaries and Fringe Benefits</b>				-	<b>7,367</b>
<b>OTHER OPERATING EXPENDITURES (OOE)</b>					
7C		Contractual Services			7,342
7F		Commodities			2,484
<b>Total OOE</b>				-	<b>9,826</b>
<b>Total OOE by Fund</b>					
A2000		GU General Fees Fund			9,826
<b>Total OOE by Fund</b>				-	<b>9,826</b>
<b>Total FTE and Expenditures</b>				-	<b>17,193</b>
<b>Total FTE and Expenditures by Fund</b>					
A0003		GU State General Fund			7,367
A2000		GU General Fees Fund			9,826
<b>Total FTE and Expenditures by Fund</b>				-	<b>17,193</b>

**W.S.U ANNUAL BUDGET**  
**102006 - Center for Economic Education**  
**For Fiscal Year 2022**

Account Code	Position Number	Name or Account Description	Months	2022 Adopted	
				Budget FTE	Amount
<b>USS SALARIES</b>					
<b>1000 USS Salaries-Permanent</b>					
<b>Total USS Salaries</b>				-	-
<b>Total USS Salaries by Fund</b>					
<b>Total USS Salaries by Fund</b>				-	-
<b>UNCLASSIFIED SALARIES</b>					
<b>1100 Unclassified Salaries-Permanent (Including 1105 - Stipend)</b>					
<b>Total Unclassified Salaries</b>				-	-
<b>Total Unclassified Salaries by Fund</b>					
<b>Total Unclassified Salaries by Fund</b>				-	-
<b>STUDENT ASSISTANTS AND BENEFITS</b>					
<b>Total Students and Fringe Benefits</b>				-	-
<b>Total Students and Fringe Benefits by Fund</b>					
<b>Total Students and Fringe Benefits</b>				-	-
<b>Total Salaries and Fringe Benefits</b>				-	-
<b>Total Salaries and Fringe Benefits by Fund</b>					
<b>Total Salaries and Fringe Benefits</b>				-	-
<b>OTHER OPERATING EXPENDITURES (OOE)</b>					
7C		Contractual Services			2,400
7F		Commodities			300
7H		Capital Outlay			1,000
<b>Total OOE</b>				-	<b>3,700</b>
<b>Total OOE by Fund</b>					
D10029		RU Center for Economic Education			3,700
<b>Total OOE by Fund</b>				-	<b>3,700</b>
<b>Total FTE and Expenditures</b>				-	<b>3,700</b>
<b>Total FTE and Expenditures by Fund</b>					
D10029		RU Center for Economic Education			3,700
<b>Total FTE and Expenditures by Fund</b>				-	<b>3,700</b>

**W.S.U ANNUAL BUDGET**  
**102091 - Center for Entrepreneurship**  
**For Fiscal Year 2022**

Account Code	Position Number	Name or Account Description	Months	2022 Adopted	
				Budget FTE	Amount
<b>USS SALARIES</b>					
<b>1000 USS Salaries-Permanent</b>					
<b>Total USS Salaries</b>				-	-
<b>Total USS Salaries by Fund</b>					
<b>Total USS Salaries by Fund</b>				-	-
<b>UNCLASSIFIED SALARIES</b>					
<b>1100 Unclassified Salaries-Permanent (Including 1105 - Stipend)</b>					
997627		Assistant Director, Center for Entrepreneurship Kersenbrock, Nancy	12	1.00	86,174
<i>This position is fully funded from restricted use sources.</i>					
1115		Unclassified Salaries-Add'l Comp			18,000
<b>Total Unclassified Salaries</b>				<b>1.00</b>	<b>104,174</b>
<b>Total Unclassified Salaries by Fund</b>					
D10032		RU Center for Entrepreneurship		1.00	86,174
D10690		RU Entrepr-Growing Rural Business		-	18,000
<b>Total Unclassified Salaries by Fund</b>				<b>1.00</b>	<b>104,174</b>
<b>STUDENT ASSISTANTS AND BENEFITS</b>					
1200		Student Salaries-Regular			10,000
1760		State Leave Pymt Assessment			754
1830		Regents Retirement			8,855
1850		TIAA Disability			1,042
1911		Medicare			1,497
1912		OASDI			6,397
1950		Single Group Health Insurance			7,837
1970		Workers Compensation			353
1980		Unemployment Compensation			92
<b>Total Students and Fringe Benefits</b>					<b>36,827</b>
<b>Total Students and Fringe Benefits by Fund</b>					
D10032		RU Center for Entrepreneurship			33,550
D10690		RU Entrepr-Growing Rural Business			3,277
<b>Total Students and Fringe Benefits</b>					<b>36,827</b>
<b>Total Salaries and Fringe Benefits</b>				<b>1.00</b>	<b>141,001</b>
<b>Total Salaries and Fringe Benefits by Fund</b>					
D10032		RU Center for Entrepreneurship		1.00	119,724
D10690		RU Entrepr-Growing Rural Business		-	21,277
<b>Total Salaries and Fringe Benefits</b>				<b>1.00</b>	<b>141,001</b>
<b>OTHER OPERATING EXPENDITURES (OOE)</b>					
7C		Contractual Services			35,450
7F		Commodities			30,490
7H		Capital Outlay			500
7Z		Transfers Out			15,000
<b>Total OOE</b>					<b>81,440</b>
<b>Total OOE by Fund</b>					
D10690		RU Entrepr-Growing Rural Business			17,780
D10703		RU Kansas Family Business Forum			48,660

**W.S.U ANNUAL BUDGET**  
**102091 - Center for Entrepreneurship**  
**For Fiscal Year 2022**

Account Code	Position Number	Name or Account Description	Months	2022 Adopted	
				Budget FTE	Amount
	D11232	RU Entrepr - Launch Prep			15,000
		<b>Total OOE by Fund</b>			<b>81,440</b>
		<b>Total FTE and Expenditures</b>		<b>1.00</b>	<b>222,441</b>
<b>Total FTE and Expenditures by Fund</b>					
	D10032	RU Center for Entrepreneurship		1.00	119,724
	D10690	RU Entrepr-Growing Rural Business		-	39,057
	D10703	RU Kansas Family Business Forum		-	48,660
	D11232	RU Entrepr - Launch Prep		-	15,000
		<b>Total FTE and Expenditures by Fund</b>		<b>1.00</b>	<b>222,441</b>

**W.S.U ANNUAL BUDGET  
102182 - Center for Real Estate  
For Fiscal Year 2022**

Account Code	Position Number	Name or Account Description	Months	2022 Adopted	
				Budget FTE	Amount
<b>USS SALARIES</b>					
<b>1000 USS Salaries-Permanent</b>					
<b>Total USS Salaries</b>				-	-
<b>Total USS Salaries by Fund</b>					
<b>Total USS Salaries by Fund</b>				-	-
<b>UNCLASSIFIED SALARIES</b>					
<b>1100 Unclassified Salaries-Permanent (Including 1105 - Stipend)</b>					
1130		Grad Assistants-Research			15,000
<b>Total Unclassified Salaries</b>				-	<b>15,000</b>
<b>Total Unclassified Salaries by Fund</b>					
D10044		RU Center for Real Estate		-	15,000
<b>Total Unclassified Salaries by Fund</b>				-	<b>15,000</b>
<b>STUDENT ASSISTANTS AND BENEFITS</b>					
1760		State Leave Pymt Assessment			99
1970		Workers Compensation			47
1980		Unemployment Compensation			12
<b>Total Students and Fringe Benefits</b>				-	<b>158</b>
<b>Total Students and Fringe Benefits by Fund</b>					
D10044		RU Center for Real Estate			158
<b>Total Students and Fringe Benefits</b>				-	<b>158</b>
<b>Total Salaries and Fringe Benefits</b>				-	<b>15,158</b>
<b>Total Salaries and Fringe Benefits by Fund</b>					
D10044		RU Center for Real Estate		-	15,158
<b>Total Salaries and Fringe Benefits</b>				-	<b>15,158</b>
<b>OTHER OPERATING EXPENDITURES (OOE)</b>					
7C		Contractual Services			498
7F		Commodities			299
7Z		Transfers Out			15,000
<b>Total OOE</b>				-	<b>15,797</b>
<b>Total OOE by Fund</b>					
D10044		RU Center for Real Estate			15,797
<b>Total OOE by Fund</b>				-	<b>15,797</b>
<b>Total FTE and Expenditures</b>				-	<b>30,955</b>
<b>Total FTE and Expenditures by Fund</b>					
D10044		RU Center for Real Estate		-	30,955
<b>Total FTE and Expenditures by Fund</b>				-	<b>30,955</b>

**W.S.U ANNUAL BUDGET**  
**102610 - Academic Outreach Credit Courses**  
**For Fiscal Year 2022**

Account Code	Position Number	Name or Account Description	Months	2022 Adopted	
				Budget FTE	Amount
<b>USS SALARIES</b>					
<b>1000 USS Salaries-Permanent</b>					
<b>Total USS Salaries</b>				-	-
<b>Total USS Salaries by Fund</b>					
<b>Total USS Salaries by Fund</b>				-	-
<b>UNCLASSIFIED SALARIES</b>					
<b>1100 Unclassified Salaries-Permanent (Including 1105 - Stipend)</b>					
993924		First Year Seminar Faculty Coordinator Rife, Aaron	10	0.50	26,358
<i>This position is fully funded from restricted use sources.</i>					
1110		Uncl-Salaries-Seasonal and Temp			48,074
1115		Unclassified Salaries-Add'l Comp			20,636
1180		Unclassified Salaries-Lecturer			4,135
1140		Grad Assistants-Other			2,500
<b>Total Unclassified Salaries</b>				<b>0.50</b>	<b>101,703</b>
<b>Total Unclassified Salaries by Fund</b>					
A2000		GU General Fees Fund		-	48,074
D10022		RU Academic Outreach Credit Course		-	14,136
D10785		RU Acad On-line Outreach Credit		0.50	39,493
<b>Total Unclassified Salaries by Fund</b>				<b>0.50</b>	<b>101,703</b>
<b>STUDENT ASSISTANTS AND BENEFITS</b>					
1200		Student Salaries-Regular			22,000
1690		Shrinkage			(1,191)
1760		State Leave Pymt Assessment			819
1830		Regents Retirement			3,996
1850		TIAA Disability			471
1911		Medicare			1,359
1912		OASDI			5,802
1750		Dependent Health Insurance			3,705
1950		Single Group Health Insurance			7,837
1970		Workers Compensation			384
1980		Unemployment Compensation			97
<b>Total Students and Fringe Benefits</b>					<b>45,279</b>
<b>Total Students and Fringe Benefits by Fund</b>					
A2000		GU General Fees Fund			2,994
D10022		RU Academic Outreach Credit Course			2,576
D10785		RU Acad On-line Outreach Credit			39,709
<b>Total Students and Fringe Benefits</b>					<b>45,279</b>
<b>Total Salaries and Fringe Benefits</b>				<b>0.50</b>	<b>146,982</b>
<b>Total Salaries and Fringe Benefits by Fund</b>					
A2000		GU General Fees Fund		-	51,068
D10022		RU Academic Outreach Credit Course		-	16,712
D10785		RU Acad On-line Outreach Credit		0.50	79,202
<b>Total Salaries and Fringe Benefits</b>				<b>0.50</b>	<b>146,982</b>
<b>OTHER OPERATING EXPENDITURES (OE)</b>					

**W.S.U ANNUAL BUDGET**  
**102610 - Academic Outreach Credit Courses**  
**For Fiscal Year 2022**

Account Code	Position Number	Name or Account Description	Months	2022 Adopted	
				Budget FTE	Amount
7C		Contractual Services			233,778
7F		Commodities			5,522
7H		Capital Outlay			7,500
7Z		Transfers Out			1,361,123
<b>Total OOE</b>					<b>1,607,923</b>
<b>Total OOE by Fund</b>					
A2000		GU General Fees Fund			2,358
D10022		RU Academic Outreach Credit Course			1,129,413
D10785		RU Acad On-line Outreach Credit			261,152
D11278		RU Student Fee Reimbursement			215,000
<b>Total OOE by Fund</b>					<b>1,607,923</b>
<b>Total FTE and Expenditures</b>				<b>0.50</b>	<b>1,754,905</b>
<b>Total FTE and Expenditures by Fund</b>					
A2000		GU General Fees Fund		-	53,426
D10022		RU Academic Outreach Credit Course		-	1,146,125
D10785		RU Acad On-line Outreach Credit		0.50	340,354
D11278		RU Student Fee Reimbursement		-	215,000
<b>Total FTE and Expenditures by Fund</b>				<b>0.50</b>	<b>1,754,905</b>

**W.S.U ANNUAL BUDGET**  
**102300 - Center for Research & Eval Services**  
**For Fiscal Year 2022**

Account Code	Position Number	Name or Account Description	Months	2022 Adopted	
				Budget FTE	Amount
<b>USS SALARIES</b>					
<b>1000 USS Salaries-Permanent</b>					
<b>Total USS Salaries</b>				-	-
<b>Total USS Salaries by Fund</b>					
<b>Total USS Salaries by Fund</b>				-	-
<b>UNCLASSIFIED SALARIES</b>					
<b>1100 Unclassified Salaries-Permanent (Including 1105 - Stipend)</b>					
1110		Uncl-Salaries-Seasonal and Temp			55,000
<b>Total Unclassified Salaries</b>				-	<b>55,000</b>
<b>Total Unclassified Salaries by Fund</b>					
D10058		RU Ctr for Research and Eval Serv		-	55,000
<b>Total Unclassified Salaries by Fund</b>				-	<b>55,000</b>
<b>STUDENT ASSISTANTS AND BENEFITS</b>					
1760		State Leave Pymt Assessment			363
1911		Medicare			798
1912		OASDI			3,410
1970		Workers Compensation			170
1980		Unemployment Compensation			44
<b>Total Students and Fringe Benefits</b>				-	<b>4,785</b>
<b>Total Students and Fringe Benefits by Fund</b>					
D10058		RU Ctr for Research and Eval Serv		-	4,785
<b>Total Students and Fringe Benefits</b>				-	<b>4,785</b>
<b>Total Salaries and Fringe Benefits</b>				-	<b>59,785</b>
<b>Total Salaries and Fringe Benefits by Fund</b>					
D10058		RU Ctr for Research and Eval Serv		-	59,785
<b>Total Salaries and Fringe Benefits</b>				-	<b>59,785</b>
<b>OTHER OPERATING EXPENDITURES (OOE)</b>					
7C		Contractual Services			47,298
7F		Commodities			300
7H		Capital Outlay			2,500
<b>Total OOE</b>				-	<b>50,098</b>
<b>Total OOE by Fund</b>					
D10058		RU Ctr for Research and Eval Serv		-	50,098
<b>Total OOE by Fund</b>				-	<b>50,098</b>
<b>Total FTE and Expenditures</b>				-	<b>109,883</b>
<b>Total FTE and Expenditures by Fund</b>					
D10058		RU Ctr for Research and Eval Serv		-	109,883
<b>Total FTE and Expenditures by Fund</b>				-	<b>109,883</b>



**W.S.U ANNUAL BUDGET**  
**102308 - Kansas Council on Economic Ed**  
**For Fiscal Year 2022**

Account Code	Position Number	Name or Account Description	Months	2022 Adopted	
				Budget FTE	Amount
<b>USS SALARIES</b>					
<b>1000 USS Salaries-Permanent</b>					
1010		USS Salaries-Temp		-	2,000
		<b>Total USS Salaries</b>		<b>-</b>	<b>2,000</b>
<b>Total USS Salaries by Fund</b>					
D10038		RU KS Council on Economic Educ		-	2,000
		<b>Total USS Salaries by Fund</b>		<b>-</b>	<b>2,000</b>
<b>UNCLASSIFIED SALARIES</b>					
<b>1100 Unclassified Salaries-Permanent (Including 1105 - Stipend)</b>					
997630		Director Graham, James	12	1.00	85,699
		<i>\$41,615 of this position is funded from restricted use sources.</i>			
997714		Program Manager Vacant		1.00	51,594
		<i>This position is fully funded from restricted use sources.</i>			
1110		Uncl-Salaries-Seasonal and Temp			3,000
		<b>Total Unclassified Salaries</b>		<b>2.00</b>	<b>140,293</b>
<b>Total Unclassified Salaries by Fund</b>					
A0003		GU State General Fund		0.51	44,084
D10038		RU KS Council on Economic Educ		1.49	96,209
		<b>Total Unclassified Salaries by Fund</b>		<b>2.00</b>	<b>140,293</b>
<b>STUDENT ASSISTANTS AND BENEFITS</b>					
1200		Student Salaries-Regular			8,550
1210		Student Salaries-WS-WSU Match			3,000
1690		Shrinkage			(1,280)
1760		State Leave Pymt Assessment			1,017
1830		Regents Retirement			7,286
1850		TIAA Disability			1,374
1911		Medicare			2,056
1912		OASDI			8,784
1750		Dependent Health Insurance			-
1950		Single Group Health Insurance			7,838
1970		Workers Compensation			477
1980		Unemployment Compensation			126
		<b>Total Students and Fringe Benefits</b>			<b>39,228</b>
<b>Total Students and Fringe Benefits by Fund</b>					
A0003		GU State General Fund			10,753
D10038		RU KS Council on Economic Educ			28,475
		<b>Total Students and Fringe Benefits</b>			<b>39,228</b>
		<b>Total Salaries and Fringe Benefits</b>		<b>2.00</b>	<b>181,521</b>
<b>Total Salaries and Fringe Benefits by Fund</b>					
A0003		GU State General Fund		0.51	54,837
D10038		RU KS Council on Economic Educ		1.49	126,684
		<b>Total Salaries and Fringe Benefits</b>		<b>2.00</b>	<b>181,521</b>
<b>OTHER OPERATING EXPENDITURES (OOE)</b>					
7C		Contractual Services			17,320

**W.S.U ANNUAL BUDGET**  
**102308 - Kansas Council on Economic Ed**  
**For Fiscal Year 2022**

Account Code	Position Number	Name or Account Description	Months	2022 Adopted	
				Budget FTE	Amount
	7F	Commodities			684
	7H	Capital Outlay			1,750
		<b>Total OOE</b>			<b>19,754</b>
<b>Total OOE by Fund</b>					
	D10038	RU KS Council on Economic Educ			19,754
		<b>Total OOE by Fund</b>			<b>19,754</b>
		<b>Total FTE and Expenditures</b>		<b>2.00</b>	<b>201,275</b>
<b>Total FTE and Expenditures by Fund</b>					
	A0003	GU State General Fund		0.51	54,837
	D10038	RU KS Council on Economic Educ		1.49	146,438
		<b>Total FTE and Expenditures by Fund</b>		<b>2.00</b>	<b>201,275</b>

**W.S.U ANNUAL BUDGET**  
**102315 - Ctr for Physical Activity and Aging**  
**For Fiscal Year 2022**

Account Code	Position Number	Name or Account Description	Months	2022 Adopted	
				Budget FTE	Amount
<b>USS SALARIES</b>					
<b>1000 USS Salaries-Permanent</b>					
<b>Total USS Salaries</b>				-	-
<b>Total USS Salaries by Fund</b>					
<b>Total USS Salaries by Fund</b>				-	-
<b>UNCLASSIFIED SALARIES</b>					
<b>1100 Unclassified Salaries-Permanent (Including 1105 - Stipend)</b>					
1140		Grad Assistants-Other			1,000
<b>Total Unclassified Salaries</b>				-	<b>1,000</b>
<b>Total Unclassified Salaries by Fund</b>					
D10866		RU Ctr-Physical Activity and Aging		-	1,000
<b>Total Unclassified Salaries by Fund</b>				-	<b>1,000</b>
<b>STUDENT ASSISTANTS AND BENEFITS</b>					
1760		State Leave Pymt Assessment			7
1970		Workers Compensation			4
1980		Unemployment Compensation			1
<b>Total Students and Fringe Benefits</b>				-	<b>12</b>
<b>Total Students and Fringe Benefits by Fund</b>					
D10866		RU Ctr-Physical Activity and Aging		-	12
<b>Total Students and Fringe Benefits</b>				-	<b>12</b>
<b>Total Salaries and Fringe Benefits</b>				-	<b>1,012</b>
<b>Total Salaries and Fringe Benefits by Fund</b>					
D10866		RU Ctr-Physical Activity and Aging		-	1,012
<b>Total Salaries and Fringe Benefits</b>				-	<b>1,012</b>
<b>OTHER OPERATING EXPENDITURES (OOE)</b>					
7C		Contractual Services			1,000
7F		Commodities			2,192
<b>Total OOE</b>				-	<b>3,192</b>
<b>Total OOE by Fund</b>					
D10866		RU Ctr-Physical Activity and Aging		-	3,192
<b>Total OOE by Fund</b>				-	<b>3,192</b>
<b>Total FTE and Expenditures</b>				-	<b>4,204</b>
<b>Total FTE and Expenditures by Fund</b>					
D10866		RU Ctr-Physical Activity and Aging		-	4,204
<b>Total FTE and Expenditures by Fund</b>				-	<b>4,204</b>

**W.S.U ANNUAL BUDGET**  
**102316 - Nursing Faculty Practice Plan**  
**For Fiscal Year 2022**

Account Code	Position Number	Name or Account Description	Months	2022 Adopted	
				Budget FTE	Amount
<b>USS SALARIES</b>					
<b>1000 USS Salaries-Permanent</b>					
<b>Total USS Salaries</b>				-	-
<b>Total USS Salaries by Fund</b>					
<b>Total USS Salaries by Fund</b>				-	-
<b>UNCLASSIFIED SALARIES</b>					
<b>1100 Unclassified Salaries-Permanent (Including 1105 - Stipend)</b>					
<b>Total Unclassified Salaries</b>				-	-
<b>Total Unclassified Salaries by Fund</b>					
<b>Total Unclassified Salaries by Fund</b>				-	-
<b>STUDENT ASSISTANTS AND BENEFITS</b>					
<b>Total Students and Fringe Benefits</b>				-	-
<b>Total Students and Fringe Benefits by Fund</b>					
<b>Total Students and Fringe Benefits</b>				-	-
<b>Total Salaries and Fringe Benefits</b>				-	-
<b>Total Salaries and Fringe Benefits by Fund</b>					
<b>Total Salaries and Fringe Benefits</b>				-	-
<b>OTHER OPERATING EXPENDITURES (OOE)</b>					
7C		Contractual Services			5,450
7F		Commodities			200
<b>Total OOE</b>					<b>5,650</b>
<b>Total OOE by Fund</b>					
D10125		RU Nursing Faculty Practice Plan			5,650
<b>Total OOE by Fund</b>					<b>5,650</b>
<b>Total FTE and Expenditures</b>				-	<b>5,650</b>
<b>Total FTE and Expenditures by Fund</b>					
D10125		RU Nursing Faculty Practice Plan		-	5,650
<b>Total FTE and Expenditures by Fund</b>				-	<b>5,650</b>

**W.S.U ANNUAL BUDGET**  
**102320 - Fine Arts Connoisseur Series**  
**For Fiscal Year 2022**

Account Code	Position Number	Name or Account Description	Months	2022 Adopted	
				Budget FTE	Amount
<b>USS SALARIES</b>					
<b>1000 USS Salaries-Permanent</b>					
<b>Total USS Salaries</b>				-	-
<b>Total USS Salaries by Fund</b>					
<b>Total USS Salaries by Fund</b>				-	-
<b>UNCLASSIFIED SALARIES</b>					
<b>1100 Unclassified Salaries-Permanent (Including 1105 - Stipend)</b>					
<b>Total Unclassified Salaries</b>				-	-
<b>Total Unclassified Salaries by Fund</b>					
<b>Total Unclassified Salaries by Fund</b>				-	-
<b>STUDENT ASSISTANTS AND BENEFITS</b>					
<b>Total Students and Fringe Benefits</b>				-	-
<b>Total Students and Fringe Benefits by Fund</b>					
<b>Total Students and Fringe Benefits</b>				-	-
<b>Total Salaries and Fringe Benefits</b>				-	-
<b>Total Salaries and Fringe Benefits by Fund</b>					
<b>Total Salaries and Fringe Benefits</b>				-	-
<b>OTHER OPERATING EXPENDITURES (OOE)</b>					
7C Contractual Services				500	
7V Miscellaneous Non Expense				200	
7Z Transfers Out				5,300	
<b>Total OOE</b>				<b>6,000</b>	
<b>Total OOE by Fund</b>					
D10097 RU Fine Arts Connoisseur Series				6,000	
<b>Total OOE by Fund</b>				<b>6,000</b>	
<b>Total FTE and Expenditures</b>				-	<b>6,000</b>
<b>Total FTE and Expenditures by Fund</b>					
D10097 RU Fine Arts Connoisseur Series				-	6,000
<b>Total FTE and Expenditures by Fund</b>				-	<b>6,000</b>

**W.S.U ANNUAL BUDGET  
102326 - Organ Series  
For Fiscal Year 2022**

Account Code	Position Number	Name or Account Description	Months	2022 Adopted	
				Budget FTE	Amount
<b>USS SALARIES</b>					
<b>1000 USS Salaries-Permanent</b>					
<b>Total USS Salaries</b>				-	-
<b>Total USS Salaries by Fund</b>					
<b>Total USS Salaries by Fund</b>				-	-
<b>UNCLASSIFIED SALARIES</b>					
<b>1100 Unclassified Salaries-Permanent (Including 1105 - Stipend)</b>					
<b>Total Unclassified Salaries</b>				-	-
<b>Total Unclassified Salaries by Fund</b>					
<b>Total Unclassified Salaries by Fund</b>				-	-
<b>STUDENT ASSISTANTS AND BENEFITS</b>					
<b>Total Students and Fringe Benefits</b>				-	-
<b>Total Students and Fringe Benefits by Fund</b>					
<b>Total Students and Fringe Benefits</b>				-	-
<b>Total Salaries and Fringe Benefits</b>				-	-
<b>Total Salaries and Fringe Benefits by Fund</b>					
<b>Total Salaries and Fringe Benefits</b>				-	-
<b>OTHER OPERATING EXPENDITURES (OOE)</b>					
7C		Contractual Services			15,585
7F		Commodities			1,100
7V		Miscellaneous Non Expense			115
<b>Total OOE</b>				<b>16,800</b>	
<b>Total OOE by Fund</b>					
D10098		RU Organ Series			16,800
<b>Total OOE by Fund</b>				<b>16,800</b>	
<b>Total FTE and Expenditures</b>				-	<b>16,800</b>
<b>Total FTE and Expenditures by Fund</b>					
D10098		RU Organ Series		-	16,800
<b>Total FTE and Expenditures by Fund</b>				-	<b>16,800</b>

**W.S.U ANNUAL BUDGET**  
**102358 - Regional Institute on Aging**  
**For Fiscal Year 2022**

Account Code	Position Number	Name or Account Description	Months	2022 Adopted	
				Budget FTE	Amount
<b>USS SALARIES</b>					
<b>1000 USS Salaries-Permanent</b>					
<b>Total USS Salaries</b>				-	-
<b>Total USS Salaries by Fund</b>					
<b>Total USS Salaries by Fund</b>				-	-
<b>UNCLASSIFIED SALARIES</b>					
<b>1100 Unclassified Salaries-Permanent (Including 1105 - Stipend)</b>					
1110		Uncl-Salaries-Seasonal and Temp			25,000
<b>Total Unclassified Salaries</b>				-	<b>25,000</b>
<b>Total Unclassified Salaries by Fund</b>					
D10668		RU Regional Institute on Aging		-	25,000
<b>Total Unclassified Salaries by Fund</b>				-	<b>25,000</b>
<b>STUDENT ASSISTANTS AND BENEFITS</b>					
1760		State Leave Pymt Assessment			165
1911		Medicare			363
1912		OASDI			1,550
1970		Workers Compensation			77
1980		Unemployment Compensation			20
<b>Total Students and Fringe Benefits</b>				-	<b>2,175</b>
<b>Total Students and Fringe Benefits by Fund</b>					
D10668		RU Regional Institute on Aging		-	2,175
<b>Total Students and Fringe Benefits</b>				-	<b>2,175</b>
<b>Total Salaries and Fringe Benefits</b>				-	<b>27,175</b>
<b>Total Salaries and Fringe Benefits by Fund</b>					
D10668		RU Regional Institute on Aging		-	27,175
<b>Total Salaries and Fringe Benefits</b>				-	<b>27,175</b>
<b>OTHER OPERATING EXPENDITURES (OOE)</b>					
<b>Total OOE</b>				-	-
<b>Total OOE by Fund</b>					
<b>Total OOE by Fund</b>				-	-
<b>Total FTE and Expenditures</b>				-	<b>27,175</b>
<b>Total FTE and Expenditures by Fund</b>					
D10668		RU Regional Institute on Aging		-	27,175
<b>Total FTE and Expenditures by Fund</b>				-	<b>27,175</b>

**W.S.U ANNUAL BUDGET  
102331 - Psychology Clinic  
For Fiscal Year 2022**

Account Code	Position Number	Name or Account Description	Months	2022 Adopted	
				Budget FTE	Amount
<b>USS SALARIES</b>					
<b>1000 USS Salaries-Permanent</b>					
<b>Total USS Salaries</b>				-	-
<b>Total USS Salaries by Fund</b>					
<b>Total USS Salaries by Fund</b>				-	-
<b>UNCLASSIFIED SALARIES</b>					
<b>1100 Unclassified Salaries-Permanent (Including 1105 - Stipend)</b>					
<b>Total Unclassified Salaries</b>				-	-
<b>Total Unclassified Salaries by Fund</b>					
<b>Total Unclassified Salaries by Fund</b>				-	-
<b>STUDENT ASSISTANTS AND BENEFITS</b>					
<b>Total Students and Fringe Benefits</b>				-	-
<b>Total Students and Fringe Benefits by Fund</b>					
<b>Total Students and Fringe Benefits</b>				-	-
<b>Total Salaries and Fringe Benefits</b>				-	-
<b>Total Salaries and Fringe Benefits by Fund</b>					
<b>Total Salaries and Fringe Benefits</b>				-	-
<b>OTHER OPERATING EXPENDITURES (OOE)</b>					
7C Contractual Services				1,000	
7F Commodities				2,000	
<b>Total OOE</b>				<b>3,000</b>	
<b>Total OOE by Fund</b>					
D10195 RU Psychology Clinic				3,000	
<b>Total OOE by Fund</b>				<b>3,000</b>	
<b>Total FTE and Expenditures</b>				-	<b>3,000</b>
<b>Total FTE and Expenditures by Fund</b>					
D10195 RU Psychology Clinic				-	3,000
<b>Total FTE and Expenditures by Fund</b>				-	<b>3,000</b>



**W.S.U ANNUAL BUDGET**  
**102603 - Barton School Acctg & Auditing Conf**  
**For Fiscal Year 2022**

Account Code	Position Number	Name or Account Description	Months	2022 Adopted	
				Budget FTE	Amount
<b>USS SALARIES</b>					
<b>1000 USS Salaries-Permanent</b>					
<b>Total USS Salaries</b>				-	-
<b>Total USS Salaries by Fund</b>					
<b>Total USS Salaries by Fund</b>				-	-
<b>UNCLASSIFIED SALARIES</b>					
<b>1100 Unclassified Salaries-Permanent (Including 1105 - Stipend)</b>					
<b>Total Unclassified Salaries</b>				-	-
<b>Total Unclassified Salaries by Fund</b>					
<b>Total Unclassified Salaries by Fund</b>				-	-
<b>STUDENT ASSISTANTS AND BENEFITS</b>					
<b>Total Students and Fringe Benefits</b>				-	-
<b>Total Students and Fringe Benefits by Fund</b>					
<b>Total Students and Fringe Benefits</b>				-	-
<b>Total Salaries and Fringe Benefits</b>				-	-
<b>Total Salaries and Fringe Benefits by Fund</b>					
<b>Total Salaries and Fringe Benefits</b>				-	-
<b>OTHER OPERATING EXPENDITURES (OOE)</b>					
7C Contractual Services				19,000	
7F Commodities				1,000	
<b>Total OOE</b>				<b>20,000</b>	
<b>Total OOE by Fund</b>					
D10663 RU Barton Sch Acctg & Auditing Conf				20,000	
<b>Total OOE by Fund</b>				<b>20,000</b>	
<b>Total FTE and Expenditures</b>				-	<b>20,000</b>
<b>Total FTE and Expenditures by Fund</b>					
D10663 RU Barton Sch Acctg & Auditing Conf				-	20,000
<b>Total FTE and Expenditures by Fund</b>				-	<b>20,000</b>

**W.S.U ANNUAL BUDGET**  
**102606 - Center for Management Development**  
**For Fiscal Year 2022**

Account Code	Position Number	Name or Account Description	Months	2022 Adopted	
				Budget FTE	Amount
<b>USS SALARIES</b>					
<b>1000 USS Salaries-Permanent</b>					
<b>Total USS Salaries</b>				-	-
<b>Total USS Salaries by Fund</b>					
<b>Total USS Salaries by Fund</b>				-	-
<b>UNCLASSIFIED SALARIES</b>					
<b>1100 Unclassified Salaries-Permanent (Including 1105 - Stipend)</b>					
997202		Director of Operations Donham, Melissa <i>This position is fully funded from restricted use sources.</i>	12	1.00	67,826
997672		Associate Director Seiwert, Paula <i>This position is fully funded from restricted use sources.</i>	12	1.00	58,267
997744		Director of the Center for Management Development Vacant <i>This position is fully funded from restricted use sources.</i>		1.00	80,000
1110		Uncl-Salaries-Seasonal and Temp			20,000
<b>Total Unclassified Salaries</b>				<b>3.00</b>	<b>226,093</b>
<b>Total Unclassified Salaries by Fund</b>					
D10040		RU Ctr for Management Development		3.00	226,093
<b>Total Unclassified Salaries by Fund</b>				<b>3.00</b>	<b>226,093</b>
<b>STUDENT ASSISTANTS AND BENEFITS</b>					
1200		Student Salaries-Regular			12,000
1760		State Leave Pymt Assessment			1,573
1830		Regents Retirement			10,719
1850		TIAA Disability			2,062
1911		Medicare			3,263
1912		OASDI			13,947
1950		Single Group Health Insurance			15,674
1970		Workers Compensation			735
1980		Unemployment Compensation			191
<b>Total Students and Fringe Benefits</b>					<b>60,164</b>
<b>Total Students and Fringe Benefits by Fund</b>					
D10040		RU Ctr for Management Development			60,164
<b>Total Students and Fringe Benefits</b>					<b>60,164</b>
<b>Total Salaries and Fringe Benefits</b>				<b>3.00</b>	<b>286,257</b>
<b>Total Salaries and Fringe Benefits by Fund</b>					
D10040		RU Ctr for Management Development		3.00	286,257
<b>Total Salaries and Fringe Benefits</b>				<b>3.00</b>	<b>286,257</b>
<b>OTHER OPERATING EXPENDITURES (OOE)</b>					
7C		Contractual Services			270,000
<b>Total OOE</b>					<b>270,000</b>
<b>Total OOE by Fund</b>					

**W.S.U ANNUAL BUDGET**  
**102606 - Center for Management Development**  
**For Fiscal Year 2022**

Account Code	Position Number	Name or Account Description	Months	2022 Adopted	
				Budget FTE	Amount
	D10040	RU Ctr for Management Development			270,000
		<b>Total OOE by Fund</b>			<b>270,000</b>
		<b>Total FTE and Expenditures</b>		<b>3.00</b>	<b>556,257</b>
<b>Total FTE and Expenditures by Fund</b>					
	D10040	RU Ctr for Management Development		3.00	556,257
		<b>Total FTE and Expenditures by Fund</b>		<b>3.00</b>	<b>556,257</b>

**W.S.U ANNUAL BUDGET**  
**102612 - Wichita Contemporary Dance Theatre**  
**For Fiscal Year 2022**

Account Code	Position Number	Name or Account Description	Months	2022 Adopted	
				Budget FTE	Amount
<b>USS SALARIES</b>					
<b>1000 USS Salaries-Permanent</b>					
<b>Total USS Salaries</b>				-	-
<b>Total USS Salaries by Fund</b>					
<b>Total USS Salaries by Fund</b>				-	-
<b>UNCLASSIFIED SALARIES</b>					
<b>1100 Unclassified Salaries-Permanent (Including 1105 - Stipend)</b>					
<b>Total Unclassified Salaries</b>				-	-
<b>Total Unclassified Salaries by Fund</b>					
<b>Total Unclassified Salaries by Fund</b>				-	-
<b>STUDENT ASSISTANTS AND BENEFITS</b>					
<b>Total Students and Fringe Benefits</b>				-	-
<b>Total Students and Fringe Benefits by Fund</b>					
<b>Total Students and Fringe Benefits</b>				-	-
<b>Total Salaries and Fringe Benefits</b>				-	-
<b>Total Salaries and Fringe Benefits by Fund</b>					
<b>Total Salaries and Fringe Benefits</b>				-	-
<b>OTHER OPERATING EXPENDITURES (OOE)</b>					
7C		Contractual Services			22,700
7F		Commodities			6,050
7Z		Transfers Out			3,000
<b>Total OOE</b>					<b>31,750</b>
<b>Total OOE by Fund</b>					
D10100		RU Wichita Contemp Dance Theatre			31,750
<b>Total OOE by Fund</b>					<b>31,750</b>
<b>Total FTE and Expenditures</b>				-	<b>31,750</b>
<b>Total FTE and Expenditures by Fund</b>					
D10100		RU Wichita Contemp Dance Theatre		-	31,750
<b>Total FTE and Expenditures by Fund</b>				-	<b>31,750</b>

**W.S.U ANNUAL BUDGET  
102621 - Fine Arts Institute  
For Fiscal Year 2022**

Account Code	Position Number	Name or Account Description	Months	2022 Adopted	
				Budget FTE	Amount
<b>USS SALARIES</b>					
<b>1000 USS Salaries-Permanent</b>					
<b>Total USS Salaries</b>				-	-
<b>Total USS Salaries by Fund</b>					
<b>Total USS Salaries by Fund</b>				-	-
<b>UNCLASSIFIED SALARIES</b>					
<b>1100 Unclassified Salaries-Permanent (Including 1105 - Stipend)</b>					
1110		Uncl-Salaries-Seasonal and Temp			380
1140		Grad Assistants-Other			300
<b>Total Unclassified Salaries</b>				-	<b>680</b>
<b>Total Unclassified Salaries by Fund</b>					
D10101		RU Fine Arts Institute		-	680
D11351		RU Summer Choir		-	-
D11352		RU Summer Orchestra		-	-
<b>Total Unclassified Salaries by Fund</b>				-	<b>680</b>
<b>STUDENT ASSISTANTS AND BENEFITS</b>					
1200		Student Salaries-Regular			5,000
1760		State Leave Pymt Assessment			38
1911		Medicare			6
1912		OASDI			24
1970		Workers Compensation			19
1980		Unemployment Compensation			5
<b>Total Students and Fringe Benefits</b>				-	<b>5,092</b>
<b>Total Students and Fringe Benefits by Fund</b>					
D10101		RU Fine Arts Institute			5,092
D11351		RU Summer Choir			-
D11352		RU Summer Orchestra			-
<b>Total Students and Fringe Benefits</b>				-	<b>5,092</b>
<b>Total Salaries and Fringe Benefits</b>				-	<b>5,772</b>
<b>Total Salaries and Fringe Benefits by Fund</b>					
D10101		RU Fine Arts Institute		-	5,772
D11351		RU Summer Choir		-	-
D11352		RU Summer Orchestra		-	-
<b>Total Salaries and Fringe Benefits</b>				-	<b>5,772</b>
<b>OTHER OPERATING EXPENDITURES (OOE)</b>					
7C		Contractual Services			1,148
7F		Commodities			393
<b>Total OOE</b>				-	<b>1,541</b>
<b>Total OOE by Fund</b>					
D10101		RU Fine Arts Institute			1,541
<b>Total OOE by Fund</b>				-	<b>1,541</b>
<b>Total FTE and Expenditures</b>				-	<b>7,313</b>
<b>Total FTE and Expenditures by Fund</b>					
D10101		RU Fine Arts Institute		-	7,313

**W.S.U ANNUAL BUDGET  
102621 - Fine Arts Institute  
For Fiscal Year 2022**

Account Code	Position Number	Name or Account Description	Months	2022 Adopted	
				Budget FTE	Amount
D11351	RU	Summer Choir		-	-
D11352	RU	Summer Orchestra		-	-
<b>Total FTE and Expenditures by Fund</b>				<b>-</b>	<b>7,313</b>

**W.S.U ANNUAL BUDGET**  
**102622 - America Reads Challenge**  
**For Fiscal Year 2022**

Account Code	Position Number	Name or Account Description	Months	2022 Adopted	
				Budget FTE	Amount
<b>USS SALARIES</b>					
<b>1000 USS Salaries-Permanent</b>					
<b>Total USS Salaries</b>				-	-
<b>Total USS Salaries by Fund</b>					
<b>Total USS Salaries by Fund</b>				-	-
<b>UNCLASSIFIED SALARIES</b>					
<b>1100 Unclassified Salaries-Permanent (Including 1105 - Stipend)</b>					
<b>Total Unclassified Salaries</b>				-	-
<b>Total Unclassified Salaries by Fund</b>					
<b>Total Unclassified Salaries by Fund</b>				-	-
<b>STUDENT ASSISTANTS AND BENEFITS</b>					
1221		Student Sal-WS-JLD/Am Rds 100%			19,794
1760		State Leave Pymt Assessment			131
1970		Workers Compensation			61
1980		Unemployment Compensation			16
<b>Total Students and Fringe Benefits</b>				-	<b>20,002</b>
<b>Total Students and Fringe Benefits by Fund</b>					
R40041		Federal Work Study Program			20,002
<b>Total Students and Fringe Benefits</b>				-	<b>20,002</b>
<b>Total Salaries and Fringe Benefits</b>				-	<b>20,002</b>
<b>Total Salaries and Fringe Benefits by Fund</b>					
R40041		Federal Work Study Program			20,002
<b>Total Salaries and Fringe Benefits</b>				-	<b>20,002</b>
<b>OTHER OPERATING EXPENDITURES (OOE)</b>					
<b>Total OOE</b>				-	-
<b>Total OOE by Fund</b>					
<b>Total OOE by Fund</b>				-	-
<b>Total FTE and Expenditures</b>				-	<b>20,002</b>
<b>Total FTE and Expenditures by Fund</b>					
R40041		Federal Work Study Program			20,002
<b>Total FTE and Expenditures by Fund</b>				-	<b>20,002</b>

**W.S.U ANNUAL BUDGET  
102630 - Conference Support  
For Fiscal Year 2022**

Account Code	Position Number	Name or Account Description	Months	2022 Adopted	
				Budget FTE	Amount
<b>USS SALARIES</b>					
<b>1000 USS Salaries-Permanent</b>					
<b>Total USS Salaries</b>				-	-
<b>Total USS Salaries by Fund</b>					
<b>Total USS Salaries by Fund</b>				-	-
<b>UNCLASSIFIED SALARIES</b>					
<b>1100 Unclassified Salaries-Permanent (Including 1105 - Stipend)</b>					
<b>Total Unclassified Salaries</b>				-	-
<b>Total Unclassified Salaries by Fund</b>					
<b>Total Unclassified Salaries by Fund</b>				-	-
<b>STUDENT ASSISTANTS AND BENEFITS</b>					
<b>Total Students and Fringe Benefits</b>				-	-
<b>Total Students and Fringe Benefits by Fund</b>					
<b>Total Students and Fringe Benefits</b>				-	-
<b>Total Salaries and Fringe Benefits</b>				-	-
<b>Total Salaries and Fringe Benefits by Fund</b>					
<b>Total Salaries and Fringe Benefits</b>				-	-
<b>OTHER OPERATING EXPENDITURES (OOE)</b>					
7C		Contractual Services			585,548
7F		Commodities			36,000
7Z		Transfers Out			100,000
<b>Total OOE</b>				-	<b>721,548</b>
<b>Total OOE by Fund</b>					
D10852		RU Conference Support			721,548
<b>Total OOE by Fund</b>				-	<b>721,548</b>
<b>Total FTE and Expenditures</b>				-	<b>721,548</b>
<b>Total FTE and Expenditures by Fund</b>					
D10852		RU Conference Support			721,548
<b>Total FTE and Expenditures by Fund</b>				-	<b>721,548</b>



**W.S.U ANNUAL BUDGET**  
**102633 - Univ Conf & Non-Credit Programs**  
**For Fiscal Year 2022**

Account Code	Position Number	Name or Account Description	Months	2022 Adopted	
				Budget FTE	Amount
<b>USS SALARIES</b>					
<b>1000 USS Salaries-Permanent</b>					
1020		USS Salaries-OT		-	1,500
		<b>Total USS Salaries</b>		<b>-</b>	<b>1,500</b>
<b>Total USS Salaries by Fund</b>					
D10045		RU Univ Conf & Non-Credit Programs		-	1,500
		<b>Total USS Salaries by Fund</b>		<b>-</b>	<b>1,500</b>
<b>UNCLASSIFIED SALARIES</b>					
<b>1100 Unclassified Salaries-Permanent (Including 1105 - Stipend)</b>					
994018		Senior Administrative Specialist Mitchell, Teruko	12	1.00	33,883
		<i>This position is fully funded from restricted use sources.</i>			
994580		Coordinator of Commencement & Conferences Vacant		1.00	42,000
		<i>\$10,500 of this position is funded from restricted use sources.</i>			
998440		Director of Workforce, Professional and Community Education Moore, Kimberly	12	1.00	104,038
998594		Administrative Specialist Harry, Jennifer	12	1.00	33,883
		<i>This position is fully funded from restricted use sources.</i>			
998614		Conference Coordinator Fontarum, Lauren	12	1.00	40,643
		<i>\$8,531 of this position is funded from restricted use sources.</i>			
1160		Unclass Sal-OT/Comp/AHR			2,300
		<b>Total Unclassified Salaries</b>		<b>5.00</b>	<b>256,748</b>
<b>Total Unclassified Salaries by Fund</b>					
A0003		GU State General Fund		0.79	32,912
A2000		GU General Fees Fund		1.75	135,538
D10045		RU Univ Conf & Non-Credit Programs		2.46	88,297
		<b>Total Unclassified Salaries by Fund</b>		<b>5.00</b>	<b>256,748</b>
<b>STUDENT ASSISTANTS AND BENEFITS</b>					
1690		Shrinkage			(4,942)
1760		State Leave Pymt Assessment			1,708
1810		KPERS Retirement			212
1830		Regents Retirement			18,258
1850		TIAA Disability			2,585
1911		Medicare			3,613
1912		OASDI			15,434
1750		Dependent Health Insurance			14,821
1752		Healthy Kids Health Insurance			1,396
1950		Single Group Health Insurance			31,349
1970		Workers Compensation			802
1980		Unemployment Compensation			204
		<b>Total Students and Fringe Benefits</b>			<b>85,440</b>

**W.S.U ANNUAL BUDGET**  
**102633 - Univ Conf & Non-Credit Programs**  
**For Fiscal Year 2022**

Account Code	Position Number	Name or Account Description	Months	2022 Adopted	
				Budget FTE	Amount
<b>Total Students and Fringe Benefits by Fund</b>					
A0003		GU State General Fund			13,896
A2000		GU General Fees Fund			29,462
D10045		RU Univ Conf & Non-Credit Programs			42,083
<b>Total Students and Fringe Benefits</b>					<b>85,440</b>
<b>Total Salaries and Fringe Benefits</b>				<b>5.00</b>	<b>343,688</b>
<b>Total Salaries and Fringe Benefits by Fund</b>					
A0003		GU State General Fund		0.79	46,808
A2000		GU General Fees Fund		1.75	165,000
D10045		RU Univ Conf & Non-Credit Programs		2.46	131,880
<b>Total Salaries and Fringe Benefits</b>				<b>5.00</b>	<b>343,688</b>
<b>OTHER OPERATING EXPENDITURES (OOE)</b>					
7C		Contractual Services			130,633
7F		Commodities			9,586
<b>Total OOE</b>					<b>140,219</b>
<b>Total OOE by Fund</b>					
A2000		GU General Fees Fund			1,718
D10045		RU Univ Conf & Non-Credit Programs			138,501
<b>Total OOE by Fund</b>					<b>140,219</b>
<b>Total FTE and Expenditures</b>				<b>5.00</b>	<b>483,907</b>
<b>Total FTE and Expenditures by Fund</b>					
A0003		GU State General Fund		0.79	46,808
A2000		GU General Fees Fund		1.75	166,718
D10045		RU Univ Conf & Non-Credit Programs		2.46	270,381
<b>Total FTE and Expenditures by Fund</b>				<b>5.00</b>	<b>483,907</b>

**W.S.U ANNUAL BUDGET  
102635 - Community Education  
For Fiscal Year 2022**

Account Code	Position Number	Name or Account Description	Months	2022 Adopted	
				Budget FTE	Amount
<b>USS SALARIES</b>					
<b>1000 USS Salaries-Permanent</b>					
<b>Total USS Salaries</b>				-	-
<b>Total USS Salaries by Fund</b>					
<b>Total USS Salaries by Fund</b>				-	-
<b>UNCLASSIFIED SALARIES</b>					
<b>1100 Unclassified Salaries-Permanent (Including 1105 - Stipend)</b>					
	998829	Administrative Officer Vacant		1.00	44,283
<i>This position is fully funded from restricted use sources.</i>					
	1110	Uncl-Salaries-Seasonal and Temp			8,000
	1115	Unclassified Salaries-Add'l Comp			10,000
	1160	Unclass Sal-OT/Comp/AHR			1,500
<b>Total Unclassified Salaries</b>				<b>1.00</b>	<b>63,783</b>
<b>Total Unclassified Salaries by Fund</b>					
	D10046	RU Community Education		1.00	63,783
<b>Total Unclassified Salaries by Fund</b>				<b>1.00</b>	<b>63,783</b>
<b>STUDENT ASSISTANTS AND BENEFITS</b>					
	1200	Student Salaries-Regular			500
	1760	State Leave Pymt Assessment			426
	1810	KPERS Retirement			-
	1830	Regents Retirement			978
	1850	TIAA Disability			558
	1911	Medicare			926
	1912	OASDI			3,955
	1950	Single Group Health Insurance			-
	1970	Workers Compensation			201
	1980	Unemployment Compensation			53
<b>Total Students and Fringe Benefits</b>				<b>7,597</b>	
<b>Total Students and Fringe Benefits by Fund</b>					
	D10046	RU Community Education			7,597
<b>Total Students and Fringe Benefits</b>				<b>7,597</b>	
<b>Total Salaries and Fringe Benefits</b>				<b>1.00</b>	<b>71,380</b>
<b>Total Salaries and Fringe Benefits by Fund</b>					
	D10046	RU Community Education		1.00	71,380
<b>Total Salaries and Fringe Benefits</b>				<b>1.00</b>	<b>71,380</b>
<b>OTHER OPERATING EXPENDITURES (OOE)</b>					
	7C	Contractual Services			125,040
	7F	Commodities			11,100
	7Z	Transfers Out			1,000
<b>Total OOE</b>				<b>137,140</b>	
<b>Total OOE by Fund</b>					
	D10046	RU Community Education			137,140
<b>Total OOE by Fund</b>				<b>137,140</b>	

**W.S.U ANNUAL BUDGET**  
**102635 - Community Education**  
**For Fiscal Year 2022**

Account Code	Position Number	Name or Account Description	Months	2022 Adopted	
				Budget FTE	Amount
<b>Total FTE and Expenditures</b>				<b>1.00</b>	<b>208,520</b>
<b>Total FTE and Expenditures by Fund</b>					
	D10046	RU Community Education		1.00	208,520
<b>Total FTE and Expenditures by Fund</b>				<b>1.00</b>	<b>208,520</b>

**W.S.U ANNUAL BUDGET**  
**102636 - Hughes Metropolitan Complex**  
**For Fiscal Year 2022**

Account Code	Position Number	Name or Account Description	Months	2022 Adopted	
				Budget FTE	Amount
<b>USS SALARIES</b>					
<b>1000 USS Salaries-Permanent</b>					
	999685	Events Services Staff Vacant	12	1.00	23,109
	999698	Custodial Supervisor Edwards, Anita	12	1.00	34,632
<b>Total USS Salaries</b>				<b>2.00</b>	<b>57,741</b>
<b>Total USS Salaries by Fund</b>					
A0003		GU State General Fund		1.00	34,632
A2000		GU General Fees Fund		1.00	23,109
<b>Total USS Salaries by Fund</b>				<b>2.00</b>	<b>57,741</b>
<b>UNCLASSIFIED SALARIES</b>					
<b>1100 Unclassified Salaries-Permanent (Including 1105 - Stipend)</b>					
	994019	Senior Administrative Assistant Lucas, Cheryl	12	1.00	32,219
	996106	Assistant Director Brewster, James	12	1.00	60,901
					<i>\$24,421 of this position is funded from restricted use sources.</i>
1160		Unclass Sal-OT/Comp/AHR			500
<b>Total Unclassified Salaries</b>				<b>2.00</b>	<b>93,620</b>
<b>Total Unclassified Salaries by Fund</b>					
A0003		GU State General Fund		1.60	68,699
D10047		RU Hughes Metropolitan Complex		0.40	24,921
<b>Total Unclassified Salaries by Fund</b>				<b>2.00</b>	<b>93,620</b>
<b>STUDENT ASSISTANTS AND BENEFITS</b>					
1200		Student Salaries-Regular			30,000
1690		Shrinkage			(4,177)
1760		State Leave Pymt Assessment			1,200
1810		KPERS Retirement			8,137
1830		Regents Retirement			7,959
1850		TIAA Disability			1,517
1911		Medicare			2,052
1912		OASDI			8,762
1750		Dependent Health Insurance			11,116
1752		Healthy Kids Health Insurance			1,397
1950		Single Group Health Insurance			23,512
1970		Workers Compensation			564
1980		Unemployment Compensation			141
<b>Total Students and Fringe Benefits</b>					<b>92,180</b>
<b>Total Students and Fringe Benefits by Fund</b>					
A0003		GU State General Fund			47,633
A2000		GU General Fees Fund			4,849
D10047		RU Hughes Metropolitan Complex			39,698
<b>Total Students and Fringe Benefits</b>					<b>92,180</b>
<b>Total Salaries and Fringe Benefits</b>				<b>4.00</b>	<b>243,541</b>

**W.S.U ANNUAL BUDGET**  
**102636 - Hughes Metropolitan Complex**  
**For Fiscal Year 2022**

Account Code	Position Number	Name or Account Description	Months	2022 Adopted	
				Budget FTE	Amount
<b>Total Salaries and Fringe Benefits by Fund</b>					
A0003		GU State General Fund		2.60	150,964
A2000		GU General Fees Fund		1.00	27,958
D10047		RU Hughes Metropolitan Complex		0.40	64,619
<b>Total Salaries and Fringe Benefits</b>				<b>4.00</b>	<b>243,541</b>
<hr/>					
<b>OTHER OPERATING EXPENDITURES (OOE)</b>					
7C		Contractual Services			16,944
7F		Commodities			12,700
7H		Capital Outlay			1,350
7V		Miscellaneous Non Expense			500
<b>Total OOE</b>					<b>31,494</b>
<hr/>					
<b>Total OOE by Fund</b>					
D10047		RU Hughes Metropolitan Complex			31,494
<b>Total OOE by Fund</b>					<b>31,494</b>
<hr/>					
<b>Total FTE and Expenditures</b>				<b>4.00</b>	<b>275,035</b>
<hr/>					
<b>Total FTE and Expenditures by Fund</b>					
A0003		GU State General Fund		2.60	150,964
A2000		GU General Fees Fund		1.00	27,958
D10047		RU Hughes Metropolitan Complex		0.40	96,113
<b>Total FTE and Expenditures by Fund</b>				<b>4.00</b>	<b>275,035</b>

**W.S.U ANNUAL BUDGET**  
**102639 - Workforce Development**  
**For Fiscal Year 2022**

Account Code	Position Number	Name or Account Description	Months	2022 Adopted	
				Budget FTE	Amount
<b>USS SALARIES</b>					
<b>1000 USS Salaries-Permanent</b>					
<b>Total USS Salaries</b>				-	-
<b>Total USS Salaries by Fund</b>					
<b>Total USS Salaries by Fund</b>				-	-
<b>UNCLASSIFIED SALARIES</b>					
<b>1100 Unclassified Salaries-Permanent (Including 1105 - Stipend)</b>					
993550		Strategic Enrollment Specialist Hidano, Tatsuya	12	1.00	42,661
<i>This position is fully funded from restricted use sources.</i>					
998232		Marketing and Workforce Education Coordinator Ezerendu, Keshia	12	1.00	45,186
<i>\$41,028 of this position is funded from restricted use sources.</i>					
<b>Total Unclassified Salaries</b>				<b>2.00</b>	<b>87,847</b>
<b>Total Unclassified Salaries by Fund</b>					
A2000		GU General Fees Fund		0.09	4,158
D11149		RU Workforce Development		1.91	83,689
<b>Total Unclassified Salaries by Fund</b>				<b>2.00</b>	<b>87,847</b>
<b>STUDENT ASSISTANTS AND BENEFITS</b>					
1690		Shrinkage			(129)
1760		State Leave Pymt Assessment			581
1830		Regents Retirement			7,469
1850		TIAA Disability			880
1911		Medicare			1,199
1912		OASDI			5,124
1750		Dependent Health Insurance			3,705
1752		Healthy Kids Health Insurance			698
1950		Single Group Health Insurance			15,675
1970		Workers Compensation			272
1980		Unemployment Compensation			68
<b>Total Students and Fringe Benefits</b>					<b>35,542</b>
<b>Total Students and Fringe Benefits by Fund</b>					
A2000		GU General Fees Fund			1,349
D11149		RU Workforce Development			34,193
<b>Total Students and Fringe Benefits</b>					<b>35,542</b>
<b>Total Salaries and Fringe Benefits</b>				<b>2.00</b>	<b>123,389</b>
<b>Total Salaries and Fringe Benefits by Fund</b>					
A2000		GU General Fees Fund		0.09	5,507
D11149		RU Workforce Development		1.91	117,882
<b>Total Salaries and Fringe Benefits</b>				<b>2.00</b>	<b>123,389</b>
<b>OTHER OPERATING EXPENDITURES (OE)</b>					
7C		Contractual Services			18,729
7F		Commodities			750

**W.S.U ANNUAL BUDGET**  
**102639 - Workforce Development**  
**For Fiscal Year 2022**

Account Code	Position Number	Name or Account Description	Months	2022 Adopted	
				Budget FTE	Amount
	7Z	Transfers Out			1,000
<b>Total OOE</b>					<b>20,479</b>
<b>Total OOE by Fund</b>					
	D11149	RU Workforce Development			20,479
<b>Total OOE by Fund</b>					<b>20,479</b>
<b>Total FTE and Expenditures</b>				<b>2.00</b>	<b>143,868</b>
<b>Total FTE and Expenditures by Fund</b>					
	A2000	GU General Fees Fund		0.09	5,507
	D11149	RU Workforce Development		1.91	138,361
<b>Total FTE and Expenditures by Fund</b>				<b>2.00</b>	<b>143,868</b>



**W.S.U ANNUAL BUDGET**  
**102650 - Training and Technology Team-T3 Lab**  
**For Fiscal Year 2022**

Account Code	Position Number	Name or Account Description	Months	2022 Adopted	
				Budget FTE	Amount
<b>USS SALARIES</b>					
<b>1000 USS Salaries-Permanent</b>					
<b>Total USS Salaries</b>				-	-
<b>Total USS Salaries by Fund</b>					
<b>Total USS Salaries by Fund</b>				-	-
<b>UNCLASSIFIED SALARIES</b>					
<b>1100 Unclassified Salaries-Permanent (Including 1105 - Stipend)</b>					
993007		Software Developer Hanif, Unaza	12	1.00	71,000
<i>This position is fully funded from restricted use sources.</i>					
994959		Director Training & Technology Jones, Amy	12	1.00	98,325
<i>This position is fully funded from restricted use sources.</i>					
994961		Senior Solutions Architect Khan, Haris	12	1.00	113,851
<i>This position is fully funded from restricted use sources.</i>					
994964		Principal Designer Christensen, Linh	12	1.00	68,244
<i>This position is fully funded from restricted use sources.</i>					
995235		Software Engineer Schmidt, Jared	12	1.00	82,000
<i>This position is fully funded from restricted use sources.</i>					
1115		Unclassified Salaries-Add'l Comp			50,000
1130		Grad Assistants-Research			80,000
<b>Total Unclassified Salaries</b>				<b>5.00</b>	<b>563,420</b>
<b>Total Unclassified Salaries by Fund</b>					
D10393		RU Training and Tech Team-T3		5.00	563,420
<b>Total Unclassified Salaries by Fund</b>				<b>5.00</b>	<b>563,420</b>
<b>STUDENT ASSISTANTS AND BENEFITS</b>					
1200		Student Salaries-Regular			60,000
1760		State Leave Pymt Assessment			4,117
1830		Regents Retirement			41,093
1850		TIAA Disability			4,836
1911		Medicare			6,882
1912		OASDI			29,415
1750		Dependent Health Insurance			11,115
1950		Single Group Health Insurance			39,185
1970		Workers Compensation			1,923
1980		Unemployment Compensation			495
<b>Total Students and Fringe Benefits</b>					<b>199,061</b>
<b>Total Students and Fringe Benefits by Fund</b>					
D10393		RU Training and Tech Team-T3			199,061

**W.S.U ANNUAL BUDGET**  
**102650 - Training and Technology Team-T3 Lab**  
**For Fiscal Year 2022**

Account Code	Position Number	Name or Account Description	Months	2022 Adopted	
				Budget FTE	Amount
<b>Total Students and Fringe Benefits</b>					<b>199,061</b>
<b>Total Salaries and Fringe Benefits</b>				<b>5.00</b>	<b>762,481</b>
<b>Total Salaries and Fringe Benefits by Fund</b>					
D10393	RU	Training and Tech Team-T3		5.00	762,481
<b>Total Salaries and Fringe Benefits</b>				<b>5.00</b>	<b>762,481</b>
<hr/>					
<b>OTHER OPERATING EXPENDITURES (OOE)</b>					
7C		Contractual Services			127,405
7F		Commodities			1,200
7H		Capital Outlay			3,000
7X		Indirect Costs			104,408
7Z		Transfers Out			167,053
<b>Total OOE</b>					<b>403,066</b>
<b>Total OOE by Fund</b>					
D10393	RU	Training and Tech Team-T3			131,605
D11555	SRO	T3 Reserve			271,461
<b>Total OOE by Fund</b>					<b>403,066</b>
<b>Total FTE and Expenditures</b>				<b>5.00</b>	<b>1,165,547</b>
<b>Total FTE and Expenditures by Fund</b>					
D10393	RU	Training and Tech Team-T3		5.00	894,086
D11555	SRO	T3 Reserve		-	271,461
<b>Total FTE and Expenditures by Fund</b>				<b>5.00</b>	<b>1,165,547</b>

**Wichita State University**  
**Fiscal Year 2022 Annual Operating Budget**

**Public Service Program**  
**Program Code 46000**

**Public Service Program Budget Summary**

<u>Expenditures</u>	<u>General Use Funds</u>				<u>Restricted Use Funds</u>	<u>Total Budget</u>	<u>% of Total Budget</u>
	<u>State General Fund</u>	<u>General Fees (Tuition) Fund</u>	<u>Total</u>	<u>% of General Use Budget</u>			
<b>Salaries and Fringe Benefits</b>							
University Support Staff Salaries	\$ 34,632	\$ 23,109	\$ 57,741	6.3%	\$ 35,074	\$ 92,815	0.6%
Unclassified Salaries	448,107	198,705	646,812	70.1%	8,242,940	8,889,752	61.5%
Student Salaries	7,459	-	7,459	0.8%	174,044	181,503	1.3%
Fringe Benefits	171,811	45,430	217,241	23.5%	2,407,877	2,625,118	18.2%
Shrinkage	(15,098)	(6,094)	(21,192)	-2.3%	-	(21,192)	-0.1%
<b>Subtotal Salaries and Fringe Benefits</b>	<u>\$ 646,911</u>	<u>\$ 261,150</u>	<u>\$ 908,061</u>	<u>98.4%</u>	<u>\$ 10,859,935</u>	<u>\$ 11,767,996</u>	<u>81.4%</u>
<b>Other Operating Expenditures</b>	<u>\$ -</u>	<u>\$ 14,975</u>	<u>\$ 14,975</u>	<u>1.6%</u>	<u>\$ 2,677,197</u>	<u>\$ 2,692,172</u>	<u>18.6%</u>
<b>Total Public Service Program Budget</b>	<u><u>\$ 646,911</u></u>	<u><u>\$ 276,125</u></u>	<u><u>\$ 923,036</u></u>	<u><u>100.0%</u></u>	<u><u>\$ 13,537,132</u></u>	<u><u>\$ 14,460,168</u></u>	<u><u>100.0%</u></u>

Summary excludes nonreportable expenditures

**Wichita State University**  
**Fiscal Year 2022 Annual Operating Budget**

**Academic Support Program**  
**Program Code 43000**

**Academic Support Program Definition**

The Academic Support Program includes funds expended to provide support services for the institution's primary missions: instruction, research, and public service. It includes the retention, preservation, and display of educational materials (libraries, museums, and galleries); media (audio-visual services); information technology; academic administration (including academic deans but not department chairpersons); personnel development; and separately budgeted support for course and curriculum development. The Academic Support Program is further divided into six sub-programs: Libraries (43041), Museums and Galleries (43042), Audio Visual Services (43043), Computing Support (43044), Ancillary Support (43045) and Academic Administration (43046).

**W.S.U ANNUAL BUDGET**  
**102800 - Library**  
**For Fiscal Year 2022**

Account Code	Position Number	Name or Account Description	Months	2022 Adopted	
				Budget FTE	Amount
<b>USS SALARIES</b>					
<b>1000 USS Salaries-Permanent</b>					
	999420	Library Assistant II Ramirez, Catherine	12	1.00	35,485
	999590	Library Specialist Robertson, Jack	12	1.00	30,680
	999646	Library Assistant II Vacant		1.00	33,051
	999781	Library Digital Resources Specialist Mapel, Rachel	12	1.00	30,202
	999782	Library Assistant II Diaz, Anita	12	1.00	36,400
	999789	Library Assistant II Vacant		1.00	41,142
	999791	Library Assistant II Vacant		1.00	37,336
	999792	Library Assistant III Vacant		1.00	40,082
	999794	Metadata Specialist Versch, Stephanie	12	1.00	30,555
	999796	Library Assistant I Lewis, Judith	12	1.00	31,450
	999797	Program Consultant II Nelson, Mary	12	1.00	46,363
	999799	Library Assistant I Allen, Laurie	12	1.00	36,400
	999802	Library Communications and Marketing Specialist Dick, Clinton	12	1.00	33,696
	999842	Library Assistant II Weber, Douglas	12	1.00	37,336
	999961	Library Assistant III McGrath, Carrye	12	1.00	33,883
		<b>Total USS Salaries</b>		<b>15.00</b>	<b>534,061</b>
<b>Total USS Salaries by Fund</b>					
	A0003	GU State General Fund		15.00	534,061
		<b>Total USS Salaries by Fund</b>		<b>15.00</b>	<b>534,061</b>

**UNCLASSIFIED SALARIES**

**1100 Unclassified Salaries-Permanent (Including 1105 - Stipend)**

	993071	Assistant Circulation Supervisor Underhill, Haley	12	1.00	29,827
	993502	Stacks & Facilities Manager			

**W.S.U ANNUAL BUDGET**  
**102800 - Library**  
**For Fiscal Year 2022**

Account Code	Position Number	Name or Account Description	Months	2022 Adopted	
				Budget FTE	Amount
		Huff, Tanner	12	1.00	29,827
994024		Information Services Research Assistant Pierpoint, Jessica	12	1.00	29,827
994054		Circulation Supervisor Petersen, Alisha	12	1.00	31,470
996969		Reserves Specialist Rue, Sara	12	1.00	30,555
997578		Processing Archivist Munson, Amanda	12	1.00	35,547
997667		Assistant Professor and Technology Development Librarian Willis, Samuel	12	1.00	55,677
997939		Technology Support Analyst Caldwell, Anthony	12	1.00	51,834
997982		Assistant Professor and Digital Resources Librarian O'Reilly, Faye	12	1.00	56,389
997983		Instruction and Research Services Librarian and Assistant Professor Bowen, Aaron	12	1.00	56,972
997984		Associate Dean for Academic Engagement and Public Services and Assistant Professor Williams, Ginger	12	1.00	82,400
997985		Instruction and Research Services Librarian and Assistant Professor Filbert, Nathan	12	1.00	55,165
997987		Associate Professor and Cataloging and Institutional Repository Librarian Matveyeva, Susan	12	1.00	68,465
997989		Instruction and Outreach and Teaching Professor Paul, Angela	12	1.00	47,100
997990		Assistant Professor and Coordinator of Collection Acquisitions Koger, Victoria	12	1.00	61,000
997991		Instruction and Research Services Librarian and Assistant Professor Kuhlmann, Lacy	12	1.00	55,217
997993		Director of Library Technologies Usmani, Muhammad	12	1.00	91,580
997994		Associate Professor and Metadata and Digital Initiatives Librarian Walker, Elizabeth	12	1.00	66,346
997996		Associate Dean for Technical Services and Associate Professor			

**W.S.U ANNUAL BUDGET**  
**102800 - Library**  
**For Fiscal Year 2022**

Account Code	Position Number	Name or Account Description	Months	2022 Adopted	
				Budget FTE	Amount
		Deyoe, Nancy	12	1.00	89,801
	997997	Coordinator of Library Instructional Services and Assistant Professor Sclafani, Maria	12	1.00	50,000
	997998	Curator of Special Collections and University Archivist and Assistant Professor Cerri, Jessica	12	1.00	63,457
	997999	Engineering, Patents & Trademark Librarian & Assistant Professor Wyant, Nicholas	12	1.00	63,000
	998001	Coordinator of Collection Development and Associate Professor Moore-Jansen, Cathy	12	1.00	89,800
	998335	Associate Professor and Music and Fine Arts Librarian Crane, Rachel	12	1.00	67,653
	998697	Access Services Manager Jackson, Cynorra	12	1.00	42,682
	998802	Library Specialist Unruh, Kelsey	12	1.00	30,014
	999310	Digital Preservation and Government Documents Processing Specialist Henning, Samantha	12	1.00	29,827
	999569	Humanities & Social Sciences Librarian and Assistant Professor Lindsay, Ethan	12	1.00	54,000
	999787	Senior Administrative Assistant Grimes, Madison	12	1.00	30,659
	999798	Institutional Repository and Digital Support Specialist Thompson, Grant	12	1.00	31,990
	1110	Uncl-Salaries-Seasonal and Temp			799
	1120	Grad Assistants-Indirect Instruct			1,336
	1140	Grad Assistants-Other			97,695
		<b>Total Unclassified Salaries</b>		<b>30.00</b>	<b>1,677,913</b>
		<b>Total Unclassified Salaries by Fund</b>			
	A0003	GU State General Fund		22.00	1,133,745
	A2000	GU General Fees Fund		8.00	459,816
	D10202	RU Library		-	10,057
	D11204	RU Library-SCKLS		-	74,295
		<b>Total Unclassified Salaries by Fund</b>		<b>30.00</b>	<b>1,677,913</b>
<b>STUDENT ASSISTANTS AND BENEFITS</b>					
	1200	Student Salaries-Regular			10,000
	1690	Shrinkage			(65,674)
	1760	State Leave Pymt Assessment			14,690
	1810	KPERS Retirement			44,888

**W.S.U ANNUAL BUDGET**  
**102800 - Library**  
**For Fiscal Year 2022**

Account Code	Position Number	Name or Account Description	Months	2022 Adopted	
				Budget FTE	Amount
1830	Regents	Retirement			139,586
1850	TIAA	Disability			21,139
1911	Medicare				29,340
1912	OASDI				125,379
1750	Dependent Health Insurance				55,575
1752	Healthy Kids Health Insurance				-
1950	Single Group Health Insurance				313,482
1970	Workers Compensation				6,868
1980	Unemployment Compensation				1,730
<b>Total Students and Fringe Benefits</b>					<b>697,003</b>
<b>Total Students and Fringe Benefits by Fund</b>					
A0003	GU State General Fund				550,514
A2000	GU General Fees Fund				135,497
D10202	RU Library				107
D11204	RU Library-SCKLS				10,885
<b>Total Students and Fringe Benefits</b>					<b>697,003</b>
<b>Total Salaries and Fringe Benefits</b>				<b>45.00</b>	<b>2,908,977</b>
<b>Total Salaries and Fringe Benefits by Fund</b>					
A0003	GU State General Fund			37.00	2,218,320
A2000	GU General Fees Fund			8.00	595,313
D10202	RU Library			-	10,164
D11204	RU Library-SCKLS			-	85,180
<b>Total Salaries and Fringe Benefits</b>				<b>45.00</b>	<b>2,908,977</b>
<b>OTHER OPERATING EXPENDITURES (OOE)</b>					
7C	Contractual Services				96,611
7F	Commodities				25,511
7H	Capital Outlay				9,480
<b>Total OOE</b>					<b>131,602</b>
<b>Total OOE by Fund</b>					
A2000	GU General Fees Fund				87,048
D10202	RU Library				43,714
D11204	RU Library-SCKLS				840
<b>Total OOE by Fund</b>					<b>131,602</b>
<b>Total FTE and Expenditures</b>				<b>45.00</b>	<b>3,040,579</b>
<b>Total FTE and Expenditures by Fund</b>					
A0003	GU State General Fund			37.00	2,218,320
A2000	GU General Fees Fund			8.00	682,361
D10202	RU Library			-	53,878
D11204	RU Library-SCKLS			-	86,020
<b>Total FTE and Expenditures by Fund</b>				<b>45.00</b>	<b>3,040,579</b>



**W.S.U ANNUAL BUDGET**  
**102801 - Library Dean's Office**  
**For Fiscal Year 2022**

Account Code	Position Number	Name or Account Description	Months	2022 Adopted	
				Budget FTE	Amount
<b>USS SALARIES</b>					
<b>1000 USS Salaries-Permanent</b>					
<b>Total USS Salaries</b>				-	-
<b>Total USS Salaries by Fund</b>					
<b>Total USS Salaries by Fund</b>				-	-
<b>UNCLASSIFIED SALARIES</b>					
<b>1100 Unclassified Salaries-Permanent (Including 1105 - Stipend)</b>					
993046		Assistant to the Dean Sauls, Stephanie	12	1.00	47,611
998002		Dean of University Libraries and Associate Professor Downes, Kathy	12	1.00	163,339
<b>Total Unclassified Salaries</b>				<b>2.00</b>	<b>210,950</b>
<b>Total Unclassified Salaries by Fund</b>					
A0003		GU State General Fund		2.00	210,950
<b>Total Unclassified Salaries by Fund</b>				<b>2.00</b>	<b>210,950</b>
<b>STUDENT ASSISTANTS AND BENEFITS</b>					
1690		Shrinkage			(6,074)
1760		State Leave Pymt Assessment			1,394
1810		KPERS Retirement			6,709
1830		Regents Retirement			13,884
1850		TIAA Disability			2,111
1911		Medicare			3,043
1912		OASDI			11,767
1950		Single Group Health Insurance			15,674
1970		Workers Compensation			652
1980		Unemployment Compensation			169
<b>Total Students and Fringe Benefits</b>					<b>49,329</b>
<b>Total Students and Fringe Benefits by Fund</b>					
A0003		GU State General Fund			49,329
<b>Total Students and Fringe Benefits</b>					<b>49,329</b>
<b>Total Salaries and Fringe Benefits</b>				<b>2.00</b>	<b>260,279</b>
<b>Total Salaries and Fringe Benefits by Fund</b>					
A0003		GU State General Fund		2.00	260,279
<b>Total Salaries and Fringe Benefits</b>				<b>2.00</b>	<b>260,279</b>
<b>OTHER OPERATING EXPENDITURES (OOE)</b>					
7C		Contractual Services			17,397
7F		Commodities			9,200
7H		Capital Outlay			1,334
7Z		Transfers Out			-
<b>Total OOE</b>					<b>27,931</b>
<b>Total OOE by Fund</b>					
A2000		GU General Fees Fund			24,134
D10203		RU Library Dean's Office			3,797

**W.S.U ANNUAL BUDGET  
102801 - Library Dean's Office  
For Fiscal Year 2022**

Account Code	Position Number	Name or Account Description	Months	2022 Adopted	
				Budget FTE	Amount
<b>Total OOE by Fund</b>					<b>27,931</b>
<b>Total FTE and Expenditures</b>				<b>2.00</b>	<b>288,210</b>
<b>Total FTE and Expenditures by Fund</b>					
A0003		GU State General Fund		2.00	260,279
A2000		GU General Fees Fund		-	24,134
D10203		RU Library Dean's Office		-	3,797
<b>Total FTE and Expenditures by Fund</b>				<b>2.00</b>	<b>288,210</b>

**W.S.U ANNUAL BUDGET  
102802 - Library Training  
For Fiscal Year 2022**

Account Code	Position Number	Name or Account Description	Months	2022 Adopted	
				Budget FTE	Amount
<b>USS SALARIES</b>					
<b>1000 USS Salaries-Permanent</b>					
<b>Total USS Salaries</b>				-	-
<b>Total USS Salaries by Fund</b>					
<b>Total USS Salaries by Fund</b>				-	-
<b>UNCLASSIFIED SALARIES</b>					
<b>1100 Unclassified Salaries-Permanent (Including 1105 - Stipend)</b>					
<b>Total Unclassified Salaries</b>				-	-
<b>Total Unclassified Salaries by Fund</b>					
<b>Total Unclassified Salaries by Fund</b>				-	-
<b>STUDENT ASSISTANTS AND BENEFITS</b>					
<b>Total Students and Fringe Benefits</b>				-	-
<b>Total Students and Fringe Benefits by Fund</b>					
<b>Total Students and Fringe Benefits</b>				-	-
<b>Total Salaries and Fringe Benefits</b>				-	-
<b>Total Salaries and Fringe Benefits by Fund</b>					
<b>Total Salaries and Fringe Benefits</b>				-	-
<b>OTHER OPERATING EXPENDITURES (OOE)</b>					
7C Contractual Services				3,830	
<b>Total OOE</b>				<b>3,830</b>	
<b>Total OOE by Fund</b>					
A2000		GU General Fees Fund		3,830	
<b>Total OOE by Fund</b>				<b>3,830</b>	
<b>Total FTE and Expenditures</b>				-	<b>3,830</b>
<b>Total FTE and Expenditures by Fund</b>					
A2000		GU General Fees Fund		-	3,830
<b>Total FTE and Expenditures by Fund</b>				-	<b>3,830</b>

**W.S.U ANNUAL BUDGET**  
**102822 - Library - Access Services**  
**For Fiscal Year 2022**

Account Code	Position Number	Name or Account Description	Months	2022 Adopted	
				Budget FTE	Amount
<b>USS SALARIES</b>					
<b>1000 USS Salaries-Permanent</b>					
<b>Total USS Salaries</b>				-	-
<b>Total USS Salaries by Fund</b>					
<b>Total USS Salaries by Fund</b>				-	-
<b>UNCLASSIFIED SALARIES</b>					
<b>1100 Unclassified Salaries-Permanent (Including 1105 - Stipend)</b>					
<b>Total Unclassified Salaries</b>				-	-
<b>Total Unclassified Salaries by Fund</b>					
<b>Total Unclassified Salaries by Fund</b>				-	-
<b>STUDENT ASSISTANTS AND BENEFITS</b>					
1200		Student Salaries-Regular			100,000
1210		Student Salaries-WS-WSU Match			10,692
1220		Student Sal-Workstudy Federal			19,993
1690		Shrinkage			(2,522)
1760		State Leave Pymt Assessment			863
1970		Workers Compensation			404
1980		Unemployment Compensation			105
<b>Total Students and Fringe Benefits</b>				-	<b>129,535</b>
<b>Total Students and Fringe Benefits by Fund</b>					
A2000		GU General Fees Fund			108,127
D10206		RU Library - Access Services			1,205
R40041		Federal Work Study Program			20,203
<b>Total Students and Fringe Benefits</b>				-	<b>129,535</b>
<b>Total Salaries and Fringe Benefits</b>				-	<b>129,535</b>
<b>Total Salaries and Fringe Benefits by Fund</b>					
A2000		GU General Fees Fund		-	108,127
D10206		RU Library - Access Services		-	1,205
R40041		Federal Work Study Program		-	20,203
<b>Total Salaries and Fringe Benefits</b>				-	<b>129,535</b>
<b>OTHER OPERATING EXPENDITURES (OOE)</b>					
<b>Total OOE</b>				-	-
<b>Total OOE by Fund</b>					
<b>Total OOE by Fund</b>				-	-
<b>Total FTE and Expenditures</b>				-	<b>129,535</b>
<b>Total FTE and Expenditures by Fund</b>					
A2000		GU General Fees Fund		-	108,127
D10206		RU Library - Access Services		-	1,205
R40041		Federal Work Study Program		-	20,203
<b>Total FTE and Expenditures by Fund</b>				-	<b>129,535</b>

**W.S.U ANNUAL BUDGET**  
**102827 - Library - Information Resources**  
**For Fiscal Year 2022**

Account Code	Position Number	Name or Account Description	Months	2022 Adopted	
				Budget FTE	Amount
<b>USS SALARIES</b>					
<b>1000 USS Salaries-Permanent</b>					
<b>Total USS Salaries</b>				-	-
<b>Total USS Salaries by Fund</b>					
<b>Total USS Salaries by Fund</b>				-	-
<b>UNCLASSIFIED SALARIES</b>					
<b>1100 Unclassified Salaries-Permanent (Including 1105 - Stipend)</b>					
<b>Total Unclassified Salaries</b>				-	-
<b>Total Unclassified Salaries by Fund</b>					
<b>Total Unclassified Salaries by Fund</b>				-	-
<b>STUDENT ASSISTANTS AND BENEFITS</b>					
<b>Total Students and Fringe Benefits</b>				-	-
<b>Total Students and Fringe Benefits by Fund</b>					
<b>Total Students and Fringe Benefits</b>				-	-
<b>Total Salaries and Fringe Benefits</b>				-	-
<b>Total Salaries and Fringe Benefits by Fund</b>					
<b>Total Salaries and Fringe Benefits</b>				-	-
<b>OTHER OPERATING EXPENDITURES (OOE)</b>					
7C		Contractual Services			2,318,314
7F		Commodities			307,060
7L		Grants Claims & Shared Revenue			20,000
<b>Total OOE</b>					<b>2,645,374</b>
<b>Total OOE by Fund</b>					
A0003		GU State General Fund			24,080
A2000		GU General Fees Fund			2,491,730
D10211		RU Library - Information Resources			129,564
<b>Total OOE by Fund</b>					<b>2,645,374</b>
<b>Total FTE and Expenditures</b>				-	<b>2,645,374</b>
<b>Total FTE and Expenditures by Fund</b>					
A0003		GU State General Fund		-	24,080
A2000		GU General Fees Fund		-	2,491,730
D10211		RU Library - Information Resources		-	129,564
<b>Total FTE and Expenditures by Fund</b>				-	<b>2,645,374</b>

**W.S.U ANNUAL BUDGET**  
**102067 - Holmes Museum of Anthropology**  
**For Fiscal Year 2022**

Account Code	Position Number	Name or Account Description	Months	2022 Adopted	
				Budget FTE	Amount
<b>USS SALARIES</b>					
<b>1000 USS Salaries-Permanent</b>					
<b>Total USS Salaries</b>				-	-
<b>Total USS Salaries by Fund</b>					
<b>Total USS Salaries by Fund</b>				-	-
<b>UNCLASSIFIED SALARIES</b>					
<b>1100 Unclassified Salaries-Permanent (Including 1105 - Stipend)</b>					
	998249	Director of the Museum of Anthropology Meinecke, Rachelle	12	1.00	42,032
<b>Total Unclassified Salaries</b>				<b>1.00</b>	<b>42,032</b>
<b>Total Unclassified Salaries by Fund</b>					
	A0003	GU State General Fund		1.00	42,032
<b>Total Unclassified Salaries by Fund</b>				<b>1.00</b>	<b>42,032</b>
<b>STUDENT ASSISTANTS AND BENEFITS</b>					
	1210	Student Salaries-WS-WSU Match			667
	1220	Student Sal-Workstudy Federal			1,978
	1690	Shrinkage			(1,402)
	1760	State Leave Pymt Assessment			297
	1830	Regents Retirement			3,573
	1850	TIAA Disability			421
	1911	Medicare			535
	1912	OASDI			2,285
	1750	Dependent Health Insurance			3,705
	1950	Single Group Health Insurance			7,837
	1970	Workers Compensation			140
	1980	Unemployment Compensation			33
<b>Total Students and Fringe Benefits</b>					<b>20,069</b>
<b>Total Students and Fringe Benefits by Fund</b>					
	A0003	GU State General Fund			18,068
	R40041	Federal Work Study Program			2,001
<b>Total Students and Fringe Benefits</b>					<b>20,069</b>
<b>Total Salaries and Fringe Benefits</b>				<b>1.00</b>	<b>62,101</b>
<b>Total Salaries and Fringe Benefits by Fund</b>					
	A0003	GU State General Fund		1.00	60,100
	R40041	Federal Work Study Program		-	2,001
<b>Total Salaries and Fringe Benefits</b>				<b>1.00</b>	<b>62,101</b>
<b>OTHER OPERATING EXPENDITURES (OOE)</b>					
	7C	Contractual Services			345
<b>Total OOE</b>					<b>345</b>
<b>Total OOE by Fund</b>					
	A2000	GU General Fees Fund			345
<b>Total OOE by Fund</b>					<b>345</b>
<b>Total FTE and Expenditures</b>				<b>1.00</b>	<b>62,446</b>

**W.S.U ANNUAL BUDGET**  
**102067 - Holmes Museum of Anthropology**  
**For Fiscal Year 2022**

Account Code	Position Number	Name or Account Description	Months	2022 Adopted	
				Budget FTE	Amount
<b>Total FTE and Expenditures by Fund</b>					
A0003		GU State General Fund		1.00	60,100
A2000		GU General Fees Fund		-	345
R40041		Federal Work Study Program		-	2,001
<b>Total FTE and Expenditures by Fund</b>				<b>1.00</b>	<b>62,446</b>

**W.S.U ANNUAL BUDGET**  
**102134 - Ulrich Museum of Art**  
**For Fiscal Year 2022**

Account Code	Position Number	Name or Account Description	Months	2022 Adopted	
				Budget FTE	Amount
<b>USS SALARIES</b>					
<b>1000 USS Salaries-Permanent</b>					
<b>Total USS Salaries</b>				-	-
<b>Total USS Salaries by Fund</b>					
<b>Total USS Salaries by Fund</b>				-	-
<b>UNCLASSIFIED SALARIES</b>					
<b>1100 Unclassified Salaries-Permanent (Including 1105 - Stipend)</b>					
994438		Finance and Office Manager Ramondetta, Joanna	12	1.00	40,000
997082		Membership and Special Events Manager Cople, Carolyn	12	1.00	44,325
997854		Art Registrar Cox, JoBeth	12	1.00	48,006
		<i>\$27,455 of this position is funded from restricted use sources.</i>			
997860		Curator of Modern and Contemporary Art Gurshtein, Ksenya	12	1.00	48,720
997905		Museum Educator Erwin, Jana	12	1.00	48,031
998000		Art Exhibition Designer Porter, James	12	1.00	55,167
998033		Creative Communications Manager Arab, Ranjit	12	1.00	45,000
998568		Director, Edwin A. Ulrich Museum of Art Brothers, Leslie	12	1.00	101,500
1110		Uncl-Salaries-Seasonal and Temp			-
<b>Total Unclassified Salaries</b>				<b>8.00</b>	<b>430,749</b>
<b>Total Unclassified Salaries by Fund</b>					
A0003		GU State General Fund		4.00	184,492
A2000		GU General Fees Fund		3.43	218,802
D10328		RU Edwin A. Ulrich Museum of Art		0.57	27,455
<b>Total Unclassified Salaries by Fund</b>				<b>8.00</b>	<b>430,749</b>
<b>STUDENT ASSISTANTS AND BENEFITS</b>					
1200		Student Salaries-Regular			48,354
1210		Student Salaries-WS-WSU Match			1,100
1220		Student Sal-Workstudy Federal			2,968
1690		Shrinkage			(12,860)
1760		State Leave Pymt Assessment			3,195
1830		Regents Retirement			36,619
1850		TIAA Disability			4,311



**W.S.U ANNUAL BUDGET**  
**102134 - Ulrich Museum of Art**  
**For Fiscal Year 2022**

Account Code	Position Number	Name or Account Description	Months	2022 Adopted	
				Budget FTE	Amount
1911	Medicare				6,074
1912	OASDI				25,960
1750	Dependent Health Insurance				11,116
1950	Single Group Health Insurance				54,860
1970	Workers Compensation				1,495
1980	Unemployment Compensation				383
<b>Total Students and Fringe Benefits</b>					<b>183,575</b>
<b>Total Students and Fringe Benefits by Fund</b>					
A0003	GU State General Fund				90,231
A2000	GU General Fees Fund				57,501
D10328	RU Edwin A. Ulrich Museum of Art				32,842
R40041	Federal Work Study Program				3,001
<b>Total Students and Fringe Benefits</b>					<b>183,575</b>
<b>Total Salaries and Fringe Benefits</b>				<b>8.00</b>	<b>614,324</b>
<b>Total Salaries and Fringe Benefits by Fund</b>					
A0003	GU State General Fund			4.00	274,723
A2000	GU General Fees Fund			3.43	276,303
D10328	RU Edwin A. Ulrich Museum of Art			0.57	60,297
R40041	Federal Work Study Program			-	3,001
<b>Total Salaries and Fringe Benefits</b>				<b>8.00</b>	<b>614,324</b>
<b>OTHER OPERATING EXPENDITURES (OOE)</b>					
7C	Contractual Services				42,291
7F	Commodities				24,681
7H	Capital Outlay				2,739
7V	Miscellaneous Non Expense				804
<b>Total OOE</b>					<b>70,515</b>
<b>Total OOE by Fund</b>					
A2000	GU General Fees Fund				22,062
D10328	RU Edwin A. Ulrich Museum of Art				48,453
<b>Total OOE by Fund</b>					<b>70,515</b>
<b>Total FTE and Expenditures</b>				<b>8.00</b>	<b>684,839</b>
<b>Total FTE and Expenditures by Fund</b>					
A0003	GU State General Fund			4.00	274,723
A2000	GU General Fees Fund			3.43	298,365
D10328	RU Edwin A. Ulrich Museum of Art			0.57	108,750
R40041	Federal Work Study Program			-	3,001
<b>Total FTE and Expenditures by Fund</b>				<b>8.00</b>	<b>684,839</b>

**W.S.U ANNUAL BUDGET**  
**102330 - MRC - Telecourse Services**  
**For Fiscal Year 2022**

Account Code	Position Number	Name or Account Description	Months	2022 Adopted	
				Budget FTE	Amount
<b>USS SALARIES</b>					
<b>1000 USS Salaries-Permanent</b>					
<b>Total USS Salaries</b>				-	-
<b>Total USS Salaries by Fund</b>					
<b>Total USS Salaries by Fund</b>				-	-
<b>UNCLASSIFIED SALARIES</b>					
<b>1100 Unclassified Salaries-Permanent (Including 1105 - Stipend)</b>					
<b>Total Unclassified Salaries</b>				-	-
<b>Total Unclassified Salaries by Fund</b>					
<b>Total Unclassified Salaries by Fund</b>				-	-
<b>STUDENT ASSISTANTS AND BENEFITS</b>					
1200		Student Salaries-Regular			1,000
1760		State Leave Pymt Assessment			7
1970		Workers Compensation			4
1980		Unemployment Compensation			1
<b>Total Students and Fringe Benefits</b>				-	<b>1,012</b>
<b>Total Students and Fringe Benefits by Fund</b>					
D10218		RU MRC - Telecourse Services			1,012
<b>Total Students and Fringe Benefits</b>				-	<b>1,012</b>
<b>Total Salaries and Fringe Benefits</b>				-	<b>1,012</b>
<b>Total Salaries and Fringe Benefits by Fund</b>					
D10218		RU MRC - Telecourse Services			1,012
<b>Total Salaries and Fringe Benefits</b>				-	<b>1,012</b>
<b>OTHER OPERATING EXPENDITURES (OOE)</b>					
7C		Contractual Services			58,864
7F		Commodities			1,974
<b>Total OOE</b>				-	<b>60,838</b>
<b>Total OOE by Fund</b>					
D10218		RU MRC - Telecourse Services			60,838
<b>Total OOE by Fund</b>				-	<b>60,838</b>
<b>Total FTE and Expenditures</b>				-	<b>61,850</b>
<b>Total FTE and Expenditures by Fund</b>					
D10218		RU MRC - Telecourse Services			61,850
<b>Total FTE and Expenditures by Fund</b>				-	<b>61,850</b>

**W.S.U ANNUAL BUDGET**  
**102805 - Media Resources Admin Services**  
**For Fiscal Year 2022**

Account Code	Position Number	Name or Account Description	Months	2022 Adopted	
				Budget FTE	Amount
<b>USS SALARIES</b>					
<b>1000 USS Salaries-Permanent</b>					
1020		USS Salaries-OT		-	387
		<b>Total USS Salaries</b>		<b>-</b>	<b>387</b>
<b>Total USS Salaries by Fund</b>					
A0003		GU State General Fund		-	387
		<b>Total USS Salaries by Fund</b>		<b>-</b>	<b>387</b>
<b>UNCLASSIFIED SALARIES</b>					
<b>1100 Unclassified Salaries-Permanent (Including 1105 - Stipend)</b>					
997731		Director of Media Resources Center Jones, John	12	1.00	104,038
999824		Office Manager Dilbeck, Crystal	12	1.00	42,016
		<b>Total Unclassified Salaries</b>		<b>2.00</b>	<b>146,054</b>
<b>Total Unclassified Salaries by Fund</b>					
A0003		GU State General Fund		1.00	42,016
A2000		GU General Fees Fund		1.00	104,038
		<b>Total Unclassified Salaries by Fund</b>		<b>2.00</b>	<b>146,054</b>
<b>STUDENT ASSISTANTS AND BENEFITS</b>					
1690		Shrinkage			(4,454)
1760		State Leave Pymt Assessment			968
1810		KPERS Retirement			5,976
1830		Regents Retirement			8,844
1850		TIAA Disability			1,466
1911		Medicare			2,084
1912		OASDI			8,906
1750		Dependent Health Insurance			3,705
1752		Healthy Kids Health Insurance			698
1950		Single Group Health Insurance			15,674
1970		Workers Compensation			453
1980		Unemployment Compensation			117
		<b>Total Students and Fringe Benefits</b>			<b>44,437</b>
<b>Total Students and Fringe Benefits by Fund</b>					
A0003		GU State General Fund			20,730
A2000		GU General Fees Fund			23,707
		<b>Total Students and Fringe Benefits</b>			<b>44,437</b>
		<b>Total Salaries and Fringe Benefits</b>		<b>2.00</b>	<b>190,878</b>
<b>Total Salaries and Fringe Benefits by Fund</b>					
A0003		GU State General Fund		1.00	63,133
A2000		GU General Fees Fund		1.00	127,745
		<b>Total Salaries and Fringe Benefits</b>		<b>2.00</b>	<b>190,878</b>
<b>OTHER OPERATING EXPENDITURES (OOE)</b>					
7C		Contractual Services			30,549
7V		Miscellaneous Non Expense			3,700
		<b>Total OOE</b>			<b>34,249</b>

**W.S.U ANNUAL BUDGET**  
**102805 - Media Resources Admin Services**  
**For Fiscal Year 2022**

Account Code	Position Number	Name or Account Description	Months	2022 Adopted	
				Budget FTE	Amount
<b>Total OOE by Fund</b>					
A2000		GU General Fees Fund			30,549
D10219		RU Media Resources Admin Services			3,700
<b>Total OOE by Fund</b>					<b>34,249</b>
<b>Total FTE and Expenditures</b>				<b>2.00</b>	<b>225,127</b>
<b>Total FTE and Expenditures by Fund</b>					
A0003		GU State General Fund		1.00	63,133
A2000		GU General Fees Fund		1.00	158,294
D10219		RU Media Resources Admin Services		-	3,700
<b>Total FTE and Expenditures by Fund</b>				<b>2.00</b>	<b>225,127</b>

**W.S.U ANNUAL BUDGET**  
**102806 - MRC - Instructional Design & Tech**  
**For Fiscal Year 2022**

Account Code	Position Number	Name or Account Description	Months	2022 Adopted	
				Budget FTE	Amount
<b>USS SALARIES</b>					
<b>1000 USS Salaries-Permanent</b>					
	999873	Tech/Design Project Coordinator Gunnels, Glenn	12	1.00	46,342
<b>Total USS Salaries</b>				<b>1.00</b>	<b>46,342</b>
<b>Total USS Salaries by Fund</b>					
	A0003	GU State General Fund		1.00	46,342
<b>Total USS Salaries by Fund</b>				<b>1.00</b>	<b>46,342</b>
<b>UNCLASSIFIED SALARIES</b>					
<b>1100 Unclassified Salaries-Permanent (Including 1105 - Stipend)</b>					
	998256	Academic Creative Services, Lead Hammer, John	12	0.09	4,000
	998447	Director Media Services Speer, Carolyn	12	1.00	80,708
	998626	Educational Accessibility Technologist Merchant, Heather	12	1.00	50,000
	1110	Uncl-Salaries-Seasonal and Temp			5,903
<b>Total Unclassified Salaries</b>				<b>2.09</b>	<b>140,611</b>
<b>Total Unclassified Salaries by Fund</b>					
	A2000	GU General Fees Fund		2.09	140,611
<b>Total Unclassified Salaries by Fund</b>				<b>2.09</b>	<b>140,611</b>
<b>STUDENT ASSISTANTS AND BENEFITS</b>					
	1200	Student Salaries-Regular			594
	1690	Shrinkage			(5,648)
	1760	State Leave Pymt Assessment			1,239
	1810	KPERS Retirement			6,530
	1830	Regents Retirement			11,451
	1850	TIAA Disability			1,812
	1911	Medicare			2,685
	1912	OASDI			11,471
	1950	Single Group Health Insurance			24,214
	1970	Workers Compensation			581
	1980	Unemployment Compensation			152
<b>Total Students and Fringe Benefits</b>					<b>55,081</b>
<b>Total Students and Fringe Benefits by Fund</b>					
	A0003	GU State General Fund			17,917
	A2000	GU General Fees Fund			37,164
<b>Total Students and Fringe Benefits</b>					<b>55,081</b>
<b>Total Salaries and Fringe Benefits</b>				<b>3.09</b>	<b>242,034</b>
<b>Total Salaries and Fringe Benefits by Fund</b>					
	A0003	GU State General Fund		1.00	64,259
	A2000	GU General Fees Fund		2.09	177,775
<b>Total Salaries and Fringe Benefits</b>				<b>3.09</b>	<b>242,034</b>
<b>OTHER OPERATING EXPENDITURES (OOE)</b>					

**W.S.U ANNUAL BUDGET**  
**102806 - MRC - Instructional Design & Tech**  
**For Fiscal Year 2022**

Account Code	Position Number	Name or Account Description	Months	2022 Adopted	
				Budget FTE	Amount
	7C	Contractual Services			850
	7F	Commodities			3,362
		<b>Total OOE</b>			<b>4,212</b>
<b>Total OOE by Fund</b>					
	A2000	GU General Fees Fund			4,212
		<b>Total OOE by Fund</b>			<b>4,212</b>
		<b>Total FTE and Expenditures</b>		<b>3.09</b>	<b>246,246</b>
<b>Total FTE and Expenditures by Fund</b>					
	A0003	GU State General Fund		1.00	64,259
	A2000	GU General Fees Fund		2.09	181,987
		<b>Total FTE and Expenditures by Fund</b>		<b>3.09</b>	<b>246,246</b>

**W.S.U ANNUAL BUDGET**  
**102809 - MRC - Campus Media Services**  
**For Fiscal Year 2022**

Account Code	Position Number	Name or Account Description	Months	2022 Adopted	
				Budget FTE	Amount
<b>USS SALARIES</b>					
<b>1000 USS Salaries-Permanent</b>					
	999582	Media Production Technician Sanford, Anthony	12	1.00	42,120
		<i>This position is fully funded from restricted use sources.</i>			
<b>Total USS Salaries</b>				<b>1.00</b>	<b>42,120</b>
<b>Total USS Salaries by Fund</b>					
D10221		RU MRC - Campus Media Services		1.00	42,120
<b>Total USS Salaries by Fund</b>				<b>1.00</b>	<b>42,120</b>
<b>UNCLASSIFIED SALARIES</b>					
<b>1100 Unclassified Salaries-Permanent (Including 1105 - Stipend)</b>					
	995381	Desktop Technology Specialist Meyer, Jacob	12	1.00	39,998
	995897	Audio/Visual Technician Slaughter, David	12	1.00	43,493
	996910	Audio/Visual Technician Vacant		1.00	40,352
	997828	Media Classroom Coordinator Fooshee, Randall	12	1.00	52,811
	998354	Director Media Services Corcoran, Ryan	12	1.00	77,556
<b>Total Unclassified Salaries</b>				<b>5.00</b>	<b>254,210</b>
<b>Total Unclassified Salaries by Fund</b>					
A0003		GU State General Fund		4.00	213,858
A2000		GU General Fees Fund		1.00	40,352
<b>Total Unclassified Salaries by Fund</b>				<b>5.00</b>	<b>254,210</b>
<b>STUDENT ASSISTANTS AND BENEFITS</b>					
1200		Student Salaries-Regular			42,286
1210		Student Salaries-WS-WSU Match			2,670
1220		Student Sal-Workstudy Federal			1,623
1690		Shrinkage			(8,487)
1760		State Leave Pymt Assessment			2,267
1810		KPERS Retirement			5,935
1830		Regents Retirement			18,179
1850		TIAA Disability			2,966
1911		Medicare			4,166
1912		OASDI			17,802
1750		Dependent Health Insurance			7,410
1950		Single Group Health Insurance			31,348
1970		Workers Compensation			1,060
1980		Unemployment Compensation			272
<b>Total Students and Fringe Benefits</b>					<b>129,497</b>
<b>Total Students and Fringe Benefits by Fund</b>					

**W.S.U ANNUAL BUDGET**  
**102809 - MRC - Campus Media Services**  
**For Fiscal Year 2022**

Account Code	Position Number	Name or Account Description	Months	2022 Adopted	
				Budget FTE	Amount
A0003		GU State General Fund			106,584
A2000		GU General Fees Fund			2,907
D10221		RU MRC - Campus Media Services			18,365
R40041		Federal Work Study Program			1,641
<b>Total Students and Fringe Benefits</b>					<b>129,497</b>
<b>Total Salaries and Fringe Benefits</b>				<b>6.00</b>	<b>425,827</b>
<b>Total Salaries and Fringe Benefits by Fund</b>					
A0003		GU State General Fund		4.00	320,442
A2000		GU General Fees Fund		1.00	43,259
D10221		RU MRC - Campus Media Services		1.00	60,485
R40041		Federal Work Study Program		-	1,641
<b>Total Salaries and Fringe Benefits</b>				<b>6.00</b>	<b>425,827</b>
<b>OTHER OPERATING EXPENDITURES (OOE)</b>					
		7C Contractual Services			9,688
		7F Commodities			112,867
		7H Capital Outlay			157,703
<b>Total OOE</b>					<b>280,258</b>
<b>Total OOE by Fund</b>					
A2000		GU General Fees Fund			8,330
D10221		RU MRC - Campus Media Services			111,928
D11355		RU Campus Technology Fee			160,000
<b>Total OOE by Fund</b>					<b>280,258</b>
<b>Total FTE and Expenditures</b>				<b>6.00</b>	<b>706,085</b>
<b>Total FTE and Expenditures by Fund</b>					
A0003		GU State General Fund		4.00	320,442
A2000		GU General Fees Fund		1.00	51,589
D10221		RU MRC - Campus Media Services		1.00	172,413
D11355		RU Campus Technology Fee		-	160,000
R40041		Federal Work Study Program		-	1,641
<b>Total FTE and Expenditures by Fund</b>				<b>6.00</b>	<b>706,085</b>



**W.S.U ANNUAL BUDGET**  
**102810 - MRC - Engineering Services**  
**For Fiscal Year 2022**

Account Code	Position Number	Name or Account Description	Months	2022 Adopted	
				Budget FTE	Amount
<b>USS SALARIES</b>					
<b>1000 USS Salaries-Permanent</b>					
<b>Total USS Salaries</b>				-	-
<b>Total USS Salaries by Fund</b>					
<b>Total USS Salaries by Fund</b>				-	-
<b>UNCLASSIFIED SALARIES</b>					
<b>1100 Unclassified Salaries-Permanent (Including 1105 - Stipend)</b>					
	997284	Broadcast Engineer Vacant		1.00	48,506
<b>Total Unclassified Salaries</b>				<b>1.00</b>	<b>48,506</b>
<b>Total Unclassified Salaries by Fund</b>					
	A2000	GU General Fees Fund		1.00	48,506
<b>Total Unclassified Salaries by Fund</b>				<b>1.00</b>	<b>48,506</b>
<b>STUDENT ASSISTANTS AND BENEFITS</b>					
	1690	Shrinkage			(1,214)
	1760	State Leave Pymt Assessment			321
	1830	Regents Retirement			-
	1850	TIAA Disability			486
	1911	Medicare			704
	1912	OASDI			3,008
	1750	Dependent Health Insurance			-
	1950	Single Group Health Insurance			-
	1970	Workers Compensation			150
	1980	Unemployment Compensation			39
<b>Total Students and Fringe Benefits</b>				<b>3,494</b>	
<b>Total Students and Fringe Benefits by Fund</b>					
	A2000	GU General Fees Fund			3,494
<b>Total Students and Fringe Benefits</b>				<b>3,494</b>	
<b>Total Salaries and Fringe Benefits</b>				<b>1.00</b>	<b>52,000</b>
<b>Total Salaries and Fringe Benefits by Fund</b>					
	A2000	GU General Fees Fund		1.00	52,000
<b>Total Salaries and Fringe Benefits</b>				<b>1.00</b>	<b>52,000</b>
<b>OTHER OPERATING EXPENDITURES (OOE)</b>					
	7C	Contractual Services			2,207
	7F	Commodities			8,486
<b>Total OOE</b>				<b>10,693</b>	
<b>Total OOE by Fund</b>					
	A2000	GU General Fees Fund			10,693
<b>Total OOE by Fund</b>				<b>10,693</b>	
<b>Total FTE and Expenditures</b>				<b>1.00</b>	<b>62,693</b>
<b>Total FTE and Expenditures by Fund</b>					
	A2000	GU General Fees Fund		1.00	62,693
<b>Total FTE and Expenditures by Fund</b>				<b>1.00</b>	<b>62,693</b>

**W.S.U ANNUAL BUDGET**  
**102814 - MRC - Video Services**  
**For Fiscal Year 2022**

Account Code	Position Number	Name or Account Description	Months	2022 Adopted	
				Budget FTE	Amount
<b>USS SALARIES</b>					
<b>1000 USS Salaries-Permanent</b>					
<b>Total USS Salaries</b>				-	-
<b>Total USS Salaries by Fund</b>					
<b>Total USS Salaries by Fund</b>				-	-
<b>UNCLASSIFIED SALARIES</b>					
<b>1100 Unclassified Salaries-Permanent (Including 1105 - Stipend)</b>					
996898		Technical Producer Howard, Colton	12	1.00	43,571
		<i>\$5,000 of this position is funded from restricted use sources.</i>			
997892		Video Project Manager Rierson, Curtis	12	1.00	58,105
998012		Manager of Video Services and Cable Television Matthias, Gregory	12	1.00	75,015
998082		Producer/Editor/Videographer Johnston, Caleb	12	1.00	43,646
		<i>This position is fully funded from restricted use sources.</i>			
998920		Video Content Producer Thornton, Zachary	12	1.00	35,568
<b>Total Unclassified Salaries</b>				<b>5.00</b>	<b>255,905</b>
<b>Total Unclassified Salaries by Fund</b>					
A0003		GU State General Fund		2.00	133,120
A2000		GU General Fees Fund		1.89	74,139
D10226		RU MRC - Video Services		1.11	48,646
<b>Total Unclassified Salaries by Fund</b>				<b>5.00</b>	<b>255,905</b>
<b>STUDENT ASSISTANTS AND BENEFITS</b>					
1200		Student Salaries-Regular			9,934
1690		Shrinkage			(6,655)
1760		State Leave Pymt Assessment			1,758
1830		Regents Retirement			21,755
1850		TIAA Disability			2,562
1911		Medicare			3,457
1912		OASDI			14,773
1750		Dependent Health Insurance			11,115
1950		Single Group Health Insurance			39,186
1970		Workers Compensation			822
1980		Unemployment Compensation			201
<b>Total Students and Fringe Benefits</b>					<b>98,908</b>
<b>Total Students and Fringe Benefits by Fund</b>					
A0003		GU State General Fund			52,078
A2000		GU General Fees Fund			25,847

**W.S.U ANNUAL BUDGET**  
**102814 - MRC - Video Services**  
**For Fiscal Year 2022**

Account Code	Position Number	Name or Account Description	Months	2022 Adopted	
				Budget FTE	Amount
	D10226	RU MRC - Video Services			20,983
		<b>Total Students and Fringe Benefits</b>			<b>98,908</b>
		<b>Total Salaries and Fringe Benefits</b>		<b>5.00</b>	<b>354,813</b>
<b>Total Salaries and Fringe Benefits by Fund</b>					
	A0003	GU State General Fund		2.00	185,198
	A2000	GU General Fees Fund		1.89	99,986
	D10226	RU MRC - Video Services		1.11	69,629
		<b>Total Salaries and Fringe Benefits</b>		<b>5.00</b>	<b>354,813</b>
<b>OTHER OPERATING EXPENDITURES (OOE)</b>					
	7C	Contractual Services			2,037
	7F	Commodities			8,822
		<b>Total OOE</b>			<b>10,859</b>
<b>Total OOE by Fund</b>					
	A2000	GU General Fees Fund			10,859
		<b>Total OOE by Fund</b>			<b>10,859</b>
		<b>Total FTE and Expenditures</b>		<b>5.00</b>	<b>365,672</b>
<b>Total FTE and Expenditures by Fund</b>					
	A0003	GU State General Fund		2.00	185,198
	A2000	GU General Fees Fund		1.89	110,845
	D10226	RU MRC - Video Services		1.11	69,629
		<b>Total FTE and Expenditures by Fund</b>		<b>5.00</b>	<b>365,672</b>

**W.S.U ANNUAL BUDGET  
102829 - MRC - Accessibility  
For Fiscal Year 2022**

Account Code	Position Number	Name or Account Description	Months	2022 Adopted	
				Budget FTE	Amount
<b>USS SALARIES</b>					
<b>1000 USS Salaries-Permanent</b>					
<b>Total USS Salaries</b>				-	-
<b>Total USS Salaries by Fund</b>					
<b>Total USS Salaries by Fund</b>				-	-
<b>UNCLASSIFIED SALARIES</b>					
<b>1100 Unclassified Salaries-Permanent (Including 1105 - Stipend)</b>					
996516		Accessible Document Specialist Downs, Tessa <i>This position is fully funded from restricted use sources.</i>	12	1.00	35,547
996811		Accessible Document Specialist McCall, Erik	12	1.00	35,547
998174		Manager, Academic Accomodations and Accessibility Castor, Jay	12	1.00	61,292
<b>Total Unclassified Salaries</b>				<b>3.00</b>	<b>132,386</b>
<b>Total Unclassified Salaries by Fund</b>					
A0003		GU State General Fund		1.00	35,547
A2000		GU General Fees Fund		1.00	61,292
D11325		RU MRC - Accessibility		1.00	35,547
<b>Total Unclassified Salaries by Fund</b>				<b>3.00</b>	<b>132,386</b>
<b>STUDENT ASSISTANTS AND BENEFITS</b>					
1690		Shrinkage			(2,964)
1760		State Leave Pymt Assessment			875
1830		Regents Retirement			11,254
1850		TIAA Disability			1,325
1911		Medicare			1,809
1912		OASDI			7,733
1950		Single Group Health Insurance			23,511
1970		Workers Compensation			411
1980		Unemployment Compensation			101
<b>Total Students and Fringe Benefits</b>					<b>44,055</b>
<b>Total Students and Fringe Benefits by Fund</b>					
A0003		GU State General Fund			13,097
A2000		GU General Fees Fund			17,079
D11325		RU MRC - Accessibility			13,879
<b>Total Students and Fringe Benefits</b>					<b>44,055</b>
<b>Total Salaries and Fringe Benefits</b>				<b>3.00</b>	<b>176,441</b>
<b>Total Salaries and Fringe Benefits by Fund</b>					
A0003		GU State General Fund		1.00	48,644
A2000		GU General Fees Fund		1.00	78,371
D11325		RU MRC - Accessibility		1.00	49,426
<b>Total Salaries and Fringe Benefits</b>				<b>3.00</b>	<b>176,441</b>

**W.S.U ANNUAL BUDGET  
102829 - MRC - Accessibility  
For Fiscal Year 2022**

Account Code	Position Number	Name or Account Description	Months	2022 Adopted	
				Budget FTE	Amount
<b>OTHER OPERATING EXPENDITURES (OOE)</b>					
<b>Total OOE</b>					-
<b>Total OOE by Fund</b>					-
<b>Total OOE by Fund</b>					-
<b>Total FTE and Expenditures</b>				<b>3.00</b>	<b>176,441</b>
<b>Total FTE and Expenditures by Fund</b>					
A0003		GU State General Fund		1.00	48,644
A2000		GU General Fees Fund		1.00	78,371
D11325		RU MRC - Accessibility		1.00	49,426
<b>Total FTE and Expenditures by Fund</b>				<b>3.00</b>	<b>176,441</b>

**W.S.U ANNUAL BUDGET**  
**102808 - MRC - Web Services**  
**For Fiscal Year 2022**

Account Code	Position Number	Name or Account Description	Months	2022 Adopted	
				Budget FTE	Amount
<b>USS SALARIES</b>					
<b>1000 USS Salaries-Permanent</b>					
<b>Total USS Salaries</b>				-	-
<b>Total USS Salaries by Fund</b>					
<b>Total USS Salaries by Fund</b>				-	-
<b>UNCLASSIFIED SALARIES</b>					
<b>1100 Unclassified Salaries-Permanent (Including 1105 - Stipend)</b>					
	997638	Digital Content Marketing Manager Wilson, Caleb	12	1.00	38,941
	997908	Website Manager Marlett, Michael	12	1.00	52,380
	999137	Website Manager Webster, Jeremy	12	1.00	45,698
<b>Total Unclassified Salaries</b>				<b>3.00</b>	<b>137,019</b>
<b>Total Unclassified Salaries by Fund</b>					
	A0003	GU State General Fund		2.00	84,639
	A2000	GU General Fees Fund		1.00	52,380
<b>Total Unclassified Salaries by Fund</b>				<b>3.00</b>	<b>137,019</b>
<b>STUDENT ASSISTANTS AND BENEFITS</b>					
	1690	Shrinkage			(4,130)
	1760	State Leave Pymt Assessment			906
	1830	Regents Retirement			11,648
	1850	TIAA Disability			1,371
	1911	Medicare			1,937
	1912	OASDI			8,276
	1750	Dependent Health Insurance			3,705
	1950	Single Group Health Insurance			15,674
	1970	Workers Compensation			423
	1980	Unemployment Compensation			108
<b>Total Students and Fringe Benefits</b>					<b>39,918</b>
<b>Total Students and Fringe Benefits by Fund</b>					
	A0003	GU State General Fund			31,795
	A2000	GU General Fees Fund			8,123
<b>Total Students and Fringe Benefits</b>					<b>39,918</b>
<b>Total Salaries and Fringe Benefits</b>				<b>3.00</b>	<b>176,937</b>
<b>Total Salaries and Fringe Benefits by Fund</b>					
	A0003	GU State General Fund		2.00	116,434
	A2000	GU General Fees Fund		1.00	60,503
<b>Total Salaries and Fringe Benefits</b>				<b>3.00</b>	<b>176,937</b>
<b>OTHER OPERATING EXPENDITURES (OOE)</b>					
<b>Total OOE</b>					-

**W.S.U ANNUAL BUDGET**  
**102808 - MRC - Web Services**  
**For Fiscal Year 2022**

Account Code	Position Number	Name or Account Description	Months	2022 Adopted	
				Budget FTE	Amount
<b>Total OOE by Fund</b>					
<b>Total OOE by Fund</b>					-
<b>Total FTE and Expenditures</b>				<b>3.00</b>	<b>176,937</b>
<b>Total FTE and Expenditures by Fund</b>					
A0003		GU State General Fund		2.00	116,434
A2000		GU General Fees Fund		1.00	60,503
<b>Total FTE and Expenditures by Fund</b>				<b>3.00</b>	<b>176,937</b>

**W.S.U ANNUAL BUDGET**  
**108125 - Sunflower**  
**For Fiscal Year 2022**

Account Code	Position Number	Name or Account Description	Months	2022 Adopted	
				Budget FTE	Amount
<b>USS SALARIES</b>					
<b>1000 USS Salaries-Permanent</b>					
<b>Total USS Salaries</b>				-	-
<b>Total USS Salaries by Fund</b>					
<b>Total USS Salaries by Fund</b>				-	-
<b>UNCLASSIFIED SALARIES</b>					
<b>1100 Unclassified Salaries-Permanent (Including 1105 - Stipend)</b>					
<b>Total Unclassified Salaries</b>				-	-
<b>Total Unclassified Salaries by Fund</b>					
<b>Total Unclassified Salaries by Fund</b>				-	-
<b>STUDENT ASSISTANTS AND BENEFITS</b>					
1200		Student Salaries-Regular			116,691
1760		State Leave Pymt Assessment			771
1970		Workers Compensation			360
1980		Unemployment Compensation			94
<b>Total Students and Fringe Benefits</b>				-	<b>117,916</b>
<b>Total Students and Fringe Benefits by Fund</b>					
A10628		Sunflower			117,916
<b>Total Students and Fringe Benefits</b>				-	<b>117,916</b>
<b>Total Salaries and Fringe Benefits</b>				-	<b>117,916</b>
<b>Total Salaries and Fringe Benefits by Fund</b>					
A10628		Sunflower			117,916
<b>Total Salaries and Fringe Benefits</b>				-	<b>117,916</b>
<b>OTHER OPERATING EXPENDITURES (OOE)</b>					
7C		Contractual Services			75,974
7F		Commodities			1,110
<b>Total OOE</b>				-	<b>77,084</b>
<b>Total OOE by Fund</b>					
A10628		Sunflower			77,084
<b>Total OOE by Fund</b>				-	<b>77,084</b>
<b>Total FTE and Expenditures</b>				-	<b>195,000</b>
<b>Total FTE and Expenditures by Fund</b>					
A10628		Sunflower			195,000
<b>Total FTE and Expenditures by Fund</b>				-	<b>195,000</b>



**W.S.U ANNUAL BUDGET**  
**108126 - Sunflower Equipment Reserve Fund**  
**For Fiscal Year 2022**

Account Code	Position Number	Name or Account Description	Months	2022 Adopted	
				Budget FTE	Amount
<b>USS SALARIES</b>					
<b>1000 USS Salaries-Permanent</b>					
		<b>Total USS Salaries</b>		-	-
<b>Total USS Salaries by Fund</b>					
		<b>Total USS Salaries by Fund</b>		-	-
<b>UNCLASSIFIED SALARIES</b>					
<b>1100 Unclassified Salaries-Permanent (Including 1105 - Stipend)</b>					
		<b>Total Unclassified Salaries</b>		-	-
<b>Total Unclassified Salaries by Fund</b>					
		<b>Total Unclassified Salaries by Fund</b>		-	-
<b>STUDENT ASSISTANTS AND BENEFITS</b>					
		<b>Total Students and Fringe Benefits</b>		-	-
<b>Total Students and Fringe Benefits by Fund</b>					
		<b>Total Students and Fringe Benefits</b>		-	-
		<b>Total Salaries and Fringe Benefits</b>		-	-
<b>Total Salaries and Fringe Benefits by Fund</b>					
		<b>Total Salaries and Fringe Benefits</b>		-	-
<b>OTHER OPERATING EXPENDITURES (OOE)</b>					
		7H Capital Outlay			5,000
		<b>Total OOE</b>			<b>5,000</b>
<b>Total OOE by Fund</b>					
	A10629	Sunflower Equipment Reserve Fund			5,000
		<b>Total OOE by Fund</b>			<b>5,000</b>
		<b>Total FTE and Expenditures</b>		-	<b>5,000</b>
<b>Total FTE and Expenditures by Fund</b>					
	A10629	Sunflower Equipment Reserve Fund		-	5,000
		<b>Total FTE and Expenditures by Fund</b>		-	<b>5,000</b>

**W.S.U ANNUAL BUDGET**  
**102144 - Information Technology Services**  
**For Fiscal Year 2022**

Account Code	Position Number	Name or Account Description	Months	2022 Adopted	
				Budget FTE	Amount
<b>USS SALARIES</b>					
<b>1000 USS Salaries-Permanent</b>					
1030		USS Salaries-Standby		-	-
		<b>Total USS Salaries</b>		<b>-</b>	<b>-</b>
<b>Total USS Salaries by Fund</b>					
A0003		GU State General Fund		-	-
		<b>Total USS Salaries by Fund</b>		<b>-</b>	<b>-</b>
<b>UNCLASSIFIED SALARIES</b>					
<b>1100 Unclassified Salaries-Permanent (Including 1105 - Stipend)</b>					
997573		Chief Information Officer Harmon, Kenneth	12	1.00	168,000
998805		Director of ITS Business and Finance Operations Patton, Jean	12	1.00	75,948
1160		Unclass Sal-OT/Comp/AHR			-
		<b>Total Unclassified Salaries</b>		<b>2.00</b>	<b>243,948</b>
<b>Total Unclassified Salaries by Fund</b>					
A0003		GU State General Fund		1.00	168,000
A2000		GU General Fees Fund		1.00	75,948
		<b>Total Unclassified Salaries by Fund</b>		<b>2.00</b>	<b>243,948</b>
<b>STUDENT ASSISTANTS AND BENEFITS</b>					
1200		Student Salaries-Regular			-
1690		Shrinkage			(6,980)
1760		State Leave Pymt Assessment			1,611
1810		KPERS Retirement			-
1830		Regents Retirement			20,737
1850		TIAA Disability			2,440
1911		Medicare			3,501
1912		OASDI			13,524
1750		Dependent Health Insurance			3,705
1950		Single Group Health Insurance			15,674
1970		Workers Compensation			752
1980		Unemployment Compensation			194
		<b>Total Students and Fringe Benefits</b>			<b>55,158</b>
<b>Total Students and Fringe Benefits by Fund</b>					
A0003		GU State General Fund			35,770
A2000		GU General Fees Fund			19,388
		<b>Total Students and Fringe Benefits</b>			<b>55,158</b>
		<b>Total Salaries and Fringe Benefits</b>		<b>2.00</b>	<b>299,106</b>
<b>Total Salaries and Fringe Benefits by Fund</b>					
A0003		GU State General Fund		1.00	203,770
A2000		GU General Fees Fund		1.00	95,336
		<b>Total Salaries and Fringe Benefits</b>		<b>2.00</b>	<b>299,106</b>
<b>OTHER OPERATING EXPENDITURES (OOE)</b>					
7C		Contractual Services			350,172
7F		Commodities			4,382
7H		Capital Outlay			52,335

**W.S.U ANNUAL BUDGET**  
**102144 - Information Technology Services**  
**For Fiscal Year 2022**

Account Code	Position Number	Name or Account Description	Months	2022 Adopted	
				Budget FTE	Amount
	7V	Miscellaneous Non Expense			500
	7Z	Transfers Out			7,500
<b>Total OOE</b>					<b>414,889</b>
<b>Total OOE by Fund</b>					
A2000		GU General Fees Fund			39,389
D10043		RU Information Technology Services			92,000
D10706		RU ITS-PaperCut Revenue&Expense			6,500
D11514		RU ITS Rural Grant - Network			277,000
<b>Total OOE by Fund</b>					<b>414,889</b>
<b>Total FTE and Expenditures</b>				<b>2.00</b>	<b>713,995</b>
<b>Total FTE and Expenditures by Fund</b>					
A0003		GU State General Fund		1.00	203,770
A2000		GU General Fees Fund		1.00	134,725
D10043		RU Information Technology Services		-	92,000
D10706		RU ITS-PaperCut Revenue&Expense		-	6,500
D11514		RU ITS Rural Grant - Network		-	277,000
<b>Total FTE and Expenditures by Fund</b>				<b>2.00</b>	<b>713,995</b>

**W.S.U ANNUAL BUDGET**  
**102423 - Information Security**  
**For Fiscal Year 2022**

Account Code	Position Number	Name or Account Description	Months	2022 Adopted	
				Budget FTE	Amount
<b>USS SALARIES</b>					
<b>1000 USS Salaries-Permanent</b>					
<b>Total USS Salaries</b>				-	-
<b>Total USS Salaries by Fund</b>					
<b>Total USS Salaries by Fund</b>				-	-
<b>UNCLASSIFIED SALARIES</b>					
<b>1100 Unclassified Salaries-Permanent (Including 1105 - Stipend)</b>					
	991440	Governance, Risk and Compliance Analyst Mark, Michelle	12	1.00	72,000
	993777	Security Engineer Vera Torres, Santiago	12	1.00	78,000
	997640	Information Security Analyst Crager, Christopher	12	1.00	60,000
	997659	Security Analyst Seiwert, Matthew	12	1.00	47,508
	998529	Chief Information Security Officer Rodee, Mark	12	1.00	160,000
<b>Total Unclassified Salaries</b>				<b>5.00</b>	<b>417,508</b>
<b>Total Unclassified Salaries by Fund</b>					
	A0003	GU State General Fund		5.00	417,508
<b>Total Unclassified Salaries by Fund</b>				<b>5.00</b>	<b>417,508</b>
<b>STUDENT ASSISTANTS AND BENEFITS</b>					
	1200	Student Salaries-Regular			7,840
	1690	Shrinkage			(12,106)
	1760	State Leave Pymt Assessment			2,809
	1830	Regents Retirement			35,491
	1850	TIAA Disability			4,176
	1911	Medicare			5,913
	1912	OASDI			24,565
	1750	Dependent Health Insurance			7,410
	1950	Single Group Health Insurance			23,511
	1970	Workers Compensation			1,313
	1980	Unemployment Compensation			336
<b>Total Students and Fringe Benefits</b>					<b>101,258</b>
<b>Total Students and Fringe Benefits by Fund</b>					
	A0003	GU State General Fund			101,258
<b>Total Students and Fringe Benefits</b>					<b>101,258</b>
<b>Total Salaries and Fringe Benefits</b>				<b>5.00</b>	<b>518,766</b>
<b>Total Salaries and Fringe Benefits by Fund</b>					
	A0003	GU State General Fund		5.00	518,766

**W.S.U ANNUAL BUDGET**  
**102423 - Information Security**  
**For Fiscal Year 2022**

Account Code	Position Number	Name or Account Description	Months	2022 Adopted	
				Budget FTE	Amount
<b>Total Salaries and Fringe Benefits</b>				<b>5.00</b>	<b>518,766</b>
<b>OTHER OPERATING EXPENDITURES (OOE)</b>					
7C		Contractual Services			8,600
7F		Commodities			100
7H		Capital Outlay			1,300
<b>Total OOE</b>					<b>10,000</b>
<b>Total OOE by Fund</b>					
A0003		GU State General Fund			-
A2000		GU General Fees Fund			10,000
<b>Total OOE by Fund</b>					<b>10,000</b>
<b>Total FTE and Expenditures</b>				<b>5.00</b>	<b>528,766</b>
<b>Total FTE and Expenditures by Fund</b>					
A0003		GU State General Fund		5.00	518,766
A2000		GU General Fees Fund		-	10,000
<b>Total FTE and Expenditures by Fund</b>				<b>5.00</b>	<b>528,766</b>

**W.S.U ANNUAL BUDGET**  
**102534 - ITS Operational Facilities**  
**For Fiscal Year 2022**

Account Code	Position Number	Name or Account Description	Months	2022 Adopted	
				Budget FTE	Amount
<b>USS SALARIES</b>					
<b>1000 USS Salaries-Permanent</b>					
1030		USS Salaries-Standby		-	6,000
<b>Total USS Salaries</b>				<b>-</b>	<b>6,000</b>
<b>Total USS Salaries by Fund</b>					
A0003		GU State General Fund		-	6,000
<b>Total USS Salaries by Fund</b>				<b>-</b>	<b>6,000</b>
<b>UNCLASSIFIED SALARIES</b>					
<b>1100 Unclassified Salaries-Permanent (Including 1105 - Stipend)</b>					
994031		Computer Operations Supervisor Purdue, Sherryl	12	1.00	51,522
998515		Director of IT Construction & Physical Facilities Rankin, John	12	1.00	94,103
<b>Total Unclassified Salaries</b>				<b>2.00</b>	<b>145,625</b>
<b>Total Unclassified Salaries by Fund</b>					
A0003		GU State General Fund		1.00	51,522
A2000		GU General Fees Fund		1.00	94,103
<b>Total Unclassified Salaries by Fund</b>				<b>2.00</b>	<b>145,625</b>
<b>STUDENT ASSISTANTS AND BENEFITS</b>					
1200		Student Salaries-Regular			26,816
1690		Shrinkage			(5,284)
1760		State Leave Pymt Assessment			1,180
1810		KPERS Retirement			8,106
1830		Regents Retirement			7,999
1850		TIAA Disability			1,518
1911		Medicare			2,034
1912		OASDI			8,694
1750		Dependent Health Insurance			7,410
1950		Single Group Health Insurance			15,674
1970		Workers Compensation			551
1980		Unemployment Compensation			135
<b>Total Students and Fringe Benefits</b>					<b>74,833</b>
<b>Total Students and Fringe Benefits by Fund</b>					
A0003		GU State General Fund			49,394
A2000		GU General Fees Fund			25,439
<b>Total Students and Fringe Benefits</b>					<b>74,833</b>
<b>Total Salaries and Fringe Benefits</b>				<b>2.00</b>	<b>226,458</b>
<b>Total Salaries and Fringe Benefits by Fund</b>					
A0003		GU State General Fund		1.00	106,916
A2000		GU General Fees Fund		1.00	119,542
<b>Total Salaries and Fringe Benefits</b>				<b>2.00</b>	<b>226,458</b>
<b>OTHER OPERATING EXPENDITURES (OOE)</b>					
7C		Contractual Services			58,672
<b>Total OOE</b>					<b>58,672</b>
<b>Total OOE by Fund</b>					

**W.S.U ANNUAL BUDGET**  
**102534 - ITS Operational Facilities**  
**For Fiscal Year 2022**

Account Code	Position Number	Name or Account Description	Months	2022 Adopted	
				Budget FTE	Amount
	A2000	GU General Fees Fund			58,672
		<b>Total OOE by Fund</b>			<b>58,672</b>
		<b>Total FTE and Expenditures</b>		<b>2.00</b>	<b>285,130</b>
<b>Total FTE and Expenditures by Fund</b>					
	A0003	GU State General Fund		1.00	106,916
	A2000	GU General Fees Fund		1.00	178,214
		<b>Total FTE and Expenditures by Fund</b>		<b>2.00</b>	<b>285,130</b>

**W.S.U ANNUAL BUDGET**  
**102535 - ITS Networking**  
**For Fiscal Year 2022**

Account Code	Position Number	Name or Account Description	Months	2022 Adopted	
				Budget FTE	Amount
<b>USS SALARIES</b>					
<b>1000 USS Salaries-Permanent</b>					
<b>Total USS Salaries</b>				-	-
<b>Total USS Salaries by Fund</b>					
<b>Total USS Salaries by Fund</b>				-	-
<b>UNCLASSIFIED SALARIES</b>					
<b>1100 Unclassified Salaries-Permanent (Including 1105 - Stipend)</b>					
997090		Network Analyst Burkey, Jeremy	12	1.00	59,509
997703		Network Services Administrator Kliewer, Lawrence	12	1.00	73,570
997750		Director of Network, Telecommunications and IT Security Neufeld, Keith	12	1.00	101,957
998187		Network Administrator Alexander, John	12	1.00	73,570
999421		Network Administrator Landwehr, Kip	12	1.00	60,008
<b>Total Unclassified Salaries</b>				<b>5.00</b>	<b>368,613</b>
<b>Total Unclassified Salaries by Fund</b>					
A0003		GU State General Fund		4.00	266,656
A2000		GU General Fees Fund		1.00	101,957
<b>Total Unclassified Salaries by Fund</b>				<b>5.00</b>	<b>368,613</b>
<b>STUDENT ASSISTANTS AND BENEFITS</b>					
1200		Student Salaries-Regular			12,808
1690		Shrinkage			(11,197)
1760		State Leave Pymt Assessment			2,520
1830		Regents Retirement			31,335
1850		TIAA Disability			3,689
1911		Medicare			5,245
1912		OASDI			22,416
1750		Dependent Health Insurance			3,705
1950		Single Group Health Insurance			39,185
1970		Workers Compensation			1,178
1980		Unemployment Compensation			302
<b>Total Students and Fringe Benefits</b>					<b>111,186</b>
<b>Total Students and Fringe Benefits by Fund</b>					
A0003		GU State General Fund			87,802
A2000		GU General Fees Fund			23,384
<b>Total Students and Fringe Benefits</b>					<b>111,186</b>
<b>Total Salaries and Fringe Benefits</b>				<b>5.00</b>	<b>479,799</b>



**W.S.U ANNUAL BUDGET  
102535 - ITS Networking  
For Fiscal Year 2022**

Account Code	Position Number	Name or Account Description	Months	2022 Adopted	
				Budget FTE	Amount
<b>Total Salaries and Fringe Benefits by Fund</b>					
	A0003	GU State General Fund		4.00	354,458
	A2000	GU General Fees Fund		1.00	125,341
		<b>Total Salaries and Fringe Benefits</b>		<b>5.00</b>	<b>479,799</b>
<hr/>					
<b>OTHER OPERATING EXPENDITURES (OOE)</b>					
	7C	Contractual Services			247,334
	7H	Capital Outlay			850
		<b>Total OOE</b>			<b>248,184</b>
<b>Total OOE by Fund</b>					
	A2000	GU General Fees Fund			248,184
		<b>Total OOE by Fund</b>			<b>248,184</b>
<b>Total FTE and Expenditures</b>				<b>5.00</b>	<b>727,983</b>
<hr/>					
<b>Total FTE and Expenditures by Fund</b>					
	A0003	GU State General Fund		4.00	354,458
	A2000	GU General Fees Fund		1.00	373,525
		<b>Total FTE and Expenditures by Fund</b>		<b>5.00</b>	<b>727,983</b>

**W.S.U ANNUAL BUDGET**  
**102536 - ITS Project Management**  
**For Fiscal Year 2022**

Account Code	Position Number	Name or Account Description	Months	2022 Adopted	
				Budget FTE	Amount
<b>USS SALARIES</b>					
<b>1000 USS Salaries-Permanent</b>					
<b>Total USS Salaries</b>				-	-
<b>Total USS Salaries by Fund</b>					
<b>Total USS Salaries by Fund</b>				-	-
<b>UNCLASSIFIED SALARIES</b>					
<b>1100 Unclassified Salaries-Permanent (Including 1105 - Stipend)</b>					
996909		Project Manager Glore, Warren	12	1.00	65,212
997726		Director of ITS Project Management Barrett, Anita	12	1.00	91,419
<b>Total Unclassified Salaries</b>				<b>2.00</b>	<b>156,631</b>
<b>Total Unclassified Salaries by Fund</b>					
A0003		GU State General Fund		2.00	156,631
<b>Total Unclassified Salaries by Fund</b>				<b>2.00</b>	<b>156,631</b>
<b>STUDENT ASSISTANTS AND BENEFITS</b>					
1200		Student Salaries-Regular			7,308
1690		Shrinkage			(4,647)
1760		State Leave Pymt Assessment			1,084
1830		Regents Retirement			13,315
1850		TIAA Disability			1,568
1911		Medicare			2,225
1912		OASDI			9,507
1750		Dependent Health Insurance			3,705
1950		Single Group Health Insurance			7,837
1970		Workers Compensation			506
1980		Unemployment Compensation			129
<b>Total Students and Fringe Benefits</b>					<b>42,537</b>
<b>Total Students and Fringe Benefits by Fund</b>					
A0003		GU State General Fund			42,537
<b>Total Students and Fringe Benefits</b>					<b>42,537</b>
<b>Total Salaries and Fringe Benefits</b>				<b>2.00</b>	<b>199,168</b>
<b>Total Salaries and Fringe Benefits by Fund</b>					
A0003		GU State General Fund		2.00	199,168
<b>Total Salaries and Fringe Benefits</b>				<b>2.00</b>	<b>199,168</b>
<b>OTHER OPERATING EXPENDITURES (OOE)</b>					
7C		Contractual Services			84,209
7H		Capital Outlay			2,000
<b>Total OOE</b>					<b>86,209</b>
<b>Total OOE by Fund</b>					
A2000		GU General Fees Fund			86,209
<b>Total OOE by Fund</b>					<b>86,209</b>

**W.S.U ANNUAL BUDGET**  
**102536 - ITS Project Management**  
**For Fiscal Year 2022**

Account Code	Position Number	Name or Account Description	Months	2022 Adopted	
				Budget FTE	Amount
<b>Total FTE and Expenditures</b>				<b>2.00</b>	<b>285,377</b>
<b>Total FTE and Expenditures by Fund</b>					
A0003		GU State General Fund		2.00	199,168
A2000		GU General Fees Fund		-	86,209
<b>Total FTE and Expenditures by Fund</b>				<b>2.00</b>	<b>285,377</b>

**W.S.U ANNUAL BUDGET**  
**102537 - ITS Applications Development**  
**For Fiscal Year 2022**

Account Code	Position Number	Name or Account Description	Months	2022 Adopted	
				Budget FTE	Amount
<b>USS SALARIES</b>					
<b>1000 USS Salaries-Permanent</b>					
<b>Total USS Salaries</b>				-	-
<b>Total USS Salaries by Fund</b>					
<b>Total USS Salaries by Fund</b>				-	-
<b>UNCLASSIFIED SALARIES</b>					
<b>1100 Unclassified Salaries-Permanent (Including 1105 - Stipend)</b>					
996984		Data Modeler/Business Intelligence Architect Janzen, Benjamin	12	1.00	65,975
997165		Manager Web & Enterprise Application Development Snyder, Jennifer	12	1.00	72,827
997281		Application Systems Coordinator Carlson-Goering, Krysti	12	1.00	54,122
997467		Application Developer Moon, John	12	1.00	61,007
997469		Application Developer Pandiri, Pavan	12	1.00	53,082
997632		Application Developer Allan, Caitlin	12	1.00	50,773
997789		Applications Systems Analyst/Programmer Senior Soth, Patricia	12	1.00	67,625
997824		Web Application Developer Andino, Alexandra	12	1.00	52,019
997870		Cognos Developer Operational Reporting - Senior Dinkel, Darlene	12	1.00	62,423
997912		Director of Applications Development and Enterprise Applications Morrill, Brett	12	1.00	98,836
997970		Applications Developer Vacant		1.00	50,750
997973		Manager of Student Information Systems Jacobs, John	12	1.00	90,042
997974		Applications Developer Nordhus, Judy	12	1.00	61,007
998098		Manager of Applications Systems Analysis and Programming Tittel, Shelly	12	1.00	72,827

**W.S.U ANNUAL BUDGET**  
**102537 - ITS Applications Development**  
**For Fiscal Year 2022**

Account Code	Position Number	Name or Account Description	Months	2022 Adopted	
				Budget FTE	Amount
	998358	Application Developer Calvin, Celia	12	1.00	50,773
	998371	Data Warehousing Analyst Kelly, Jason	12	1.00	55,848
	998449	Application Developer Crabtree, Kevin	12	1.00	72,827
<b>Total Unclassified Salaries</b>				<b>17.00</b>	<b>1,092,762</b>
<b>Total Unclassified Salaries by Fund</b>					
	A0003	GU State General Fund		16.00	1,036,914
	A2000	GU General Fees Fund		1.00	55,848
<b>Total Unclassified Salaries by Fund</b>				<b>17.00</b>	<b>1,092,762</b>
<b>STUDENT ASSISTANTS AND BENEFITS</b>					
	1690	Shrinkage			(32,559)
	1760	State Leave Pymt Assessment			7,221
	1830	Regents Retirement			88,579
	1850	TIAA Disability			10,938
	1911	Medicare			15,326
	1912	OASDI			65,503
	1750	Dependent Health Insurance			33,345
	1752	Healthy Kids Health Insurance			-
	1950	Single Group Health Insurance			109,718
	1970	Workers Compensation			3,376
	1980	Unemployment Compensation			852
<b>Total Students and Fringe Benefits</b>					<b>302,299</b>
<b>Total Students and Fringe Benefits by Fund</b>					
	A0003	GU State General Fund			282,482
	A2000	GU General Fees Fund			19,817
<b>Total Students and Fringe Benefits</b>					<b>302,299</b>
<b>Total Salaries and Fringe Benefits</b>				<b>17.00</b>	<b>1,395,061</b>
<b>Total Salaries and Fringe Benefits by Fund</b>					
	A0003	GU State General Fund		16.00	1,319,396
	A2000	GU General Fees Fund		1.00	75,665
<b>Total Salaries and Fringe Benefits</b>				<b>17.00</b>	<b>1,395,061</b>
<b>OTHER OPERATING EXPENDITURES (OOE)</b>					
	7C	Contractual Services			654,693
<b>Total OOE</b>					<b>654,693</b>
<b>Total OOE by Fund</b>					
	A2000	GU General Fees Fund			654,693
<b>Total OOE by Fund</b>					<b>654,693</b>
<b>Total FTE and Expenditures</b>				<b>17.00</b>	<b>2,049,754</b>
<b>Total FTE and Expenditures by Fund</b>					
	A0003	GU State General Fund		16.00	1,319,396
	A2000	GU General Fees Fund		1.00	730,358
<b>Total FTE and Expenditures by Fund</b>				<b>17.00</b>	<b>2,049,754</b>

**W.S.U ANNUAL BUDGET**  
**102538 - ITS Client Services**  
**For Fiscal Year 2022**

Account Code	Position Number	Name or Account Description	Months	2022 Adopted	
				Budget FTE	Amount
<b>USS SALARIES</b>					
<b>1000 USS Salaries-Permanent</b>					
1030		USS Salaries-Standby		-	1,000
		<b>Total USS Salaries</b>		<b>-</b>	<b>1,000</b>
<b>Total USS Salaries by Fund</b>					
A0003		GU State General Fund		-	1,000
		<b>Total USS Salaries by Fund</b>		<b>-</b>	<b>1,000</b>
<b>UNCLASSIFIED SALARIES</b>					
<b>1100 Unclassified Salaries-Permanent (Including 1105 - Stipend)</b>					
996957		Manager IT Help Desk Hawkins, Milissa	12	1.00	50,627
997677		Technology Specialist and Asset Control Koester, Tami	12	1.00	48,173
997800		Desktop Technology Specialist McKinney, Kameron	12	1.00	43,472
997802		Technology HelpDesk Specialist Lilly-Wise, Daniel	12	1.00	37,003
997808		Desktop Technology Specialist Beek, Justin	12	1.00	46,155
997855		ITS Applications Training Lead Levine, Alexandra	12	1.00	46,779
997873		Desktop Technology Specialist Wolf, Jessica	12	1.00	54,558
997968		Director of Client Services Tafaraji, Shadi	12	1.00	93,177
998004		Manager of Desktop Computing Powell, Ross	12	1.00	60,946
998201		Desktop Support Specialist Shank, Dylan	12	1.00	42,016
998542		Applications Training Manager Belden, Amy	12	1.00	61,089
998587		Applications Training Specialist Toney, Madelyne	12	1.00	43,680
998646		Desktop Technology Specialist Towle, Daniel	12	1.00	43,472
998770		Technology HelpDesk Specialist Dealy, Michael	12	1.00	40,872

**W.S.U ANNUAL BUDGET**  
**102538 - ITS Client Services**  
**For Fiscal Year 2022**

Account Code	Position Number	Name or Account Description	Months	2022 Adopted	
				Budget FTE	Amount
<b>Total Unclassified Salaries</b>				<b>14.00</b>	<b>712,020</b>
<b>Total Unclassified Salaries by Fund</b>					
A0003		GU State General Fund		12.00	607,251
A2000		GU General Fees Fund		2.00	104,769
<b>Total Unclassified Salaries by Fund</b>				<b>14.00</b>	<b>712,020</b>
<b>STUDENT ASSISTANTS AND BENEFITS</b>					
1200		Student Salaries-Regular			70,000
1690		Shrinkage			(23,687)
1760		State Leave Pymt Assessment			5,175
1810		KPERS Retirement			6,296
1830		Regents Retirement			56,818
1850		TIAA Disability			7,136
1911		Medicare			10,047
1912		OASDI			42,941
1750		Dependent Health Insurance			22,230
1950		Single Group Health Insurance			101,881
1970		Workers Compensation			2,419
1980		Unemployment Compensation			616
<b>Total Students and Fringe Benefits</b>					<b>301,872</b>
<b>Total Students and Fringe Benefits by Fund</b>					
A0003		GU State General Fund			191,773
A2000		GU General Fees Fund			110,099
<b>Total Students and Fringe Benefits</b>					<b>301,872</b>
<b>Total Salaries and Fringe Benefits</b>				<b>14.00</b>	<b>1,014,892</b>
<b>Total Salaries and Fringe Benefits by Fund</b>					
A0003		GU State General Fund		12.00	800,024
A2000		GU General Fees Fund		2.00	214,868
<b>Total Salaries and Fringe Benefits</b>				<b>14.00</b>	<b>1,014,892</b>
<b>OTHER OPERATING EXPENDITURES (OOE)</b>					
7C		Contractual Services			555,624
7F		Commodities			600
7H		Capital Outlay			10,000
<b>Total OOE</b>					<b>566,224</b>
<b>Total OOE by Fund</b>					
A2000		GU General Fees Fund			566,224
<b>Total OOE by Fund</b>					<b>566,224</b>
<b>Total FTE and Expenditures</b>				<b>14.00</b>	<b>1,581,116</b>
<b>Total FTE and Expenditures by Fund</b>					
A0003		GU State General Fund		12.00	800,024
A2000		GU General Fees Fund		2.00	781,092
<b>Total FTE and Expenditures by Fund</b>				<b>14.00</b>	<b>1,581,116</b>

**W.S.U ANNUAL BUDGET**  
**102539 - ITS Server Infrastructure**  
**For Fiscal Year 2022**

Account Code	Position Number	Name or Account Description	Months	2022 Adopted	
				Budget FTE	Amount
<b>USS SALARIES</b>					
<b>1000 USS Salaries-Permanent</b>					
<b>Total USS Salaries</b>				-	-
<b>Total USS Salaries by Fund</b>					
<b>Total USS Salaries by Fund</b>				-	-
<b>UNCLASSIFIED SALARIES</b>					
<b>1100 Unclassified Salaries-Permanent (Including 1105 - Stipend)</b>					
996022		Server Analyst Hipps, Jarrod	12	1.00	54,000
997583		Server Analyst Herbert, Angela	12	1.00	78,811
997607		Server Analyst Rogers, James	12	1.00	61,506
997707		Server and Storage Analyst Larrea, Daniel	12	1.00	70,450
997717		Solutions Architect and Server Analyst Speagle, Edward	12	1.00	84,115
997721		Lead Technical Support Analyst Cooper, Joshua	12	1.00	78,074
997836		Database Administrator Oswalt, Robert	12	1.00	88,171
997866		Server Analyst Reed, Kristi	12	1.00	72,505
997924		Director of Server Infrastructure Holmes, Jason	12	1.00	105,244
998034		Database Administrator Amrine, Laurie	12	1.00	88,171
998070		Manager of Server Architecture & Support Phillips, Robert	12	1.00	92,469
998218		Server Analyst Bergkamp, Garret	12	1.00	60,210
998269		Technical Support Analyst Davis, Donald	12	1.00	65,686
998456		Technical Support Analyst Mallory, Erik	12	1.00	64,624



**W.S.U ANNUAL BUDGET**  
**102539 - ITS Server Infrastructure**  
**For Fiscal Year 2022**

Account Code	Position Number	Name or Account Description	Months	2022 Adopted	
				Budget FTE	Amount
	998759	Manager of Server Support Martens, Corey	12	1.00	89,317
<b>Total Unclassified Salaries</b>				<b>15.00</b>	<b>1,153,353</b>
<b>Total Unclassified Salaries by Fund</b>					
A0003		GU State General Fund		15.00	1,153,353
<b>Total Unclassified Salaries by Fund</b>				<b>15.00</b>	<b>1,153,353</b>
<b>STUDENT ASSISTANTS AND BENEFITS</b>					
1690		Shrinkage			(34,377)
1760		State Leave Pymt Assessment			7,619
1830		Regents Retirement			98,040
1850		TIAA Disability			11,542
1911		Medicare			16,121
1912		OASDI			68,906
1750		Dependent Health Insurance			37,050
1752		Healthy Kids Health Insurance			698
1950		Single Group Health Insurance			109,718
1970		Workers Compensation			3,562
1980		Unemployment Compensation			898
<b>Total Students and Fringe Benefits</b>					<b>319,777</b>
<b>Total Students and Fringe Benefits by Fund</b>					
A0003		GU State General Fund			319,777
<b>Total Students and Fringe Benefits</b>					<b>319,777</b>
<b>Total Salaries and Fringe Benefits</b>				<b>15.00</b>	<b>1,473,130</b>
<b>Total Salaries and Fringe Benefits by Fund</b>					
A0003		GU State General Fund		15.00	1,473,130
<b>Total Salaries and Fringe Benefits</b>				<b>15.00</b>	<b>1,473,130</b>
<b>OTHER OPERATING EXPENDITURES (OOE)</b>					
7C		Contractual Services			674,079
7F		Commodities			1,000
7H		Capital Outlay			143,720
<b>Total OOE</b>					<b>818,799</b>
<b>Total OOE by Fund</b>					
A2000		GU General Fees Fund			818,799
<b>Total OOE by Fund</b>					<b>818,799</b>
<b>Total FTE and Expenditures</b>				<b>15.00</b>	<b>2,291,929</b>
<b>Total FTE and Expenditures by Fund</b>					
A0003		GU State General Fund		15.00	1,473,130
A2000		GU General Fees Fund		-	818,799
<b>Total FTE and Expenditures by Fund</b>				<b>15.00</b>	<b>2,291,929</b>

**W.S.U ANNUAL BUDGET**  
**102148 - Campus Technology Fee**  
**For Fiscal Year 2022**

Account Code	Position Number	Name or Account Description	Months	2022 Adopted	
				Budget FTE	Amount
<b>USS SALARIES</b>					
<b>1000 USS Salaries-Permanent</b>					
<b>Total USS Salaries</b>				-	-
<b>Total USS Salaries by Fund</b>					
<b>Total USS Salaries by Fund</b>				-	-
<b>UNCLASSIFIED SALARIES</b>					
<b>1100 Unclassified Salaries-Permanent (Including 1105 - Stipend)</b>					
<b>Total Unclassified Salaries</b>				-	-
<b>Total Unclassified Salaries by Fund</b>					
<b>Total Unclassified Salaries by Fund</b>				-	-
<b>STUDENT ASSISTANTS AND BENEFITS</b>					
<b>Total Students and Fringe Benefits</b>				-	-
<b>Total Students and Fringe Benefits by Fund</b>					
<b>Total Students and Fringe Benefits</b>				-	-
<b>Total Salaries and Fringe Benefits</b>				-	-
<b>Total Salaries and Fringe Benefits by Fund</b>					
<b>Total Salaries and Fringe Benefits</b>				-	-
<b>OTHER OPERATING EXPENDITURES (OOE)</b>					
7H Capital Outlay				145,000	
<b>Total OOE</b>				<b>145,000</b>	
<b>Total OOE by Fund</b>					
D10864		RU Campus Technology Fee		145,000	
<b>Total OOE by Fund</b>				<b>145,000</b>	
<b>Total FTE and Expenditures</b>				-	<b>145,000</b>
<b>Total FTE and Expenditures by Fund</b>					
D10864		RU Campus Technology Fee		-	145,000
<b>Total FTE and Expenditures by Fund</b>				-	<b>145,000</b>

**W.S.U ANNUAL BUDGET**  
**101614 - Regents Press of Kansas**  
**For Fiscal Year 2022**

Account Code	Position Number	Name or Account Description	Months	2022 Adopted	
				Budget FTE	Amount
<b>USS SALARIES</b>					
<b>1000 USS Salaries-Permanent</b>					
<b>Total USS Salaries</b>				-	-
<b>Total USS Salaries by Fund</b>					
<b>Total USS Salaries by Fund</b>				-	-
<b>UNCLASSIFIED SALARIES</b>					
<b>1100 Unclassified Salaries-Permanent (Including 1105 - Stipend)</b>					
<b>Total Unclassified Salaries</b>				-	-
<b>Total Unclassified Salaries by Fund</b>					
<b>Total Unclassified Salaries by Fund</b>				-	-
<b>STUDENT ASSISTANTS AND BENEFITS</b>					
<b>Total Students and Fringe Benefits</b>				-	-
<b>Total Students and Fringe Benefits by Fund</b>					
<b>Total Students and Fringe Benefits</b>				-	-
<b>Total Salaries and Fringe Benefits</b>				-	-
<b>Total Salaries and Fringe Benefits by Fund</b>					
<b>Total Salaries and Fringe Benefits</b>				-	-
<b>OTHER OPERATING EXPENDITURES (OOE)</b>					
7C Contractual Services				70,000	
<b>Total OOE</b>				<b>70,000</b>	
<b>Total OOE by Fund</b>					
A0003		GU State General Fund		70,000	
<b>Total OOE by Fund</b>				<b>70,000</b>	
<b>Total FTE and Expenditures</b>				-	<b>70,000</b>
<b>Total FTE and Expenditures by Fund</b>					
A0003		GU State General Fund		-	70,000
<b>Total FTE and Expenditures by Fund</b>				-	<b>70,000</b>

**W.S.U ANNUAL BUDGET**  
**102141 - Performance Facilities**  
**For Fiscal Year 2022**

Account Code	Position Number	Name or Account Description	Months	2022 Adopted	
				Budget FTE	Amount
<b>USS SALARIES</b>					
<b>1000 USS Salaries-Permanent</b>					
	999360	Audio-Visual Technician Bainum, Kerry	12	1.00	33,883
		<i>This position is fully funded from restricted use sources.</i>			
	999570	Audio-Visual Technician Muehl, David	12	1.00	33,883
1020		USS Salaries-OT		-	710
		<b>Total USS Salaries</b>		<b>2.00</b>	<b>68,476</b>
<b>Total USS Salaries by Fund</b>					
	A0003	GU State General Fund		1.00	34,393
	D10095	RU Performance Facilities		1.00	34,083
		<b>Total USS Salaries by Fund</b>		<b>2.00</b>	<b>68,476</b>
<b>UNCLASSIFIED SALARIES</b>					
<b>1100 Unclassified Salaries-Permanent (Including 1105 - Stipend)</b>					
	997846	Director of Fine Arts Facilities Clithero, Ray	12	1.00	60,821
	999533	Box Office Manager Hickman, Shelley	12	1.00	36,483
		<i>\$7,849 of this position is funded from restricted use sources.</i>			
		<b>Total Unclassified Salaries</b>		<b>2.00</b>	<b>97,304</b>
<b>Total Unclassified Salaries by Fund</b>					
	A0003	GU State General Fund		1.78	89,455
	D10095	RU Performance Facilities		0.22	7,849
		<b>Total Unclassified Salaries by Fund</b>		<b>2.00</b>	<b>97,304</b>
<b>STUDENT ASSISTANTS AND BENEFITS</b>					
	1200	Student Salaries-Regular			14,608
	1210	Student Salaries-WS-WSU Match			433
	1220	Student Sal-Workstudy Federal			1,285
	1690	Shrinkage			(4,101)
	1760	State Leave Pymt Assessment			1,206
	1810	KPERS Retirement			9,651
	1830	Regents Retirement			8,272
	1850	TIAA Disability			1,661
	1911	Medicare			2,317
	1912	OASDI			9,887
	1750	Dependent Health Insurance			7,411
	1950	Single Group Health Insurance			31,350
	1970	Workers Compensation			570
	1980	Unemployment Compensation			147
		<b>Total Students and Fringe Benefits</b>			<b>84,697</b>
<b>Total Students and Fringe Benefits by Fund</b>					
	A0003	GU State General Fund			51,883
	D10095	RU Performance Facilities			31,515
	R40041	Federal Work Study Program			1,300
		<b>Total Students and Fringe Benefits</b>			<b>84,697</b>

**W.S.U ANNUAL BUDGET**  
**102141 - Performance Facilities**  
**For Fiscal Year 2022**

Account Code	Position Number	Name or Account Description	Months	2022 Adopted	
				Budget FTE	Amount
<b>Total Salaries and Fringe Benefits</b>				<b>4.00</b>	<b>250,478</b>
<b>Total Salaries and Fringe Benefits by Fund</b>					
A0003		GU State General Fund		2.78	175,731
D10095		RU Performance Facilities		1.22	73,447
R40041		Federal Work Study Program		-	1,300
<b>Total Salaries and Fringe Benefits</b>				<b>4.00</b>	<b>250,478</b>
<b>OTHER OPERATING EXPENDITURES (OOE)</b>					
7C		Contractual Services			10,788
7F		Commodities			6,443
7V		Miscellaneous Non Expense			500
<b>Total OOE</b>					<b>17,731</b>
<b>Total OOE by Fund</b>					
A2000		GU General Fees Fund			15,854
D10095		RU Performance Facilities			1,877
<b>Total OOE by Fund</b>					<b>17,731</b>
<b>Total FTE and Expenditures</b>				<b>4.00</b>	<b>268,209</b>
<b>Total FTE and Expenditures by Fund</b>					
A0003		GU State General Fund		2.78	175,731
A2000		GU General Fees Fund		-	15,854
D10095		RU Performance Facilities		1.22	75,324
R40041		Federal Work Study Program		-	1,300
<b>Total FTE and Expenditures by Fund</b>				<b>4.00</b>	<b>268,209</b>

**W.S.U ANNUAL BUDGET**  
**101522 - Office of Student Success**  
**For Fiscal Year 2022**

Account Code	Position Number	Name or Account Description	Months	2022 Adopted	
				Budget FTE	Amount
<b>USS SALARIES</b>					
<b>1000 USS Salaries-Permanent</b>					
<b>Total USS Salaries</b>				-	-
<b>Total USS Salaries by Fund</b>					
<b>Total USS Salaries by Fund</b>				-	-
<b>UNCLASSIFIED SALARIES</b>					
<b>1100 Unclassified Salaries-Permanent (Including 1105 - Stipend)</b>					
993705		Success Coach Hollon, Jamie	12	1.00	40,622
993706		Success Coach Haslam, Debra	12	1.00	40,019
993707		Success Coach Cockrell, Stephanie	12	1.00	40,622
993709		Success Coach Stallings, Stefanie	12	1.00	40,019
997120		Assistant Director for Academic Success Programs Rodrick, Heidi	12	1.00	60,946
997489		Success Coach Dey, Chelsea	12	1.00	40,622
997527		Assistant Director of First Year Programs Vacant	12	1.00	54,810
997540		Director of the Office of Student Success Sandlin, Kimberly	12	1.00	109,240
997737		Financial Literacy Program Coordinator Vacant		0.50	25,886
997839		Administrative Specialist Allensworth, Cynthia	12	1.00	32,198
998087		Coordinator of Academic Success Programs Vacant		1.00	40,019
998739		Coordinator of First Year Programs Musa, Tahrira	12	1.00	40,019
<i>\$20,000 of this position is funded from restricted use sources.</i>					
1110		Uncl-Salaries-Seasonal and Temp			38,952
<b>Total Unclassified Salaries</b>				<b>11.50</b>	<b>603,976</b>
<b>Total Unclassified Salaries by Fund</b>					
A0003		GU State General Fund		1.50	67,218

**W.S.U ANNUAL BUDGET**  
**101522 - Office of Student Success**  
**For Fiscal Year 2022**

Account Code	Position Number	Name or Account Description	Months	2022 Adopted	
				Budget FTE	Amount
	A2000	GU General Fees Fund		9.50	516,758
	D10784	RU Transition/Orientation Programs		0.50	20,000
		<b>Total Unclassified Salaries by Fund</b>		<b>11.50</b>	<b>603,976</b>
<b>STUDENT ASSISTANTS AND BENEFITS</b>					
	1200	Student Salaries-Regular			155,993
	1690	Shrinkage			(18,799)
	1760	State Leave Pymt Assessment			5,026
	1830	Regents Retirement			42,429
	1850	TIAA Disability			5,658
	1911	Medicare			8,568
	1912	OASDI			36,601
	1750	Dependent Health Insurance			11,115
	1752	Healthy Kids Health Insurance			698
	1950	Single Group Health Insurance			62,697
	1970	Workers Compensation			2,352
	1980	Unemployment Compensation			606
		<b>Total Students and Fringe Benefits</b>			<b>312,944</b>
		<b>Total Students and Fringe Benefits by Fund</b>			
	A0003	GU State General Fund			47,608
	A2000	GU General Fees Fund			173,926
	D10784	RU Transition/Orientation Programs			91,410
		<b>Total Students and Fringe Benefits</b>			<b>312,944</b>
		<b>Total Salaries and Fringe Benefits</b>		<b>11.50</b>	<b>916,920</b>
		<b>Total Salaries and Fringe Benefits by Fund</b>			
	A0003	GU State General Fund		1.50	114,826
	A2000	GU General Fees Fund		9.50	690,684
	D10784	RU Transition/Orientation Programs		0.50	111,410
		<b>Total Salaries and Fringe Benefits</b>		<b>11.50</b>	<b>916,920</b>
<b>OTHER OPERATING EXPENDITURES (OOE)</b>					
	7C	Contractual Services			130,634
	7F	Commodities			43,078
	7H	Capital Outlay			20,760
		<b>Total OOE</b>			<b>194,472</b>
		<b>Total OOE by Fund</b>			
	A2000	GU General Fees Fund			48,728
	D10784	RU Transition/Orientation Programs			145,744
		<b>Total OOE by Fund</b>			<b>194,472</b>
		<b>Total FTE and Expenditures</b>		<b>11.50</b>	<b>1,111,392</b>
		<b>Total FTE and Expenditures by Fund</b>			
	A0003	GU State General Fund		1.50	114,826
	A2000	GU General Fees Fund		9.50	739,412
	D10784	RU Transition/Orientation Programs		0.50	257,154
		<b>Total FTE and Expenditures by Fund</b>		<b>11.50</b>	<b>1,111,392</b>

**W.S.U ANNUAL BUDGET  
102651 - CFA Advising Center  
For Fiscal Year 2022**

Account Code	Position Number	Name or Account Description	Months	2022 Adopted	
				Budget FTE	Amount
<b>USS SALARIES</b>					
<b>1000 USS Salaries-Permanent</b>					
<b>Total USS Salaries</b>				-	-
<b>Total USS Salaries by Fund</b>					
A0003		GU State General Fund		-	-
<b>Total USS Salaries by Fund</b>				-	-
<b>UNCLASSIFIED SALARIES</b>					
<b>1100 Unclassified Salaries-Permanent (Including 1105 - Stipend)</b>					
991008		Academic Advisor Vacant		1.00	31,627
<i>This position is fully funded from restricted use sources.</i>					
992004		Academic Advisor Bui, Trang	12	1.00	36,000
<i>This position is fully funded from restricted use sources.</i>					
996780		Director of Advising and Student Services Wiles, Sanya	12	1.00	59,885
998330		Academic Advisor and Student Services Specialist Fullilove, Alicia	12	1.00	36,778
<b>Total Unclassified Salaries</b>				<b>4.00</b>	<b>164,290</b>
<b>Total Unclassified Salaries by Fund</b>					
A2000		GU General Fees Fund		2.00	96,663
D11361		RU CFA Advising Center		2.00	67,627
<b>Total Unclassified Salaries by Fund</b>				<b>4.00</b>	<b>164,290</b>
<b>STUDENT ASSISTANTS AND BENEFITS</b>					
1200		Student Salaries-Regular			9,520
1690		Shrinkage			(3,040)
1760		State Leave Pymt Assessment			1,149
1810		KPERS Retirement			-
1830		Regents Retirement			11,278
1850		TIAA Disability			1,644
1911		Medicare			2,305
1912		OASDI			9,847
1750		Dependent Health Insurance			3,705
1950		Single Group Health Insurance			23,511
1970		Workers Compensation			538
1980		Unemployment Compensation			137
<b>Total Students and Fringe Benefits</b>					<b>60,594</b>
<b>Total Students and Fringe Benefits by Fund</b>					
A0003		GU State General Fund			-
A2000		GU General Fees Fund			33,591
D11361		RU CFA Advising Center			27,003
<b>Total Students and Fringe Benefits</b>					<b>60,594</b>



**W.S.U ANNUAL BUDGET**  
**102651 - CFA Advising Center**  
**For Fiscal Year 2022**

Account Code	Position Number	Name or Account Description	Months	2022 Adopted	
				Budget FTE	Amount
<b>Total Salaries and Fringe Benefits</b>				<b>4.00</b>	<b>224,884</b>
<b>Total Salaries and Fringe Benefits by Fund</b>					
A0003		GU State General Fund		-	-
A2000		GU General Fees Fund		2.00	130,254
D11361		RU CFA Advising Center		2.00	94,630
<b>Total Salaries and Fringe Benefits</b>				<b>4.00</b>	<b>224,884</b>
<b>OTHER OPERATING EXPENDITURES (OOE)</b>					
7C		Contractual Services			2,422
7F		Commodities			1,400
7H		Capital Outlay			800
<b>Total OOE</b>					<b>4,622</b>
<b>Total OOE by Fund</b>					
D11361		RU CFA Advising Center			4,622
<b>Total OOE by Fund</b>					<b>4,622</b>
<b>Total FTE and Expenditures</b>				<b>4.00</b>	<b>229,506</b>
<b>Total FTE and Expenditures by Fund</b>					
A0003		GU State General Fund		-	-
A2000		GU General Fees Fund		2.00	130,254
D11361		RU CFA Advising Center		2.00	99,252
<b>Total FTE and Expenditures by Fund</b>				<b>4.00</b>	<b>229,506</b>

**W.S.U ANNUAL BUDGET**  
**101609 - Recruitment-Academic Affairs**  
**For Fiscal Year 2022**

Account Code	Position Number	Name or Account Description	Months	2022 Adopted	
				Budget FTE	Amount
<b>USS SALARIES</b>					
<b>1000 USS Salaries-Permanent</b>					
<b>Total USS Salaries</b>				-	-
<b>Total USS Salaries by Fund</b>					
<b>Total USS Salaries by Fund</b>				-	-
<b>UNCLASSIFIED SALARIES</b>					
<b>1100 Unclassified Salaries-Permanent (Including 1105 - Stipend)</b>					
<b>Total Unclassified Salaries</b>				-	-
<b>Total Unclassified Salaries by Fund</b>					
<b>Total Unclassified Salaries by Fund</b>				-	-
<b>STUDENT ASSISTANTS AND BENEFITS</b>					
<b>Total Students and Fringe Benefits</b>				-	-
<b>Total Students and Fringe Benefits by Fund</b>					
<b>Total Students and Fringe Benefits</b>				-	-
<b>Total Salaries and Fringe Benefits</b>				-	-
<b>Total Salaries and Fringe Benefits by Fund</b>					
<b>Total Salaries and Fringe Benefits</b>				-	-
<b>OTHER OPERATING EXPENDITURES (OOE)</b>					
7C		Contractual Services			32,857
7F		Commodities			5,400
<b>Total OOE</b>					<b>38,257</b>
<b>Total OOE by Fund</b>					
A2000		GU General Fees Fund			38,257
<b>Total OOE by Fund</b>					<b>38,257</b>
<b>Total FTE and Expenditures</b>				-	<b>38,257</b>
<b>Total FTE and Expenditures by Fund</b>					
A2000		GU General Fees Fund		-	38,257
<b>Total FTE and Expenditures by Fund</b>				-	<b>38,257</b>

**W.S.U ANNUAL BUDGET**  
**102000 - Barton School Dean's Office**  
**For Fiscal Year 2022**

Account Code	Position Number	Name or Account Description	Months	2022 Adopted	
				Budget FTE	Amount
<b>USS SALARIES</b>					
<b>1000 USS Salaries-Permanent</b>					
<b>Total USS Salaries</b>				-	-
<b>Total USS Salaries by Fund</b>					
<b>Total USS Salaries by Fund</b>				-	-
<b>UNCLASSIFIED SALARIES</b>					
<b>1100 Unclassified Salaries-Permanent (Including 1105 - Stipend)</b>					
996831		Administrative Specialist for WTC/CIBA/IBSA Hubble, Sherryl <i>This position is fully funded from restricted use sources.</i>	12	0.75	27,316
997735		Assistant Dean for Barton School Budgets Vacant		1.00	65,048
997790		Professional Edge Program Manager Veatch, Wendy <i>This position is fully funded from restricted use sources.</i>	12	1.00	60,000
998071		Dean of the Barton School of Business and Professor Genin, Larisa	12	1.00	275,000
998105		Assistant to the Dean Adkisson, Joan	12	1.00	50,336
998340		Director of Student and Community Initiatives Harpool, Dorothy	12	0.50	38,434
998481		Associate Dean for Academic Operations and Undergraduate Program Perry, John	12	1.00	197,012
1115		Unclassified Salaries-Add'l Comp			43,000
<b>Total Unclassified Salaries</b>				<b>6.25</b>	<b>756,146</b>
<b>Total Unclassified Salaries by Fund</b>					
A0003		GU State General Fund		3.50	350,830
A2000		GU General Fees Fund		1.00	275,000
D10025		RU Dean's Office-Barton School		0.75	27,316
D11224		RU Barton School Online Fees		-	25,000
D11274		RU Professional Edge Program		1.00	60,000
D11654		RU Barton Sch Widener Global Leadr		-	18,000
<b>Total Unclassified Salaries by Fund</b>				<b>6.25</b>	<b>756,146</b>
<b>STUDENT ASSISTANTS AND BENEFITS</b>					
1200		Student Salaries-Regular			19,400
1690		Shrinkage			(17,438)
1760		State Leave Pymt Assessment			5,123
1830		Regents Retirement			58,745
1850		TIAA Disability			7,565
1911		Medicare			10,617

**W.S.U ANNUAL BUDGET**  
**102000 - Barton School Dean's Office**  
**For Fiscal Year 2022**

Account Code	Position Number	Name or Account Description	Months	2022 Adopted	
				Budget FTE	Amount
1912	OASDI				34,811
1750	Dependent Health Insurance				14,820
1950	Single Group Health Insurance				39,185
1970	Workers Compensation				2,394
1980	Unemployment Compensation				607
<b>Total Students and Fringe Benefits</b>					<b>175,829</b>
<b>Total Students and Fringe Benefits by Fund</b>					
A0003	GU State General Fund				75,653
A2000	GU General Fees Fund				45,743
D10025	RU Dean's Office-Barton School				10,736
D11224	RU Barton School Online Fees				4,550
D11274	RU Professional Edge Program				30,109
D11654	RU Barton Sch Widener Global Leadr				9,038
<b>Total Students and Fringe Benefits</b>					<b>175,829</b>
<b>Total Salaries and Fringe Benefits</b>				<b>6.25</b>	<b>931,975</b>
<b>Total Salaries and Fringe Benefits by Fund</b>					
A0003	GU State General Fund			3.50	426,483
A2000	GU General Fees Fund			1.00	320,743
D10025	RU Dean's Office-Barton School			0.75	38,052
D11224	RU Barton School Online Fees			-	29,550
D11274	RU Professional Edge Program			1.00	90,109
D11654	RU Barton Sch Widener Global Leadr			-	27,038
<b>Total Salaries and Fringe Benefits</b>				<b>6.25</b>	<b>931,975</b>
<b>OTHER OPERATING EXPENDITURES (OOE)</b>					
7C	Contractual Services				102,795
7F	Commodities				11,700
7H	Capital Outlay				10,097
7Z	Transfers Out				75,453
<b>Total OOE</b>					<b>200,045</b>
<b>Total OOE by Fund</b>					
D10025	RU Dean's Office-Barton School				101,897
D11224	RU Barton School Online Fees				75,453
D11274	RU Professional Edge Program				10,000
D11654	RU Barton Sch Widener Global Leadr				12,695
<b>Total OOE by Fund</b>					<b>200,045</b>
<b>Total FTE and Expenditures</b>				<b>6.25</b>	<b>1,132,020</b>
<b>Total FTE and Expenditures by Fund</b>					
A0003	GU State General Fund			3.50	426,483
A2000	GU General Fees Fund			1.00	320,743
D10025	RU Dean's Office-Barton School			0.75	139,949
D11224	RU Barton School Online Fees			-	105,003
D11274	RU Professional Edge Program			1.00	100,109
D11654	RU Barton Sch Widener Global Leadr			-	39,733
<b>Total FTE and Expenditures by Fund</b>				<b>6.25</b>	<b>1,132,020</b>

**W.S.U ANNUAL BUDGET**  
**102005 - Barton Sch Student Success Center**  
**For Fiscal Year 2022**

Account Code	Position Number	Name or Account Description	Months	2022 Adopted	
				Budget FTE	Amount
<b>USS SALARIES</b>					
<b>1000 USS Salaries-Permanent</b>					
<b>Total USS Salaries</b>				-	-
<b>Total USS Salaries by Fund</b>					
<b>Total USS Salaries by Fund</b>				-	-
<b>UNCLASSIFIED SALARIES</b>					
<b>1100 Unclassified Salaries-Permanent (Including 1105 - Stipend)</b>					
997350		Graduation Coordinator Scherer, Jaime	12	1.00	32,011
997857		Manager of Undergraduate Advising and Student Services Brown, Zachary	12	1.00	48,213
997859		Senior Academic Advisor Jensen, Janet <i>This position is fully funded from restricted use sources.</i>	12	1.00	42,416
997896		Returning Adult Academic Advisor Smidt, Chelsea	12	1.00	35,568
997977		Transfer Academic Advisor Beach, Caroline <i>This position is fully funded from restricted use sources.</i>	12	1.00	35,568
998814		Office Assistant Wilson, Karen	12	1.00	33,509
999912		Business Recruitment Coordinator Stevens, Cassandra <i>This position is fully funded from restricted use sources.</i>	12	1.00	35,568
<b>Total Unclassified Salaries</b>				<b>7.00</b>	<b>262,853</b>
<b>Total Unclassified Salaries by Fund</b>					
A0003		GU State General Fund		3.00	113,733
A2000		GU General Fees Fund		1.00	35,568
D10028		RU Barton Student Success Center		3.00	113,552
<b>Total Unclassified Salaries by Fund</b>				<b>7.00</b>	<b>262,853</b>
<b>STUDENT ASSISTANTS AND BENEFITS</b>					
1200		Student Salaries-Regular			17,000
1210		Student Salaries-WS-WSU Match			1,167
1690		Shrinkage			(4,857)
1760		State Leave Pymt Assessment			1,859
1810		KPERS Retirement			4,722
1830		Regents Retirement			19,498
1850		TIAA Disability			2,633
1911		Medicare			3,613

**W.S.U ANNUAL BUDGET**  
**102005 - Barton Sch Student Success Center**  
**For Fiscal Year 2022**

Account Code	Position Number	Name or Account Description	Months	2022 Adopted	
				Budget FTE	Amount
1912	OASDI				15,437
1750	Dependent Health Insurance				7,410
1950	Single Group Health Insurance				54,859
1970	Workers Compensation				870
1980	Unemployment Compensation				219
<b>Total Students and Fringe Benefits</b>					<b>124,430</b>
<b>Total Students and Fringe Benefits by Fund</b>					
A0003	GU State General Fund				42,343
A2000	GU General Fees Fund				16,404
D10028	RU Barton Student Success Center				63,660
D11374	RU Barton School Underg Recruiting				2,023
<b>Total Students and Fringe Benefits</b>					<b>124,430</b>
<b>Total Salaries and Fringe Benefits</b>				<b>7.00</b>	<b>387,283</b>
<b>Total Salaries and Fringe Benefits by Fund</b>					
A0003	GU State General Fund			3.00	156,076
A2000	GU General Fees Fund			1.00	51,972
D10028	RU Barton Student Success Center			3.00	177,212
D11374	RU Barton School Underg Recruiting			-	2,023
<b>Total Salaries and Fringe Benefits</b>				<b>7.00</b>	<b>387,283</b>
<b>OTHER OPERATING EXPENDITURES (OOE)</b>					
7C	Contractual Services				16,083
7F	Commodities				7,190
<b>Total OOE</b>					<b>23,273</b>
<b>Total OOE by Fund</b>					
D10028	RU Barton Student Success Center				7,473
D11374	RU Barton School Underg Recruiting				15,800
<b>Total OOE by Fund</b>					<b>23,273</b>
<b>Total FTE and Expenditures</b>				<b>7.00</b>	<b>410,556</b>
<b>Total FTE and Expenditures by Fund</b>					
A0003	GU State General Fund			3.00	156,076
A2000	GU General Fees Fund			1.00	51,972
D10028	RU Barton Student Success Center			3.00	184,685
D11374	RU Barton School Underg Recruiting			-	17,823
<b>Total FTE and Expenditures by Fund</b>				<b>7.00</b>	<b>410,556</b>

**W.S.U ANNUAL BUDGET**  
**102011 - Applied Studies Dean's Office**  
**For Fiscal Year 2022**

Account Code	Position Number	Name or Account Description	Months	2022 Adopted	
				Budget FTE	Amount
<b>USS SALARIES</b>					
<b>1000 USS Salaries-Permanent</b>					
<b>Total USS Salaries</b>				-	-
<b>Total USS Salaries by Fund</b>					
<b>Total USS Salaries by Fund</b>				-	-
<b>UNCLASSIFIED SALARIES</b>					
<b>1100 Unclassified Salaries-Permanent (Including 1105 - Stipend)</b>					
993053		Assistant Professor and Applied Learning Coordinator Berry, Bobby	9	0.20	10,400
994982		Senior Fellow for CRPI Vacant	12	0.25	2,719
994984		Assistant Teaching Professor, Applied Studies; Director, Honors Service-Learning and Leadership Academy Redger Marquardt, Chelsea <i>\$18,200 of this position is funded from restricted use sources.</i>	10	1.00	52,000
995302		Assistant to the Dean's Offices/Records Specialist/Scholarship Coordinator Myers, Andrew <i>This position is fully funded from restricted use sources.</i>	12	0.40	19,677
998458		Interim Dean College of Applied Studies and Professor Stoldt, G	12	1.00	124,845
998471		Interim Executive Vice President and Provost and Professor Lefever, Shirley	12	1.00	198,925
998477		Budget and Records Specialist Morgan, Tiffany	12	1.00	53,602
998655		Interim Associate Dean, College Applied Studies and Associate Professor Jack, Ashlie	12	1.00	98,424
1110		Uncl-Salaries-Seasonal and Temp			8,060
1140		Grad Assistants-Other			13,000
<b>Total Unclassified Salaries</b>				<b>5.85</b>	<b>581,651</b>
<b>Total Unclassified Salaries by Fund</b>					
A0003		GU State General Fund		2.10	261,904
A2000		GU General Fees Fund		3.00	281,871
D10050		RU Dean's Office-Applied Studies		0.75	37,877
<b>Total Unclassified Salaries by Fund</b>				<b>5.85</b>	<b>581,651</b>
<b>STUDENT ASSISTANTS AND BENEFITS</b>					
1200		Student Salaries-Regular			20,621
1210		Student Salaries-WS-WSU Match			667

**W.S.U ANNUAL BUDGET**  
**102011 - Applied Studies Dean's Office**  
**For Fiscal Year 2022**

Account Code	Position Number	Name or Account Description	Months	2022 Adopted	
				Budget FTE	Amount
1220	Student Sal-Workstudy Federal				1,978
1690	Shrinkage				(16,289)
1760	State Leave Pymt Assessment				3,997
1830	Regents Retirement				47,656
1850	TIAA Disability				5,610
1911	Medicare				8,027
1912	OASDI				30,829
1750	Dependent Health Insurance				12,598
1752	Healthy Kids Health Insurance				698
1950	Single Group Health Insurance				51,727
1970	Workers Compensation				1,873
1980	Unemployment Compensation				478
<b>Total Students and Fringe Benefits</b>					<b>170,470</b>
<b>Total Students and Fringe Benefits by Fund</b>					
A0003	GU State General Fund				77,516
A2000	GU General Fees Fund				76,769
D10050	RU Dean's Office-Applied Studies				14,183
R40041	Federal Work Study Program				2,001
<b>Total Students and Fringe Benefits</b>					<b>170,470</b>
<b>Total Salaries and Fringe Benefits</b>				<b>5.85</b>	<b>752,121</b>
<b>Total Salaries and Fringe Benefits by Fund</b>					
A0003	GU State General Fund		2.10		339,420
A2000	GU General Fees Fund		3.00		358,640
D10050	RU Dean's Office-Applied Studies		0.75		52,060
R40041	Federal Work Study Program		-		2,001
<b>Total Salaries and Fringe Benefits</b>				<b>5.85</b>	<b>752,121</b>
<b>OTHER OPERATING EXPENDITURES (OOE)</b>					
7C	Contractual Services				99,095
7F	Commodities				28,976
7H	Capital Outlay				2,250
7Z	Transfers Out				200,000
<b>Total OOE</b>					<b>330,321</b>
<b>Total OOE by Fund</b>					
A2000	GU General Fees Fund				96,207
D10050	RU Dean's Office-Applied Studies				234,114
<b>Total OOE by Fund</b>					<b>330,321</b>
<b>Total FTE and Expenditures</b>				<b>5.85</b>	<b>1,082,442</b>
<b>Total FTE and Expenditures by Fund</b>					
A0003	GU State General Fund		2.10		339,420
A2000	GU General Fees Fund		3.00		454,847
D10050	RU Dean's Office-Applied Studies		0.75		286,174
R40041	Federal Work Study Program		-		2,001
<b>Total FTE and Expenditures by Fund</b>				<b>5.85</b>	<b>1,082,442</b>



**W.S.U ANNUAL BUDGET  
102021 - Engineering Dean's Office  
For Fiscal Year 2022**

Account Code	Position Number	Name or Account Description	Months	2022 Adopted	
				Budget FTE	Amount
<b>USS SALARIES</b>					
<b>1000 USS Salaries-Permanent</b>					
1020		USS Salaries-OT		-	363
		<b>Total USS Salaries</b>		<b>-</b>	<b>363</b>
<b>Total USS Salaries by Fund</b>					
A0003		GU State General Fund		-	363
		<b>Total USS Salaries by Fund</b>		<b>-</b>	<b>363</b>
<b>UNCLASSIFIED SALARIES</b>					
<b>1100 Unclassified Salaries-Permanent (Including 1105 - Stipend)</b>					
994558		Innovation Lab Manager Smith, Nathan	12	1.00	48,721
		<i>\$14,840 of this position is funded from restricted use sources.</i>			
994661		Desktop Technology Specialist Engel, Darin	12	1.00	45,698
		<i>This position is fully funded from restricted use sources.</i>			
995201		Interim Dean and Professor Skinner, Steven	12	1.00	210,000
996832		Student Academic Success Advisor Lucas, Maria	12	1.00	37,454
		<i>This position is fully funded from restricted use sources.</i>			
996958		Director of Student Engagement & Scholarships Bosch, Jason	12	1.00	60,342
996961		Associate Dean for Graduate Studies, Research, and Faculty Success and Professor Twomey, Janet	12	1.00	152,350
997032		Student Engagement Coordinator Mendez, Jacob	12	1.00	43,645
997277		Director of Programs to Broaden Participation in Engineering Lazarin, Ana	12	1.00	60,900
		<i>This position is fully funded from restricted use sources.</i>			
997278		Strategic Communications and K12 Outreach Officer Wenzl, Polly	12	1.00	52,540
		<i>This position is fully funded from restricted use sources.</i>			
997408		Administrative Assistant Malinauskas, Rita	12	1.00	37,565
997447		Engineering Recruitment Coordinator Bilberry, Jason	12	1.00	40,600
		<i>\$7,511 of this position is funded from restricted use sources.</i>			
997988		Director of Business and Financial Operations			

**W.S.U ANNUAL BUDGET**  
**102021 - Engineering Dean's Office**  
**For Fiscal Year 2022**

Account Code	Position Number	Name or Account Description	Months	2022 Adopted	
				Budget FTE	Amount
		Arnold, Kristin	12	1.00	69,020
	998390	Dean of the College of Engineering Vacant		1.00	207,060
	999070	Data Analytics Postdoctoral Fellow Clemens, Jason	12	1.00	50,000
		<i>This position is fully funded from restricted use sources.</i>			
	999888	Engineering Undergraduate Coordinator Shields, Erin	12	1.00	55,000
1110		Uncl-Salaries-Seasonal and Temp			5,000
		<b>Total Unclassified Salaries</b>		<b>15.00</b>	<b>1,175,894</b>
<b>Total Unclassified Salaries by Fund</b>					
A0003		GU State General Fund		9.51	901,952
A2000		GU General Fees Fund		-	5,000
D10735		RU Engineering Office Special Proj		1.00	50,000
D10808		RU Engineering Salaries - EEG		4.49	218,943
		<b>Total Unclassified Salaries by Fund</b>		<b>15.00</b>	<b>1,175,894</b>
<b>STUDENT ASSISTANTS AND BENEFITS</b>					
1200		Student Salaries-Regular			39,617
1690		Shrinkage			(25,819)
1760		State Leave Pymt Assessment			8,032
1810		KPERS Retirement			52
1830		Regents Retirement			81,932
1850		TIAA Disability			11,719
1911		Medicare			16,694
1912		OASDI			62,988
1750		Dependent Health Insurance			22,230
1950		Single Group Health Insurance			109,721
1970		Workers Compensation			3,756
1980		Unemployment Compensation			960
		<b>Total Students and Fringe Benefits</b>			<b>331,882</b>
<b>Total Students and Fringe Benefits by Fund</b>					
A0003		GU State General Fund			198,766
A2000		GU General Fees Fund			313
D10735		RU Engineering Office Special Proj			20,315
D10808		RU Engineering Salaries - EEG			82,172
D10837		RU Undergrad Teaching Fellows Prog			30,315
		<b>Total Students and Fringe Benefits</b>			<b>331,882</b>
		<b>Total Salaries and Fringe Benefits</b>		<b>15.00</b>	<b>1,508,139</b>
<b>Total Salaries and Fringe Benefits by Fund</b>					
A0003		GU State General Fund		9.51	1,101,081
A2000		GU General Fees Fund		-	5,313
D10735		RU Engineering Office Special Proj		1.00	70,315
D10808		RU Engineering Salaries - EEG		4.49	301,115
D10837		RU Undergrad Teaching Fellows Prog		-	30,315
		<b>Total Salaries and Fringe Benefits</b>		<b>15.00</b>	<b>1,508,139</b>
<b>OTHER OPERATING EXPENDITURES (OOE)</b>					
7C		Contractual Services			29,097

**W.S.U ANNUAL BUDGET**  
**102021 - Engineering Dean's Office**  
**For Fiscal Year 2022**

Account Code	Position Number	Name or Account Description	Months	2022 Adopted	
				Budget FTE	Amount
7F		Commodities			23,050
7H		Capital Outlay			126,009
7V		Miscellaneous Non Expense			57,475
<b>Total OOE</b>					<b>235,631</b>
<b>Total OOE by Fund</b>					
A2000		GU General Fees Fund			30,790
D10066		RU Dean's Office-Engineering			50,000
D10735		RU Engineering Office Special Proj			154,841
<b>Total OOE by Fund</b>					<b>235,631</b>
<b>Total FTE and Expenditures</b>				<b>15.00</b>	<b>1,743,770</b>
<b>Total FTE and Expenditures by Fund</b>					
A0003		GU State General Fund		9.51	1,101,081
A2000		GU General Fees Fund		-	36,103
D10066		RU Dean's Office-Engineering		-	50,000
D10735		RU Engineering Office Special Proj		1.00	225,156
D10808		RU Engineering Salaries - EEG		4.49	301,115
D10837		RU Undergrad Teaching Fellows Prog		-	30,315
<b>Total FTE and Expenditures by Fund</b>				<b>15.00</b>	<b>1,743,770</b>

**W.S.U ANNUAL BUDGET**  
**102031 - Fine Arts Dean's Office**  
**For Fiscal Year 2022**

Account Code	Position Number	Name or Account Description	Months	2022 Adopted	
				Budget FTE	Amount
<b>USS SALARIES</b>					
<b>1000 USS Salaries-Permanent</b>					
<b>Total USS Salaries</b>				-	-
<b>Total USS Salaries by Fund</b>					
<b>Total USS Salaries by Fund</b>				-	-
<b>UNCLASSIFIED SALARIES</b>					
<b>1100 Unclassified Salaries-Permanent (Including 1105 - Stipend)</b>					
997588		Assistant Dean Hanes, Wendy	12	1.00	71,130
998303		Dean of the College of Fine Arts and Professor Miller, Rodney	12	1.00	180,000
998799		Assistant to the Dean Wedan, Kevin	12	1.00	49,908
999875		Coordinator of Communications Outreach Gray, Erin	12	1.00	35,568
<i>This position is fully funded from restricted use sources.</i>					
999944		College Accountant Achey, Brenda	12	1.00	53,768
1110		Uncl-Salaries-Seasonal and Temp			15,879
<b>Total Unclassified Salaries</b>				<b>5.00</b>	<b>406,253</b>
<b>Total Unclassified Salaries by Fund</b>					
A0003		GU State General Fund		4.00	370,685
D10089		RU Dean's Office-Fine Arts		1.00	35,568
<b>Total Unclassified Salaries by Fund</b>				<b>5.00</b>	<b>406,253</b>
<b>STUDENT ASSISTANTS AND BENEFITS</b>					
1200		Student Salaries-Regular			10,000
1690		Shrinkage			(10,767)
1760		State Leave Pymt Assessment			2,750
1810		KPERS Retirement			7,576
1830		Regents Retirement			28,615
1850		TIAA Disability			3,906
1911		Medicare			5,829
1912		OASDI			22,673
1750		Dependent Health Insurance			3,705
1950		Single Group Health Insurance			31,349
1970		Workers Compensation			1,285
1980		Unemployment Compensation			334
<b>Total Students and Fringe Benefits</b>					<b>107,255</b>
<b>Total Students and Fringe Benefits by Fund</b>					
A0003		GU State General Fund			90,674
A2000		GU General Fees Fund			-
D10089		RU Dean's Office-Fine Arts			16,581

**W.S.U ANNUAL BUDGET**  
**102031 - Fine Arts Dean's Office**  
**For Fiscal Year 2022**

Account Code	Position Number	Name or Account Description	Months	2022 Adopted	
				Budget FTE	Amount
<b>Total Students and Fringe Benefits</b>					<b>107,255</b>
<b>Total Salaries and Fringe Benefits</b>				<b>5.00</b>	<b>513,508</b>
<b>Total Salaries and Fringe Benefits by Fund</b>					
A0003		GU State General Fund		4.00	461,359
A2000		GU General Fees Fund		-	-
D10089		RU Dean's Office-Fine Arts		1.00	52,149
<b>Total Salaries and Fringe Benefits</b>				<b>5.00</b>	<b>513,508</b>
<b>OTHER OPERATING EXPENDITURES (OOE)</b>					
7C		Contractual Services			31,640
7F		Commodities			4,911
7V		Miscellaneous Non Expense			-
7Z		Transfers Out			1,000
<b>Total OOE</b>					<b>37,551</b>
<b>Total OOE by Fund</b>					
A2000		GU General Fees Fund			33,833
D10089		RU Dean's Office-Fine Arts			3,718
<b>Total OOE by Fund</b>					<b>37,551</b>
<b>Total FTE and Expenditures</b>				<b>5.00</b>	<b>551,059</b>
<b>Total FTE and Expenditures by Fund</b>					
A0003		GU State General Fund		4.00	461,359
A2000		GU General Fees Fund		-	33,833
D10089		RU Dean's Office-Fine Arts		1.00	55,867
<b>Total FTE and Expenditures by Fund</b>				<b>5.00</b>	<b>551,059</b>

**W.S.U ANNUAL BUDGET**  
**102046 - Liberal Arts & Sciences Dean's Ofc.**  
**For Fiscal Year 2022**

Account Code	Position Number	Name or Account Description	Months	2022 Adopted	
				Budget FTE	Amount
<b>USS SALARIES</b>					
<b>1000 USS Salaries-Permanent</b>					
<b>Total USS Salaries</b>				-	-
<b>Total USS Salaries by Fund</b>					
<b>Total USS Salaries by Fund</b>				-	-
<b>UNCLASSIFIED SALARIES</b>					
<b>1100 Unclassified Salaries-Permanent (Including 1105 - Stipend)</b>					
997656		Associate Dean of Faculty Development and Research Eichhorn, David	12	1.00	125,274
998023		Senior Assistant Dean for Academic and Staff Operations Miller, Cheryl	12	1.00	94,605
998153		Associate Dean of Student Success and Professor Bolin, Brien	12	1.00	121,432
998172		Assistant to the Dean Neill, Deborah	12	1.00	54,100
998207		Dean of LAS and Professor Hippisley, Andrew	12	1.00	198,925
998828		Administrative Specialist DalPorto-Ward, Joyce	12	1.00	34,528
999863		Director of Business and Financial Operations Smetak, Kelley	12	1.00	62,930
1110		Uncl-Salaries-Seasonal and Temp			82,595
<b>Total Unclassified Salaries</b>				<b>7.00</b>	<b>774,389</b>
<b>Total Unclassified Salaries by Fund</b>					
A0003		GU State General Fund		5.00	540,936
A2000		GU General Fees Fund		2.00	233,453
<b>Total Unclassified Salaries by Fund</b>				<b>7.00</b>	<b>774,389</b>
<b>STUDENT ASSISTANTS AND BENEFITS</b>					
1200		Student Salaries-Regular			10,646
1690		Shrinkage			(22,248)
1760		State Leave Pymt Assessment			5,186
1830		Regents Retirement			58,808
1850		TIAA Disability			6,922
1911		Medicare			10,913
1912		OASDI			43,802
1750		Dependent Health Insurance			14,821
1950		Single Group Health Insurance			47,023
1970		Workers Compensation			2,423
1980		Unemployment Compensation			615
<b>Total Students and Fringe Benefits</b>					<b>178,911</b>

**W.S.U ANNUAL BUDGET**  
**102046 - Liberal Arts & Sciences Dean's Ofc.**  
**For Fiscal Year 2022**

Account Code	Position Number	Name or Account Description	Months	2022 Adopted	
				Budget FTE	Amount
<b>Total Students and Fringe Benefits by Fund</b>					
A0003		GU State General Fund			123,818
A2000		GU General Fees Fund			55,093
<b>Total Students and Fringe Benefits</b>					<b>178,911</b>
<b>Total Salaries and Fringe Benefits</b>				<b>7.00</b>	<b>953,300</b>
<b>Total Salaries and Fringe Benefits by Fund</b>					
A0003		GU State General Fund		5.00	664,754
A2000		GU General Fees Fund		2.00	288,546
<b>Total Salaries and Fringe Benefits</b>				<b>7.00</b>	<b>953,300</b>
<b>OTHER OPERATING EXPENDITURES (OOE)</b>					
7C		Contractual Services			155,909
7F		Commodities			14,210
7H		Capital Outlay			11,000
7Z		Transfers Out			580,000
<b>Total OOE</b>					<b>761,119</b>
<b>Total OOE by Fund</b>					
A2000		GU General Fees Fund			139,019
D10159		RU Dean's Office-Liberal Arts			622,100
<b>Total OOE by Fund</b>					<b>761,119</b>
<b>Total FTE and Expenditures</b>				<b>7.00</b>	<b>1,714,419</b>
<b>Total FTE and Expenditures by Fund</b>					
A0003		GU State General Fund		5.00	664,754
A2000		GU General Fees Fund		2.00	427,565
D10159		RU Dean's Office-Liberal Arts		-	622,100
<b>Total FTE and Expenditures by Fund</b>				<b>7.00</b>	<b>1,714,419</b>

**W.S.U ANNUAL BUDGET**  
**102079 - Office of Planning and Analysis**  
**For Fiscal Year 2022**

Account Code	Position Number	Name or Account Description	Months	2022 Adopted	
				Budget FTE	Amount
<b>USS SALARIES</b>					
<b>1000 USS Salaries-Permanent</b>					
<b>Total USS Salaries</b>				-	-
<b>Total USS Salaries by Fund</b>					
<b>Total USS Salaries by Fund</b>				-	-
<b>UNCLASSIFIED SALARIES</b>					
<b>1100 Unclassified Salaries-Permanent (Including 1105 - Stipend)</b>					
995066		Assistant Director and Senior Analyst Franks, Tiffany	12	1.00	73,584
997679		Senior Institutional Research Analyst Smith, David	12	1.00	75,696
997799		Institutional Research Analyst Crager, Whitney	12	1.00	68,000
998861		Faculty Records Archivist & Faculty Senate Liaison Birdwell, Lee	12	1.00	46,717
<i>\$7,412 of this position is funded from restricted use sources.</i>					
1130		Grad Assistants-Research			2,421
<b>Total Unclassified Salaries</b>				<b>4.00</b>	<b>266,418</b>
<b>Total Unclassified Salaries by Fund</b>					
A0003		GU State General Fund		2.84	191,006
A2000		GU General Fees Fund		1.00	68,000
D10832		RU Planning and Analysis		0.16	7,412
<b>Total Unclassified Salaries by Fund</b>				<b>4.00</b>	<b>266,418</b>
<b>STUDENT ASSISTANTS AND BENEFITS</b>					
1690		Shrinkage			(7,706)
1760		State Leave Pymt Assessment			1,760
1810		KPERS Retirement			6,584
1830		Regents Retirement			18,470
1850		TIAA Disability			2,642
1911		Medicare			3,644
1912		OASDI			15,577
1750		Dependent Health Insurance			7,411
1950		Single Group Health Insurance			23,512
1970		Workers Compensation			825
1980		Unemployment Compensation			206
<b>Total Students and Fringe Benefits</b>					<b>72,925</b>
<b>Total Students and Fringe Benefits by Fund</b>					
A0003		GU State General Fund			49,440
A2000		GU General Fees Fund			21,719
D10832		RU Planning and Analysis			1,766
<b>Total Students and Fringe Benefits</b>					<b>72,925</b>
<b>Total Salaries and Fringe Benefits</b>				<b>4.00</b>	<b>339,343</b>



**W.S.U ANNUAL BUDGET**  
**102079 - Office of Planning and Analysis**  
**For Fiscal Year 2022**

Account Code	Position Number	Name or Account Description	Months	2022 Adopted	
				Budget FTE	Amount
<b>Total Salaries and Fringe Benefits by Fund</b>					
A0003		GU State General Fund		2.84	240,446
A2000		GU General Fees Fund		1.00	89,719
D10832		RU Planning and Analysis		0.16	9,178
<b>Total Salaries and Fringe Benefits</b>				<b>4.00</b>	<b>339,343</b>
<hr/>					
<b>OTHER OPERATING EXPENDITURES (OOE)</b>					
		7C Contractual Services			14,702
		7F Commodities			2,325
		7H Capital Outlay			18,700
<b>Total OOE</b>					<b>35,727</b>
<hr/>					
<b>Total OOE by Fund</b>					
A2000		GU General Fees Fund			35,727
<b>Total OOE by Fund</b>					<b>35,727</b>
<hr/>					
<b>Total FTE and Expenditures</b>				<b>4.00</b>	<b>375,070</b>
<hr/>					
<b>Total FTE and Expenditures by Fund</b>					
A0003		GU State General Fund		2.84	240,446
A2000		GU General Fees Fund		1.00	125,446
D10832		RU Planning and Analysis		0.16	9,178
<b>Total FTE and Expenditures by Fund</b>				<b>4.00</b>	<b>375,070</b>

**W.S.U ANNUAL BUDGET  
102415 - OPA Technology Org  
For Fiscal Year 2022**

Account Code	Position Number	Name or Account Description	Months	2022 Adopted	
				Budget FTE	Amount
<b>USS SALARIES</b>					
<b>1000 USS Salaries-Permanent</b>					
<b>Total USS Salaries</b>				-	-
<b>Total USS Salaries by Fund</b>					
<b>Total USS Salaries by Fund</b>				-	-
<b>UNCLASSIFIED SALARIES</b>					
<b>1100 Unclassified Salaries-Permanent (Including 1105 - Stipend)</b>					
<b>Total Unclassified Salaries</b>				-	-
<b>Total Unclassified Salaries by Fund</b>					
<b>Total Unclassified Salaries by Fund</b>				-	-
<b>STUDENT ASSISTANTS AND BENEFITS</b>					
<b>Total Students and Fringe Benefits</b>				-	-
<b>Total Students and Fringe Benefits by Fund</b>					
<b>Total Students and Fringe Benefits</b>				-	-
<b>Total Salaries and Fringe Benefits</b>				-	-
<b>Total Salaries and Fringe Benefits by Fund</b>					
<b>Total Salaries and Fringe Benefits</b>				-	-
<b>OTHER OPERATING EXPENDITURES (OOE)</b>					
7C Contractual Services				60,000	
<b>Total OOE</b>				<b>60,000</b>	
<b>Total OOE by Fund</b>					
D11507 RU Planning & Analysis Technology				60,000	
<b>Total OOE by Fund</b>				<b>60,000</b>	
<b>Total FTE and Expenditures</b>				-	<b>60,000</b>
<b>Total FTE and Expenditures by Fund</b>					
D11507 RU Planning & Analysis Technology				-	60,000
<b>Total FTE and Expenditures by Fund</b>				-	<b>60,000</b>

**W.S.U ANNUAL BUDGET  
102081 - Academic Programs  
For Fiscal Year 2022**

Account Code	Position Number	Name or Account Description	Months	2022 Adopted	
				Budget FTE	Amount
<b>USS SALARIES</b>					
<b>1000 USS Salaries-Permanent</b>					
<b>Total USS Salaries</b>				-	-
<b>Total USS Salaries by Fund</b>					
<b>Total USS Salaries by Fund</b>				-	-
<b>UNCLASSIFIED SALARIES</b>					
<b>1100 Unclassified Salaries-Permanent (Including 1105 - Stipend)</b>					
1115		Unclassified Salaries-Add'l Comp			10,000
<b>Total Unclassified Salaries</b>				-	<b>10,000</b>
<b>Total Unclassified Salaries by Fund</b>					
A2000		GU General Fees Fund		-	10,000
<b>Total Unclassified Salaries by Fund</b>				-	<b>10,000</b>
<b>STUDENT ASSISTANTS AND BENEFITS</b>					
1690		Shrinkage			(269)
1760		State Leave Pymt Assessment			66
1830		Regents Retirement			851
1850		TIAA Disability			100
1911		Medicare			145
1912		OASDI			620
1970		Workers Compensation			31
1980		Unemployment Compensation			8
<b>Total Students and Fringe Benefits</b>				-	<b>1,552</b>
<b>Total Students and Fringe Benefits by Fund</b>					
A2000		GU General Fees Fund		-	1,552
<b>Total Students and Fringe Benefits</b>				-	<b>1,552</b>
<b>Total Salaries and Fringe Benefits</b>				-	<b>11,552</b>
<b>Total Salaries and Fringe Benefits by Fund</b>					
A2000		GU General Fees Fund		-	11,552
<b>Total Salaries and Fringe Benefits</b>				-	<b>11,552</b>
<b>OTHER OPERATING EXPENDITURES (OOE)</b>					
7C		Contractual Services			31,875
7F		Commodities			5,975
<b>Total OOE</b>				-	<b>37,850</b>
<b>Total OOE by Fund</b>					
A2000		GU General Fees Fund		-	37,850
<b>Total OOE by Fund</b>				-	<b>37,850</b>
<b>Total FTE and Expenditures</b>				-	<b>49,402</b>
<b>Total FTE and Expenditures by Fund</b>					
A2000		GU General Fees Fund		-	49,402
<b>Total FTE and Expenditures by Fund</b>				-	<b>49,402</b>

**W.S.U ANNUAL BUDGET**  
**102110 - Health Professions Dean's Office**  
**For Fiscal Year 2022**

Account Code	Position Number	Name or Account Description	Months	2022 Adopted	
				Budget FTE	Amount
<b>USS SALARIES</b>					
<b>1000 USS Salaries-Permanent</b>					
1020		USS Salaries-OT		-	-
		<b>Total USS Salaries</b>		-	-
<b>Total USS Salaries by Fund</b>					
A0003		GU State General Fund		-	-
		<b>Total USS Salaries by Fund</b>		-	-
<b>UNCLASSIFIED SALARIES</b>					
<b>1100 Unclassified Salaries-Permanent (Including 1105 - Stipend)</b>					
993713		Assistant Dean Brown, Molly	12	1.00	91,125
		<i>\$5,000 of this position is funded from restricted use sources.</i>			
995089		Unit Supervisor, Budget Clancy, Lisa	12	1.00	73,000
		<i>\$8,684 of this position is funded from restricted use sources.</i>			
995090		Academic Adviser Henderson, Thad	12	1.00	37,048
995091		Academic Advisor Knauff Stewart, Gina	12	1.00	42,606
		<i>\$1,000 of this position is funded from restricted use sources.</i>			
995200		Educational Technologist Anozie, Jennifer	12	1.00	47,371
995368		Fiscal and Business Assistant Compton, Marsha	12	1.00	43,035
		<i>\$5,022 of this position is funded from restricted use sources.</i>			
997609		Academic Advisor Holmes, Juliana	12	1.00	40,994
		<i>\$2,500 of this position is funded from restricted use sources.</i>			
997610		Associate Dean for Academic Affairs & Associate Professor McCleary-Jones, Voncella	12	1.00	150,000
997781		Administrative Assistant Vacant		1.00	44,970
		<i>\$34,331 of this position is funded from restricted use sources.</i>			
997784		Administrative Assistant Perez, Yadid	12	0.27	8,794
997867		Dean of the College of Health Professions and Professor Hand, Gregory	12	1.00	240,000
997963		Academic Advisor Folkerts, Christina	12	1.00	43,293

**W.S.U ANNUAL BUDGET**  
**102110 - Health Professions Dean's Office**  
**For Fiscal Year 2022**

Account Code	Position Number	Name or Account Description	Months	2022 Adopted	
				Budget FTE	Amount
	998005	Assistant to the Dean Vacant		1.00	5,699
	998068	Health Care Instructional Services Manager Wells, Susan	12	1.00	44,564
	998538	Director, Advising and Student Services Konecny, Amanda	12	1.00	65,639
	998738	Content Developer Stoskopf, Jamie <i>This position is fully funded from restricted use sources.</i>	12	0.80	41,734
	998775	Desktop Technology Specialist Whiteside, Brandon <i>\$11,038 of this position is funded from restricted use sources.</i>	12	1.00	43,722
	999425	Assistant to the Dean Nutter, Coni	12	1.00	50,440
	1110	Uncl-Salaries-Seasonal and Temp			2,883
		<b>Total Unclassified Salaries</b>		<b>17.07</b>	<b>1,116,917</b>
<b>Total Unclassified Salaries by Fund</b>					
	A0003	GU State General Fund		12.65	748,387
	A2000	GU General Fees Fund		2.24	259,221
	D10115	RU Dean's Office-Health Profession		1.39	67,574
	D10697	RU Accel BSN Allocation Fund-Dean		0.80	41,734
		<b>Total Unclassified Salaries by Fund</b>		<b>17.07</b>	<b>1,116,917</b>
<b>STUDENT ASSISTANTS AND BENEFITS</b>					
	1200	Student Salaries-Regular			2,500
	1210	Student Salaries-WS-WSU Match			3,000
	1220	Student Sal-Workstudy Federal			5,343
	1690	Shrinkage			(29,439)
	1760	State Leave Pymt Assessment			7,458
	1810	KPERS Retirement			-
	1830	Regents Retirement			90,398
	1850	TIAA Disability			11,150
	1911	Medicare			15,886
	1912	OASDI			61,998
	1750	Dependent Health Insurance			26,953
	1950	Single Group Health Insurance			88,356
	1970	Workers Compensation			3,491
	1980	Unemployment Compensation			899
		<b>Total Students and Fringe Benefits</b>			<b>287,993</b>
<b>Total Students and Fringe Benefits by Fund</b>					
	A0003	GU State General Fund			209,769
	A2000	GU General Fees Fund			44,011
	D10115	RU Dean's Office-Health Profession			21,214
	D10697	RU Accel BSN Allocation Fund-Dean			7,599
	R40041	Federal Work Study Program			5,401
		<b>Total Students and Fringe Benefits</b>			<b>287,993</b>

**W.S.U ANNUAL BUDGET**  
**102110 - Health Professions Dean's Office**  
**For Fiscal Year 2022**

Account Code	Position Number	Name or Account Description	Months	2022 Adopted	
				Budget FTE	Amount
<b>Total Salaries and Fringe Benefits</b>				<b>17.07</b>	<b>1,404,910</b>
<b>Total Salaries and Fringe Benefits by Fund</b>					
A0003		GU State General Fund		12.65	958,156
A2000		GU General Fees Fund		2.24	303,232
D10115		RU Dean's Office-Health Profession		1.39	88,788
D10697		RU Accel BSN Allocation Fund-Dean		0.80	49,333
R40041		Federal Work Study Program		-	5,401
<b>Total Salaries and Fringe Benefits</b>				<b>17.07</b>	<b>1,404,910</b>
<b>OTHER OPERATING EXPENDITURES (OOE)</b>					
7C		Contractual Services			87,587
7F		Commodities			18,237
7H		Capital Outlay			57,194
7L		Grants Claims & Shared Revenue			1,393
7Z		Transfers Out			110,705
<b>Total OOE</b>					<b>275,116</b>
<b>Total OOE by Fund</b>					
A2000		GU General Fees Fund			32,313
D10115		RU Dean's Office-Health Profession			242,803
<b>Total OOE by Fund</b>					<b>275,116</b>
<b>Total FTE and Expenditures</b>				<b>17.07</b>	<b>1,680,026</b>
<b>Total FTE and Expenditures by Fund</b>					
A0003		GU State General Fund		12.65	958,156
A2000		GU General Fees Fund		2.24	335,545
D10115		RU Dean's Office-Health Profession		1.39	331,591
D10697		RU Accel BSN Allocation Fund-Dean		0.80	49,333
R40041		Federal Work Study Program		-	5,401
<b>Total FTE and Expenditures by Fund</b>				<b>17.07</b>	<b>1,680,026</b>

**W.S.U ANNUAL BUDGET**  
**102122 - Graduate School Dean's Office**  
**For Fiscal Year 2022**

Account Code	Position Number	Name or Account Description	Months	2022 Adopted	
				Budget FTE	Amount
<b>USS SALARIES</b>					
<b>1000 USS Salaries-Permanent</b>					
998769		Administrative Specialist Hill, Angela	12	1.00	33,197
		<i>\$9,000 of this position is funded from restricted use sources.</i>			
999817		Degree Audit Specialist Angleton, Denecia	12	1.00	44,678
999820		Coordinator of Student Programs Owens, Constance	12	1.00	38,584
<b>Total USS Salaries</b>				<b>3.00</b>	<b>116,459</b>
<b>Total USS Salaries by Fund</b>					
A0003		GU State General Fund		2.73	107,459
D10107		RU Dean's Office-Graduate School		0.27	9,000
<b>Total USS Salaries by Fund</b>				<b>3.00</b>	<b>116,459</b>

**UNCLASSIFIED SALARIES**

**1100 Unclassified Salaries-Permanent (Including 1105 - Stipend)**

995518		International Admissions Officer Harshman, Kaitlyn	12	1.00	32,198
		<i>This position is fully funded from restricted use sources.</i>			
995852		Graduate Admission Specialist Allen, Gail	12	1.00	30,618
		<i>This position is fully funded from restricted use sources.</i>			
996241		Assistant Dean of Graduate School and Director of Graduate Admissic Coffey, Aaron	12	1.00	87,290
996630		Assistant Director of Graduate Admissions Oleson, Jordan	12	1.00	44,660
997062		Graduate Student Success Specialist Smith, Sheree	12	1.00	38,501
		<i>This position is fully funded from restricted use sources.</i>			
997979		Executive Assistant to the Dean and Budget Director McCall, Carol	12	1.00	50,773
998009		Dean of the Graduate School and Vice Provost for Research Pugh, Coleen	12	0.50	120,000
998368		Director of Graduate Operations Gimlin, Denise	12	1.00	60,923
998689		Associate Dean of the Graduate School and Full Professor Wilks, Kerry	12	1.00	129,269
999697		Graduate Admissions Specialist Wagenbach, Rebekah	12	1.00	31,117
		<i>\$9,857 of this position is funded from restricted use sources.</i>			

**W.S.U ANNUAL BUDGET**  
**102122 - Graduate School Dean's Office**  
**For Fiscal Year 2022**

Account Code	Position Number	Name or Account Description	Months	2022 Adopted	
				Budget FTE	Amount
	999821	Recruitment and Communications Coordinator Marion, LaRell	12	1.00	37,003
		<i>This position is fully funded from restricted use sources.</i>			
	1110	Uncl-Salaries-Seasonal and Temp			5,825
		<b>Total Unclassified Salaries</b>		<b>10.50</b>	<b>668,177</b>
		<b>Total Unclassified Salaries by Fund</b>			
	A0003	GU State General Fund		4.68	336,027
	A2000	GU General Fees Fund		1.50	180,923
	D10107	RU Dean's Office-Graduate School		4.32	151,227
	D10511	SRO Dean's Office-Graduate School		-	-
		<b>Total Unclassified Salaries by Fund</b>		<b>10.50</b>	<b>668,177</b>
<b>STUDENT ASSISTANTS AND BENEFITS</b>					
	1200	Student Salaries-Regular			1,850
	1210	Student Salaries-WS-WSU Match			500
	1220	Student Sal-Workstudy Federal			1,483
	1690	Shrinkage			(18,494)
	1760	State Leave Pymt Assessment			5,216
	1810	KPERS Retirement			16,409
	1830	Regents Retirement			53,569
	1850	TIAA Disability			7,794
	1911	Medicare			11,187
	1912	OASDI			44,834
	1750	Dependent Health Insurance			12,969
	1752	Healthy Kids Health Insurance			699
	1950	Single Group Health Insurance			90,128
	1970	Workers Compensation			2,440
	1980	Unemployment Compensation			630
		<b>Total Students and Fringe Benefits</b>			<b>231,214</b>
		<b>Total Students and Fringe Benefits by Fund</b>			
	A0003	GU State General Fund			129,679
	A2000	GU General Fees Fund			38,350
	D10107	RU Dean's Office-Graduate School			61,685
	D10511	SRO Dean's Office-Graduate School			-
	R40041	Federal Work Study Program			1,500
		<b>Total Students and Fringe Benefits</b>			<b>231,214</b>
		<b>Total Salaries and Fringe Benefits</b>		<b>13.50</b>	<b>1,015,850</b>
		<b>Total Salaries and Fringe Benefits by Fund</b>			
	A0003	GU State General Fund		7.41	573,165
	A2000	GU General Fees Fund		1.50	219,273
	D10107	RU Dean's Office-Graduate School		4.59	221,912
	D10511	SRO Dean's Office-Graduate School		-	-
	R40041	Federal Work Study Program		-	1,500
		<b>Total Salaries and Fringe Benefits</b>		<b>13.50</b>	<b>1,015,850</b>
<b>OTHER OPERATING EXPENDITURES (OOE)</b>					
	7C	Contractual Services			61,281
	7F	Commodities			7,468
	7H	Capital Outlay			3,000
	7L	Grants Claims & Shared Revenue			15,000
		<b>Total OOE</b>			<b>86,749</b>



**W.S.U ANNUAL BUDGET**  
**102122 - Graduate School Dean's Office**  
**For Fiscal Year 2022**

Account Code	Position Number	Name or Account Description	Months	2022 Adopted	
				Budget FTE	Amount
<b>Total OOE by Fund</b>					
	D10107	RU Dean's Office-Graduate School			86,749
<b>Total OOE by Fund</b>					<b>86,749</b>
<b>Total FTE and Expenditures</b>				<b>13.50</b>	<b>1,102,599</b>
<b>Total FTE and Expenditures by Fund</b>					
A0003		GU State General Fund		7.41	573,165
A2000		GU General Fees Fund		1.50	219,273
D10107		RU Dean's Office-Graduate School		4.59	308,661
D10511		SRO Dean's Office-Graduate School		-	-
R40041		Federal Work Study Program		-	1,500
<b>Total FTE and Expenditures by Fund</b>				<b>13.50</b>	<b>1,102,599</b>

**W.S.U ANNUAL BUDGET  
102138 - Assessment  
For Fiscal Year 2022**

Account Code	Position Number	Name or Account Description	Months	2022 Adopted	
				Budget FTE	Amount
<b>USS SALARIES</b>					
<b>1000 USS Salaries-Permanent</b>					
<b>Total USS Salaries</b>				-	-
<b>Total USS Salaries by Fund</b>					
<b>Total USS Salaries by Fund</b>				-	-
<b>UNCLASSIFIED SALARIES</b>					
<b>1100 Unclassified Salaries-Permanent (Including 1105 - Stipend)</b>					
<b>Total Unclassified Salaries</b>				-	-
<b>Total Unclassified Salaries by Fund</b>					
<b>Total Unclassified Salaries by Fund</b>				-	-
<b>STUDENT ASSISTANTS AND BENEFITS</b>					
<b>Total Students and Fringe Benefits</b>				-	-
<b>Total Students and Fringe Benefits by Fund</b>					
<b>Total Students and Fringe Benefits</b>				-	-
<b>Total Salaries and Fringe Benefits</b>				-	-
<b>Total Salaries and Fringe Benefits by Fund</b>					
<b>Total Salaries and Fringe Benefits</b>				-	-
<b>OTHER OPERATING EXPENDITURES (OOE)</b>					
7C Contractual Services				34,626	
<b>Total OOE</b>				<b>34,626</b>	
<b>Total OOE by Fund</b>					
A2000		GU General Fees Fund		34,626	
<b>Total OOE by Fund</b>				<b>34,626</b>	
<b>Total FTE and Expenditures</b>				-	<b>34,626</b>
<b>Total FTE and Expenditures by Fund</b>					
A2000		GU General Fees Fund		-	34,626
<b>Total FTE and Expenditures by Fund</b>				-	<b>34,626</b>

**W.S.U ANNUAL BUDGET**  
**103001 - Office of Research & Technology Tsf**  
**For Fiscal Year 2022**

Account Code	Position Number	Name or Account Description	Months	2022 Adopted	
				Budget FTE	Amount
<b>USS SALARIES</b>					
<b>1000 USS Salaries-Permanent</b>					
<b>Total USS Salaries</b>				-	-
<b>Total USS Salaries by Fund</b>					
<b>Total USS Salaries by Fund</b>				-	-
<b>UNCLASSIFIED SALARIES</b>					
<b>1100 Unclassified Salaries-Permanent (Including 1105 - Stipend)</b>					
997423		Research Business Manager Gofur, Md	12	1.00	82,683
997581		Deputy General Counsel Jacob-Warren, Misha <i>This position is fully funded from restricted use sources.</i>	12	0.20	35,000
997732		General Counsel Boden, Stacia <i>This position is fully funded from restricted use sources.</i>	12	0.18	38,846
998009		Dean of the Graduate School and Vice Provost for Research Pugh, Coleen <i>\$15,957 of this position is funded from restricted use sources.</i>	12	0.50	120,000
1115		Unclassified Salaries-Add'l Comp			-
<b>Total Unclassified Salaries</b>				<b>1.88</b>	<b>276,529</b>
<b>Total Unclassified Salaries by Fund</b>					
A2000		GU General Fees Fund		1.43	186,726
D10231		RU RTT Contingency		-	-
D10574		SRO Office of Research & Tech Tsf		0.45	89,803
<b>Total Unclassified Salaries by Fund</b>				<b>1.88</b>	<b>276,529</b>
<b>STUDENT ASSISTANTS AND BENEFITS</b>					
1200		Student Salaries-Regular			10,000
1690		Shrinkage			(5,342)
1760		State Leave Pymt Assessment			1,893
1830		Regents Retirement			23,507
1850		TIAA Disability			2,767
1911		Medicare			3,918
1912		OASDI			12,622
1750		Dependent Health Insurance			6,300
1950		Single Group Health Insurance			13,325
1970		Workers Compensation			886
1980		Unemployment Compensation			227
<b>Total Students and Fringe Benefits</b>					<b>70,103</b>
<b>Total Students and Fringe Benefits by Fund</b>					
A2000		GU General Fees Fund			42,170
D10231		RU RTT Contingency			-
D10574		SRO Office of Research & Tech Tsf			27,933
<b>Total Students and Fringe Benefits</b>					<b>70,103</b>

**W.S.U ANNUAL BUDGET**  
**103001 - Office of Research & Technology Tsf**  
**For Fiscal Year 2022**

Account Code	Position Number	Name or Account Description	Months	2022 Adopted	
				Budget FTE	Amount
<b>Total Salaries and Fringe Benefits</b>				<b>1.88</b>	<b>346,632</b>
<b>Total Salaries and Fringe Benefits by Fund</b>					
A2000		GU General Fees Fund		1.43	228,896
D10231		RU RTT Contingency		-	-
D10574		SRO Office of Research & Tech Tsf		0.45	117,736
<b>Total Salaries and Fringe Benefits</b>				<b>1.88</b>	<b>346,632</b>
<b>OTHER OPERATING EXPENDITURES (OOE)</b>					
7C		Contractual Services			175,074
7F		Commodities			3,000
7H		Capital Outlay			183,500
7Z		Transfers Out			2,930,916
<b>Total OOE</b>					<b>3,292,490</b>
<b>Total OOE by Fund</b>					
D10574		SRO Office of Research & Tech Tsf			2,332,264
D11245		SRO RTT Special Projects Fund			960,226
<b>Total OOE by Fund</b>					<b>3,292,490</b>
<b>Total FTE and Expenditures</b>				<b>1.88</b>	<b>3,639,122</b>
<b>Total FTE and Expenditures by Fund</b>					
A2000		GU General Fees Fund		1.43	228,896
D10231		RU RTT Contingency		-	-
D10574		SRO Office of Research & Tech Tsf		0.45	2,450,000
D11245		SRO RTT Special Projects Fund		-	960,226
<b>Total FTE and Expenditures by Fund</b>				<b>1.88</b>	<b>3,639,122</b>

**W.S.U ANNUAL BUDGET**  
**103050 - Univ Support-Research & Tech Transf**  
**For Fiscal Year 2022**

Account Code	Position Number	Name or Account Description	Months	2022 Adopted	
				Budget FTE	Amount
<b>USS SALARIES</b>					
<b>1000 USS Salaries-Permanent</b>					
<b>Total USS Salaries</b>				-	-
<b>Total USS Salaries by Fund</b>					
<b>Total USS Salaries by Fund</b>				-	-
<b>UNCLASSIFIED SALARIES</b>					
<b>1100 Unclassified Salaries-Permanent (Including 1105 - Stipend)</b>					
997901		Regional Director of the WSU Small Business Development Center Stevens, Marcia	12	0.96	78,899
<i>This position is fully funded from restricted use sources.</i>					
<b>Total Unclassified Salaries</b>				<b>0.96</b>	<b>78,899</b>
<b>Total Unclassified Salaries by Fund</b>					
D10571		SRO Univ Support-Res & Tech Tsf		0.96	78,899
<b>Total Unclassified Salaries by Fund</b>				<b>0.96</b>	<b>78,899</b>
<b>STUDENT ASSISTANTS AND BENEFITS</b>					
1760		State Leave Pymt Assessment			521
1830		Regents Retirement			6,707
1850		TIAA Disability			789
1911		Medicare			1,136
1912		OASDI			4,855
1750		Dependent Health Insurance			-
1950		Single Group Health Insurance			7,518
1970		Workers Compensation			244
1980		Unemployment Compensation			63
<b>Total Students and Fringe Benefits</b>					<b>21,833</b>
<b>Total Students and Fringe Benefits by Fund</b>					
D10571		SRO Univ Support-Res & Tech Tsf			21,833
<b>Total Students and Fringe Benefits</b>					<b>21,833</b>
<b>Total Salaries and Fringe Benefits</b>				<b>0.96</b>	<b>100,732</b>
<b>Total Salaries and Fringe Benefits by Fund</b>					
D10571		SRO Univ Support-Res & Tech Tsf		0.96	100,732
<b>Total Salaries and Fringe Benefits</b>				<b>0.96</b>	<b>100,732</b>
<b>OTHER OPERATING EXPENDITURES (OOE)</b>					
7C		Contractual Services			143,283
7Z		Transfers Out			868,580
<b>Total OOE</b>					<b>1,011,863</b>
<b>Total OOE by Fund</b>					
D10571		SRO Univ Support-Res & Tech Tsf			1,011,863
<b>Total OOE by Fund</b>					<b>1,011,863</b>
<b>Total FTE and Expenditures</b>				<b>0.96</b>	<b>1,112,595</b>
<b>Total FTE and Expenditures by Fund</b>					
D10571		SRO Univ Support-Res & Tech Tsf		0.96	1,112,595
<b>Total FTE and Expenditures by Fund</b>				<b>0.96</b>	<b>1,112,595</b>

**W.S.U ANNUAL BUDGET**  
**103060 - Tech Transfer & Commercialization**  
**For Fiscal Year 2022**

Account Code	Position Number	Name or Account Description	Months	2022 Adopted	
				Budget FTE	Amount
<b>USS SALARIES</b>					
<b>1000 USS Salaries-Permanent</b>					
<b>Total USS Salaries</b>				-	-
<b>Total USS Salaries by Fund</b>					
<b>Total USS Salaries by Fund</b>				-	-
<b>UNCLASSIFIED SALARIES</b>					
<b>1100 Unclassified Salaries-Permanent (Including 1105 - Stipend)</b>					
991206		Administrative Specialist Wood, Brenen	12	1.00	41,600
<i>This position is fully funded from restricted use sources.</i>					
996930		Executive Director Technology Transfer & Commercialization Gerlach, Robert	12	1.00	152,250
<i>This position is fully funded from restricted use sources.</i>					
<b>Total Unclassified Salaries</b>				<b>2.00</b>	<b>193,850</b>
<b>Total Unclassified Salaries by Fund</b>					
D11085		SRO WSU Ventures		2.00	193,850
<b>Total Unclassified Salaries by Fund</b>				<b>2.00</b>	<b>193,850</b>
<b>STUDENT ASSISTANTS AND BENEFITS</b>					
1200		Student Salaries-Regular			50,090
1760		State Leave Pymt Assessment			1,611
1830		Regents Retirement			16,479
1850		TIAA Disability			1,939
1911		Medicare			2,762
1912		OASDI			11,282
1750		Dependent Health Insurance			3,705
1950		Single Group Health Insurance			15,674
1970		Workers Compensation			754
1980		Unemployment Compensation			194
<b>Total Students and Fringe Benefits</b>					<b>104,490</b>
<b>Total Students and Fringe Benefits by Fund</b>					
D11058		RU WSU Ventures			10,198
D11085		SRO WSU Ventures			94,292
<b>Total Students and Fringe Benefits</b>					<b>104,490</b>
<b>Total Salaries and Fringe Benefits</b>				<b>2.00</b>	<b>298,340</b>
<b>Total Salaries and Fringe Benefits by Fund</b>					
D11058		RU WSU Ventures		-	10,198
D11085		SRO WSU Ventures		2.00	288,142
<b>Total Salaries and Fringe Benefits</b>				<b>2.00</b>	<b>298,340</b>
<b>OTHER OPERATING EXPENDITURES (OOE)</b>					
7C		Contractual Services			269,275
7F		Commodities			16,396
7L		Grants Claims & Shared Revenue			400,000
<b>Total OOE</b>					<b>685,671</b>

**W.S.U ANNUAL BUDGET**  
**103060 - Tech Transfer & Commercialization**  
**For Fiscal Year 2022**

Account Code	Position Number	Name or Account Description	Months	2022 Adopted	
				Budget FTE	Amount
<b>Total OOE by Fund</b>					
	D11058	RU WSU Ventures			414,802
	D11085	SRO WSU Ventures			270,869
		<b>Total OOE by Fund</b>			<b>685,671</b>
		<b>Total FTE and Expenditures</b>		<b>2.00</b>	<b>984,011</b>
<b>Total FTE and Expenditures by Fund</b>					
	D11058	RU WSU Ventures		-	425,000
	D11085	SRO WSU Ventures		2.00	559,011
		<b>Total FTE and Expenditures by Fund</b>		<b>2.00</b>	<b>984,011</b>

**W.S.U ANNUAL BUDGET  
103061 - ORTT Pre-Award  
For Fiscal Year 2022**

Account Code	Position Number	Name or Account Description	Months	2022 Adopted	
				Budget FTE	Amount
<b>USS SALARIES</b>					
<b>1000 USS Salaries-Permanent</b>					
<b>Total USS Salaries</b>				-	-
<b>Total USS Salaries by Fund</b>					
<b>Total USS Salaries by Fund</b>				-	-
<b>UNCLASSIFIED SALARIES</b>					
<b>1100 Unclassified Salaries-Permanent (Including 1105 - Stipend)</b>					
995265		Senior Grant and Contract Specialist Haug, Sarah	12	1.00	62,379
995314		Senior Grants Administrator Clifford, Denee	12	1.00	62,358
997205		Associate Director, Pre-Award Henderson, Jana	12	1.00	75,000
997328		Senior Grants/Contracts Administrator and Training/Outreach Manager Cook, Frances	12	1.00	80,000
997515		Grant Research Coordinator Nguyen, Kendra	12	1.00	46,010
998275		IRB/IACUC Administrator Steinacher, Linda	12	1.00	55,016
999074		Grant/Contract Specialist Miller, Crystal	12	1.00	54,018
999097		Business Technology Analyst Senior Nguyen, Annie	12	0.50	40,000
<b>Total Unclassified Salaries</b>				<b>7.50</b>	<b>474,781</b>
<b>Total Unclassified Salaries by Fund</b>					
A2000		GU General Fees Fund		7.50	474,781
D11096		SRO ORTT Pre-Award		-	-
<b>Total Unclassified Salaries by Fund</b>				<b>7.50</b>	<b>474,781</b>
<b>STUDENT ASSISTANTS AND BENEFITS</b>					
1690		Shrinkage			(14,286)
1760		State Leave Pymt Assessment			3,136
1810		KPERS Retirement			10,568
1830		Regents Retirement			33,986
1850		TIAA Disability			4,751
1911		Medicare			6,721
1912		OASDI			28,728
1750		Dependent Health Insurance			14,820



**W.S.U ANNUAL BUDGET  
103061 - ORTT Pre-Award  
For Fiscal Year 2022**

Account Code	Position Number	Name or Account Description	Months	2022 Adopted	
				Budget FTE	Amount
1950		Single Group Health Insurance			47,022
1970		Workers Compensation			1,467
1980		Unemployment Compensation			374
<b>Total Students and Fringe Benefits</b>					<b>137,287</b>
<b>Total Students and Fringe Benefits by Fund</b>					
A2000		GU General Fees Fund			137,287
D11096		SRO ORTT Pre-Award			-
<b>Total Students and Fringe Benefits</b>					<b>137,287</b>
<b>Total Salaries and Fringe Benefits</b>				<b>7.50</b>	<b>612,068</b>
<b>Total Salaries and Fringe Benefits by Fund</b>					
A2000		GU General Fees Fund		7.50	612,068
D11096		SRO ORTT Pre-Award		-	-
<b>Total Salaries and Fringe Benefits</b>				<b>7.50</b>	<b>612,068</b>
<b>OTHER OPERATING EXPENDITURES (OOE)</b>					
7C		Contractual Services			45,000
7H		Capital Outlay			5,000
<b>Total OOE</b>					<b>50,000</b>
<b>Total OOE by Fund</b>					
D11096		SRO ORTT Pre-Award			50,000
<b>Total OOE by Fund</b>					<b>50,000</b>
<b>Total FTE and Expenditures</b>				<b>7.50</b>	<b>662,068</b>
<b>Total FTE and Expenditures by Fund</b>					
A2000		GU General Fees Fund		7.50	612,068
D11096		SRO ORTT Pre-Award		-	50,000
<b>Total FTE and Expenditures by Fund</b>				<b>7.50</b>	<b>662,068</b>

**Wichita State University**  
**Fiscal Year 2022 Annual Operating Budget**

**Academic Support Program**  
**Program Code 43000**

**Academic Support Program Budget Summary**

<u>Expenditures</u>	<u>General Use Funds</u>				<u>Restricted Use Funds</u>	<u>Total Budget</u>	<u>% of Total Budget</u>
	<u>State General Fund</u>	<u>General Fees (Tuition) Fund</u>	<u>Total</u>	<u>% of General Use Budget</u>			
<b>Salaries and Fringe Benefits</b>							
University Support Staff Salaries	\$ 730,006	\$ -	\$ 730,006	2.9%	\$ 85,203	\$ 815,209	2.6%
Unclassified Salaries	9,910,367	4,256,524	14,166,891	56.3%	2,291,024	16,457,915	51.9%
Student Salaries	214,692	227,034	441,726	1.8%	324,711	766,437	2.4%
Fringe Benefits	3,265,626	1,209,307	4,474,932	17.8%	672,650	5,147,582	16.2%
Shrinkage	(322,033)	(129,828)	(451,861)	-1.8%	-	(451,861)	-1.4%
<b>Subtotal Salaries and Fringe Benefits</b>	<u>\$ 13,798,657</u>	<u>\$ 5,563,037</u>	<u>\$ 19,361,694</u>	<u>76.9%</u>	<u>\$ 3,373,588</u>	<u>\$ 22,735,282</u>	<u>71.8%</u>
<b>Other Operating Expenditures</b>	<u>\$ 94,080</u>	<u>\$ 5,719,166</u>	<u>\$ 5,813,246</u>	<u>23.1%</u>	<u>\$ 3,135,950</u>	<u>\$ 8,949,196</u>	<u>28.2%</u>
<b>Total Academic Support Program Budget</b>	<u><u>\$ 13,892,737</u></u>	<u><u>\$ 11,282,203</u></u>	<u><u>\$ 25,174,940</u></u>	<u><u>100.0%</u></u>	<u><u>\$ 6,509,538</u></u>	<u><u>\$ 31,684,478</u></u>	<u><u>100.0%</u></u>

Summary excludes nonreportable expenditures

**Wichita State University**  
**Fiscal Year 2022 Annual Operating Budget**

**Student Services Program**  
**Program Code 44000**

**Student Services Program Definition**

The Student Services Program includes funds expended for offices of admissions and the registrar and activities with the primary purpose of contributing to students' emotional and physical well-being and intellectual, cultural, and social development outside the context of the formal instruction program. It includes expenditures for student activities, cultural events, student newspapers, intramural athletics, student organizations, intercollegiate athletics, counseling and career guidance and student aid administration. The Student Services Program is further divided into six sub-programs: Student Services Administration (44051), Social and Cultural Development (44052), Counseling and Career Guidance (44053), Financial Aid Administration (44054), Intercollegiate Athletics (44056), and Student Recruitment, Admissions, and Records (44057).

**W.S.U ANNUAL BUDGET**  
**102075 - Liberal Arts Advising Center**  
**For Fiscal Year 2022**

Account Code	Position Number	Name or Account Description	Months	2022 Adopted	
				Budget FTE	Amount
<b>USS SALARIES</b>					
<b>1000 USS Salaries-Permanent</b>					
1020		USS Salaries-OT		-	2,645
		<b>Total USS Salaries</b>		<b>-</b>	<b>2,645</b>
<b>Total USS Salaries by Fund</b>					
A0003		GU State General Fund		-	2,645
		<b>Total USS Salaries by Fund</b>		<b>-</b>	<b>2,645</b>
<b>UNCLASSIFIED SALARIES</b>					
<b>1100 Unclassified Salaries-Permanent (Including 1105 - Stipend)</b>					
997674		Assistant Director of LAS Advising Center Krehbiel, Nancy	12	1.00	46,235
997741		Academic Advisor Bryan, Jade	12	1.00	38,880
997830		Academic Advisor Cicenas, Blake	12	1.00	38,880
997958		Academic Advisor Brozek, Kaytie	12	1.00	38,880
998018		Academic Advisor Scott, Angela	12	1.00	38,494
998020		Academic Advisor Calvert, Anthony	12	1.00	38,880
998021		Academic Advisor Anderson, Alissa	12	1.00	37,555
998022		Academic Advisor Endicott, Nicholas	12	1.00	38,880
998343		Office Manager Gale, Katherine	12	1.00	44,721
998476		Director Phillips, Patricia	12	1.00	60,316
998878		Senior Administrative Assistant Head, Rosemary	12	1.00	30,659
998879		Exceptions Administrative Specialist Rinehart-Taylor, Ryan	12	1.00	32,198
999638		Graduate Certification Specialist Nelson, Krista	12	1.00	32,510
		<b>Total Unclassified Salaries</b>		<b>13.00</b>	<b>517,089</b>

**W.S.U ANNUAL BUDGET**  
**102075 - Liberal Arts Advising Center**  
**For Fiscal Year 2022**

Account Code	Position Number	Name or Account Description	Months	2022 Adopted	
				Budget FTE	Amount
<b>Total Unclassified Salaries by Fund</b>					
	A0003	GU State General Fund		9.00	361,569
	A2000	GU General Fees Fund		4.00	155,520
<b>Total Unclassified Salaries by Fund</b>				<b>13.00</b>	<b>517,089</b>
<b>STUDENT ASSISTANTS AND BENEFITS</b>					
	1690	Shrinkage			(16,589)
	1760	State Leave Pymt Assessment			3,438
	1810	KPERS Retirement			4,693
	1830	Regents Retirement			41,350
	1850	TIAA Disability			5,203
	1911	Medicare			7,258
	1912	OASDI			31,010
	1750	Dependent Health Insurance			18,525
	1752	Healthy Kids Health Insurance			-
	1950	Single Group Health Insurance			94,044
	1970	Workers Compensation			1,608
	1980	Unemployment Compensation			408
<b>Total Students and Fringe Benefits</b>					<b>190,948</b>
<b>Total Students and Fringe Benefits by Fund</b>					
	A0003	GU State General Fund			140,728
	A2000	GU General Fees Fund			50,220
<b>Total Students and Fringe Benefits</b>					<b>190,948</b>
<b>Total Salaries and Fringe Benefits</b>				<b>13.00</b>	<b>710,682</b>
<b>Total Salaries and Fringe Benefits by Fund</b>					
	A0003	GU State General Fund		9.00	504,942
	A2000	GU General Fees Fund		4.00	205,740
<b>Total Salaries and Fringe Benefits</b>				<b>13.00</b>	<b>710,682</b>
<b>OTHER OPERATING EXPENDITURES (OOE)</b>					
	7C	Contractual Services			9,251
	7F	Commodities			13,013
	7H	Capital Outlay			3,801
<b>Total OOE</b>					<b>26,065</b>
<b>Total OOE by Fund</b>					
	A2000	GU General Fees Fund			26,065
<b>Total OOE by Fund</b>					<b>26,065</b>
<b>Total FTE and Expenditures</b>				<b>13.00</b>	<b>736,747</b>
<b>Total FTE and Expenditures by Fund</b>					
	A0003	GU State General Fund		9.00	504,942
	A2000	GU General Fees Fund		4.00	231,805
<b>Total FTE and Expenditures by Fund</b>				<b>13.00</b>	<b>736,747</b>

**W.S.U ANNUAL BUDGET**  
**101909 - WSU TRIO Programs Support**  
**For Fiscal Year 2022**

Account Code	Position Number	Name or Account Description	Months	2022 Adopted	
				Budget FTE	Amount
<b>USS SALARIES</b>					
<b>1000 USS Salaries-Permanent</b>					
<b>Total USS Salaries</b>				-	-
<b>Total USS Salaries by Fund</b>					
<b>Total USS Salaries by Fund</b>				-	-
<b>UNCLASSIFIED SALARIES</b>					
<b>1100 Unclassified Salaries-Permanent (Including 1105 - Stipend)</b>					
	994787	Associate Vice President for Special Programs/Instructor Colvin, Deltha	12	1.00	151,010
	998057	Policy Analyst Director Dsouza, Alan	12	1.00	63,344
<b>Total Unclassified Salaries</b>				<b>2.00</b>	<b>214,354</b>
<b>Total Unclassified Salaries by Fund</b>					
	A0003	GU State General Fund		1.00	63,344
	A2000	GU General Fees Fund		1.00	151,010
<b>Total Unclassified Salaries by Fund</b>				<b>2.00</b>	<b>214,354</b>
<b>STUDENT ASSISTANTS AND BENEFITS</b>					
	1200	Student Salaries-Regular			521
	1690	Shrinkage			(6,134)
	1760	State Leave Pymt Assessment			1,420
	1830	Regents Retirement			18,221
	1850	TIAA Disability			2,145
	1911	Medicare			3,085
	1912	OASDI			12,750
	1950	Single Group Health Insurance			15,674
	1970	Workers Compensation			664
	1980	Unemployment Compensation			172
<b>Total Students and Fringe Benefits</b>					<b>48,518</b>
<b>Total Students and Fringe Benefits by Fund</b>					
	A0003	GU State General Fund			17,444
	A2000	GU General Fees Fund			31,074
<b>Total Students and Fringe Benefits</b>					<b>48,518</b>
<b>Total Salaries and Fringe Benefits</b>				<b>2.00</b>	<b>262,872</b>
<b>Total Salaries and Fringe Benefits by Fund</b>					
	A0003	GU State General Fund		1.00	80,788
	A2000	GU General Fees Fund		1.00	182,084
<b>Total Salaries and Fringe Benefits</b>				<b>2.00</b>	<b>262,872</b>
<b>OTHER OPERATING EXPENDITURES (OOE)</b>					
	7C	Contractual Services			647
	7F	Commodities			1,004
<b>Total OOE</b>					<b>1,651</b>
<b>Total OOE by Fund</b>					
	A2000	GU General Fees Fund			1,651

**W.S.U ANNUAL BUDGET**  
**101909 - WSU TRIO Programs Support**  
**For Fiscal Year 2022**

Account Code	Position Number	Name or Account Description	Months	2022 Adopted	
				Budget FTE	Amount
<b>Total OOE by Fund</b>					<b>1,651</b>
<b>Total FTE and Expenditures</b>				<b>2.00</b>	<b>264,523</b>
<b>Total FTE and Expenditures by Fund</b>					
A0003		GU State General Fund		1.00	80,788
A2000		GU General Fees Fund		1.00	183,735
<b>Total FTE and Expenditures by Fund</b>				<b>2.00</b>	<b>264,523</b>

**W.S.U ANNUAL BUDGET**  
**101916 - Office of Disability Services**  
**For Fiscal Year 2022**

Account Code	Position Number	Name or Account Description	Months	2022 Adopted	
				Budget FTE	Amount
<b>USS SALARIES</b>					
<b>1000 USS Salaries-Permanent</b>					
1020		USS Salaries-OT		-	-
		<b>Total USS Salaries</b>		<b>-</b>	<b>-</b>
<b>Total USS Salaries by Fund</b>					
A0003		GU State General Fund		-	-
		<b>Total USS Salaries by Fund</b>		<b>-</b>	<b>-</b>
<b>UNCLASSIFIED SALARIES</b>					
<b>1100 Unclassified Salaries-Permanent (Including 1105 - Stipend)</b>					
993275		Sign Language Interprtr Suprvs Vacant		1.00	49,005
995126		Sign Language Interpreter Vacant		1.00	33,030
996501		Intake and Care Management Specialist Fitten, Autumn	12	1.00	33,010
997915		Director of Disability Services Medina Keiser, Isabel	12	1.00	70,000
998189		Staff Interpreter Adams, Kelly	12	1.00	44,346
998903		Administrative Assistant Forbes, Vicki	12	1.00	31,408
998922		Assistant Director Nicholson, Jennifer	12	1.00	44,000
1110		Uncl-Salaries-Seasonal and Temp			40,155
		<b>Total Unclassified Salaries</b>		<b>7.00</b>	<b>344,953</b>
<b>Total Unclassified Salaries by Fund</b>					
A0003		GU State General Fund		5.00	235,577
A2000		GU General Fees Fund		2.00	109,376
		<b>Total Unclassified Salaries by Fund</b>		<b>7.00</b>	<b>344,953</b>
<b>STUDENT ASSISTANTS AND BENEFITS</b>					
1200		Student Salaries-Regular			16,186
1210		Student Salaries-WS-WSU Match			6,667
1220		Student Sal-Workstudy Federal			19,794
1690		Shrinkage			(10,566)
1760		State Leave Pymt Assessment			2,563
1810		KPERS Retirement			-
1830		Regents Retirement			18,937
1850		TIAA Disability			3,052
1911		Medicare			4,934
1912		OASDI			21,088
1750		Dependent Health Insurance			3,705
1752		Healthy Kids Health Insurance			698



**W.S.U ANNUAL BUDGET**  
**101916 - Office of Disability Services**  
**For Fiscal Year 2022**

Account Code	Position Number	Name or Account Description	Months	2022 Adopted	
				Budget FTE	Amount
1950		Single Group Health Insurance			39,185
1970		Workers Compensation			1,199
1980		Unemployment Compensation			312
<b>Total Students and Fringe Benefits</b>					<b>127,754</b>
<b>Total Students and Fringe Benefits by Fund</b>					
A0003		GU State General Fund			84,611
A2000		GU General Fees Fund			23,141
R40041		Federal Work Study Program			20,002
<b>Total Students and Fringe Benefits</b>					<b>127,754</b>
<b>Total Salaries and Fringe Benefits</b>				<b>7.00</b>	<b>472,707</b>
<b>Total Salaries and Fringe Benefits by Fund</b>					
A0003		GU State General Fund		5.00	320,188
A2000		GU General Fees Fund		2.00	132,517
R40041		Federal Work Study Program		-	20,002
<b>Total Salaries and Fringe Benefits</b>				<b>7.00</b>	<b>472,707</b>
<b>OTHER OPERATING EXPENDITURES (OOE)</b>					
7C		Contractual Services			44,038
7F		Commodities			3,000
7H		Capital Outlay			12,700
<b>Total OOE</b>					<b>59,738</b>
<b>Total OOE by Fund</b>					
A2000		GU General Fees Fund			45,538
D10297		RU Office of Disability Services			14,200
<b>Total OOE by Fund</b>					<b>59,738</b>
<b>Total FTE and Expenditures</b>				<b>7.00</b>	<b>532,445</b>
<b>Total FTE and Expenditures by Fund</b>					
A0003		GU State General Fund		5.00	320,188
A2000		GU General Fees Fund		2.00	178,055
D10297		RU Office of Disability Services		-	14,200
R40041		Federal Work Study Program		-	20,002
<b>Total FTE and Expenditures by Fund</b>				<b>7.00</b>	<b>532,445</b>

**W.S.U ANNUAL BUDGET  
101917 - Student Involvement  
For Fiscal Year 2022**

Account Code	Position Number	Name or Account Description	Months	2022 Adopted	
				Budget FTE	Amount
<b>USS SALARIES</b>					
<b>1000 USS Salaries-Permanent</b>					
<b>Total USS Salaries</b>				-	-
<b>Total USS Salaries by Fund</b>					
<b>Total USS Salaries by Fund</b>				-	-
<b>UNCLASSIFIED SALARIES</b>					
<b>1100 Unclassified Salaries-Permanent (Including 1105 - Stipend)</b>					
993306		Coordinator of Marketing Archer, Kaley <i>This position is fully funded from restricted use sources.</i>	12	1.00	35,568
996231		Coordinator of Civic Engagement Belew, Loren <i>This position is fully funded from restricted use sources.</i>	12	1.00	38,000
996769		Coordinator of Fraternity and Sorority Life Somers, Rani <i>This position is fully funded from restricted use sources.</i>	12	1.00	38,570
996777		Coordinator of Student Activities Beggs, Randi <i>This position is fully funded from restricted use sources.</i>	12	1.00	38,570
997565		Assistant Director, Student Involvement Hill, Tia <i>This position is fully funded from restricted use sources.</i>	12	1.00	46,817
997683		Associate Director, Student Involvement Vacant <i>This position is fully funded from restricted use sources.</i>		1.00	22,938
997783		Coordinator of Leadership Development Rogers, Kennedy <i>This position is fully funded from restricted use sources.</i>	12	1.00	38,570
997806		Coordinator Student Activities Shinkle, Zackary <i>This position is fully funded from restricted use sources.</i>	12	1.00	38,570
997807		Office Manager, SI/Budget Manager, Student Affairs Zimmerman, Emily <i>This position is fully funded from restricted use sources.</i>	12	0.83	33,321
998540		Assistant Dean of Students Loosle, Nancy <i>This position is fully funded from restricted use sources.</i>	12	1.00	91,161
998586		Assistant Director, Student Involvement			

**W.S.U ANNUAL BUDGET**  
**101917 - Student Involvement**  
**For Fiscal Year 2022**

Account Code	Position Number	Name or Account Description	Months	2022 Adopted	
				Budget FTE	Amount
		Fonseca, Gabriel	12	0.60	27,405
		<i>This position is fully funded from restricted use sources.</i>			
	1140	Grad Assistants-Other			30,300
		<b>Total Unclassified Salaries</b>		<b>10.43</b>	<b>479,790</b>
		<b>Total Unclassified Salaries by Fund</b>			
	A2000	GU General Fees Fund		-	-
	D10306	RU Student Involvement		10.43	449,490
	D10713	RU SI Student Staff		-	30,300
	D10717	RU SI Student Leaders		-	-
	D10720	RU SI Events-Traditions		-	-
		<b>Total Unclassified Salaries by Fund</b>		<b>10.43</b>	<b>479,790</b>
<b>STUDENT ASSISTANTS AND BENEFITS</b>					
	1200	Student Salaries-Regular			25,500
	1690	Shrinkage			-
	1760	State Leave Pymt Assessment			3,339
	1830	Regents Retirement			36,263
	1850	TIAA Disability			4,500
	1911	Medicare			6,383
	1912	OASDI			27,278
	1750	Dependent Health Insurance			3,087
	1950	Single Group Health Insurance			58,254
	1970	Workers Compensation			1,562
	1980	Unemployment Compensation			403
		<b>Total Students and Fringe Benefits</b>			<b>166,569</b>
		<b>Total Students and Fringe Benefits by Fund</b>			
	A2000	GU General Fees Fund			-
	D10306	RU Student Involvement			140,481
	D10713	RU SI Student Staff			26,088
	D10716	RU SI Marketing & Outreach			-
	D10717	RU SI Student Leaders			-
	D10720	RU SI Events-Traditions			-
		<b>Total Students and Fringe Benefits</b>			<b>166,569</b>
		<b>Total Salaries and Fringe Benefits</b>		<b>10.43</b>	<b>646,359</b>
		<b>Total Salaries and Fringe Benefits by Fund</b>			
	A2000	GU General Fees Fund			-
	D10306	RU Student Involvement		10.43	589,971
	D10713	RU SI Student Staff			56,388
	D10716	RU SI Marketing & Outreach			-
	D10717	RU SI Student Leaders			-
	D10720	RU SI Events-Traditions			-
		<b>Total Salaries and Fringe Benefits</b>		<b>10.43</b>	<b>646,359</b>
<b>OTHER OPERATING EXPENDITURES (OOE)</b>					
	7C	Contractual Services			197,755
	7F	Commodities			114,620
	7H	Capital Outlay			2,500
	7L	Grants Claims & Shared Revenue			47,400
		<b>Total OOE</b>			<b>362,275</b>
		<b>Total OOE by Fund</b>			
	D10712	RU SI Administrative			22,990
	D10713	RU SI Student Staff			23,000

**W.S.U ANNUAL BUDGET**  
**101917 - Student Involvement**  
**For Fiscal Year 2022**

Account Code	Position Number	Name or Account Description	Months	2022 Adopted	
				Budget FTE	Amount
D10714	RU	SI Professional Dev & Training			19,900
D10715	RU	SI Retreats and Training			18,800
D10716	RU	SI Marketing & Outreach			36,835
D10717	RU	SI Student Leaders			30,250
D10718	RU	SI Awards			1,000
D10719	RU	SI Competitions			7,700
D10720	RU	SI Events-Traditions			38,665
D10721	SI	Events - Annual			84,275
D10722	RU	SI Events - Educational			29,450
D10723	RU	SI Events - Cultural			7,160
D10724	RU	SI Events - Connectedness			42,250
D10725	RU	SI General 1			-
D10726	RU	SI General 2			-
D10727	RU	SI General 3			-
D10728	RU	SI General 4			-
D10730	SI	General 6			-
<b>Total OOE by Fund</b>					<b>362,275</b>
<b>Total FTE and Expenditures</b>				<b>10.43</b>	<b>1,008,634</b>
<b>Total FTE and Expenditures by Fund</b>					
A2000	GU	General Fees Fund		-	-
D10306	RU	Student Involvement		10.43	589,971
D10712	RU	SI Administrative		-	22,990
D10713	RU	SI Student Staff		-	79,388
D10714	RU	SI Professional Dev & Training		-	19,900
D10715	RU	SI Retreats and Training		-	18,800
D10716	RU	SI Marketing & Outreach		-	36,835
D10717	RU	SI Student Leaders		-	30,250
D10718	RU	SI Awards		-	1,000
D10719	RU	SI Competitions		-	7,700
D10720	RU	SI Events-Traditions		-	38,665
D10721	SI	Events - Annual		-	84,275
D10722	RU	SI Events - Educational		-	29,450
D10723	RU	SI Events - Cultural		-	7,160
D10724	RU	SI Events - Connectedness		-	42,250
D10725	RU	SI General 1		-	-
D10726	RU	SI General 2		-	-
D10727	RU	SI General 3		-	-
D10728	RU	SI General 4		-	-
D10730	SI	General 6		-	-
<b>Total FTE and Expenditures by Fund</b>				<b>10.43</b>	<b>1,008,634</b>

**W.S.U ANNUAL BUDGET**  
**101918 - International Education**  
**For Fiscal Year 2022**

Account Code	Position Number	Name or Account Description	Months	2022 Adopted	
				Budget FTE	Amount
<b>USS SALARIES</b>					
<b>1000 USS Salaries-Permanent</b>					
	999843	Senior Admin Assistant Reid, Robin	12	1.00	30,659
<b>Total USS Salaries</b>				<b>1.00</b>	<b>30,659</b>
<b>Total USS Salaries by Fund</b>					
	A0003	GU State General Fund		1.00	30,659
<b>Total USS Salaries by Fund</b>				<b>1.00</b>	<b>30,659</b>
<b>UNCLASSIFIED SALARIES</b>					
<b>1100 Unclassified Salaries-Permanent (Including 1105 - Stipend)</b>					
	994094	International Student Advisor Henderson, Carrie	12	1.00	42,682
	996285	International Admissions Evaluator Mitchel, Amy	12	1.00	33,862
	996455	International Student Advisor Reed, Alyssa	12	1.00	34,528
	996706	International Admissions Evaluator Ammerman, Jennifer	12	1.00	33,862
	996820	Digital Media Specialist Roberts, Jessa	12	1.00	34,528
	997188	International Student Advisor Tuttle, Rebeca	12	1.00	38,896
	997427	Assistant Director, Processing and Internal Operations Baldwin, Tonya	12	1.00	45,184
	997701	International Admissions Advisor Eastes, Samuel	12	1.00	34,528
	997734	Associate Director for Study Abroad and Exchange Programs Burger, Ann	12	1.00	52,540
	997951	Associate Director, International Student Services and SEVIS Coordinator Christensson, Julie	12	0.85	51,805
	998230	Associate Director for International Student Recruitment Tai, Hiu Fai	12	1.00	69,111
	998547	Executive Director of the Office of International Education Altum, Vince	12	1.00	98,836
	998554	International Student Advisor Kristianti, Aourolia	12	1.00	34,008

**W.S.U ANNUAL BUDGET**  
**101918 - International Education**  
**For Fiscal Year 2022**

Account Code	Position Number	Name or Account Description	Months	2022 Adopted		
				Budget FTE	Amount	
		<i>This position is fully funded from restricted use sources.</i>				
	998764	Associate Director of International Admissions Barger, Michelle	12	1.00	74,606	
	998818	Enrollment Management Assistant Clouse, Kayla	12	1.00	29,619	
	998857	International Admissions Officer Reed, Terri	12	1.00	33,883	
	998860	Enrollment Management Assistant Angbo, Michelle	12	1.00	29,619	
	999370	International Recruitment and Operations Analyst Zhang, Jingdi	12	1.00	37,633	
	999438	Enrollment Management Assistant Dixon, Garry	12	1.00	29,619	
	1160	Unclass Sal-OT/Comp/AHR			400	
	1140	Grad Assistants-Other			-	
		<b>Total Unclassified Salaries</b>		<b>18.85</b>	<b>839,750</b>	
		<b>Total Unclassified Salaries by Fund</b>				
	A0003	GU State General Fund		15.85	688,455	
	A2000	GU General Fees Fund		2.00	117,288	
	D10011	RU International Education		-	-	
	D10800	RU International Student Service		1.00	34,008	
		<b>Total Unclassified Salaries by Fund</b>		<b>18.85</b>	<b>839,750</b>	
<b>STUDENT ASSISTANTS AND BENEFITS</b>						
	1200	Student Salaries-Regular			30,010	
	1690	Shrinkage			(26,741)	
	1760	State Leave Pymt Assessment			5,953	
	1810	KPERS Retirement			9,801	
	1830	Regents Retirement			68,080	
	1850	TIAA Disability			8,716	
	1911	Medicare			12,292	
	1912	OASDI			52,522	
	1750	Dependent Health Insurance			25,935	
	1752	Healthy Kids Health Insurance			-	
	1950	Single Group Health Insurance			125,392	
	1970	Workers Compensation			2,787	
	1980	Unemployment Compensation			713	
		<b>Total Students and Fringe Benefits</b>			<b>315,460</b>	
		<b>Total Students and Fringe Benefits by Fund</b>				
	A0003	GU State General Fund			268,903	
	A2000	GU General Fees Fund			40,363	
	D10011	RU International Education			-	
	D10800	RU International Student Service			6,193	
		<b>Total Students and Fringe Benefits</b>			<b>315,460</b>	
		<b>Total Salaries and Fringe Benefits</b>		<b>19.85</b>	<b>1,185,869</b>	
		<b>Total Salaries and Fringe Benefits by Fund</b>				

**W.S.U ANNUAL BUDGET**  
**101918 - International Education**  
**For Fiscal Year 2022**

Account Code	Position Number	Name or Account Description	Months	2022 Adopted	
				Budget FTE	Amount
A0003		GU State General Fund		16.85	988,017
A2000		GU General Fees Fund		2.00	157,651
D10011		RU International Education		-	-
D10800		RU International Student Service		1.00	40,201
<b>Total Salaries and Fringe Benefits</b>				<b>19.85</b>	<b>1,185,869</b>
<b>OTHER OPERATING EXPENDITURES (OOE)</b>					
		7C Contractual Services			143,471
		7F Commodities			18,099
		7H Capital Outlay			3,000
		7L Grants Claims & Shared Revenue			2,000
<b>Total OOE</b>					<b>166,570</b>
<b>Total OOE by Fund</b>					
	A2000	GU General Fees Fund			89,671
	D10011	RU International Education			59,100
	D10800	RU International Student Service			17,799
<b>Total OOE by Fund</b>					<b>166,570</b>
<b>Total FTE and Expenditures</b>				<b>19.85</b>	<b>1,352,439</b>
<b>Total FTE and Expenditures by Fund</b>					
	A0003	GU State General Fund		16.85	988,017
	A2000	GU General Fees Fund		2.00	247,322
	D10011	RU International Education		-	59,100
	D10800	RU International Student Service		1.00	58,000
<b>Total FTE and Expenditures by Fund</b>				<b>19.85</b>	<b>1,352,439</b>

**W.S.U ANNUAL BUDGET**  
**101923 - International Exchanges**  
**For Fiscal Year 2022**

Account Code	Position Number	Name or Account Description	Months	2022 Adopted	
				Budget FTE	Amount
<b>USS SALARIES</b>					
<b>1000 USS Salaries-Permanent</b>					
<b>Total USS Salaries</b>				-	-
<b>Total USS Salaries by Fund</b>					
<b>Total USS Salaries by Fund</b>				-	-
<b>UNCLASSIFIED SALARIES</b>					
<b>1100 Unclassified Salaries-Permanent (Including 1105 - Stipend)</b>					
<b>Total Unclassified Salaries</b>				-	-
<b>Total Unclassified Salaries by Fund</b>					
<b>Total Unclassified Salaries by Fund</b>				-	-
<b>STUDENT ASSISTANTS AND BENEFITS</b>					
<b>Total Students and Fringe Benefits</b>				-	-
<b>Total Students and Fringe Benefits by Fund</b>					
<b>Total Students and Fringe Benefits</b>				-	-
<b>Total Salaries and Fringe Benefits</b>				-	-
<b>Total Salaries and Fringe Benefits by Fund</b>					
<b>Total Salaries and Fringe Benefits</b>				-	-
<b>OTHER OPERATING EXPENDITURES (OOE)</b>					
7C Contractual Services				29,500	
7F Commodities				500	
<b>Total OOE</b>				<b>30,000</b>	
<b>Total OOE by Fund</b>					
D10012 RU International Exchanges				30,000	
<b>Total OOE by Fund</b>				<b>30,000</b>	
<b>Total FTE and Expenditures</b>				-	<b>30,000</b>
<b>Total FTE and Expenditures by Fund</b>					
D10012 RU International Exchanges				-	30,000
<b>Total FTE and Expenditures by Fund</b>				-	<b>30,000</b>



**W.S.U ANNUAL BUDGET  
101925 - Shift Space Gallery  
For Fiscal Year 2022**

Account Code	Position Number	Name or Account Description	Months	2022 Adopted	
				Budget FTE	Amount
<b>USS SALARIES</b>					
<b>1000 USS Salaries-Permanent</b>					
<b>Total USS Salaries</b>				-	-
<b>Total USS Salaries by Fund</b>					
<b>Total USS Salaries by Fund</b>				-	-
<b>UNCLASSIFIED SALARIES</b>					
<b>1100 Unclassified Salaries-Permanent (Including 1105 - Stipend)</b>					
996015		Gallery Manager Beal, Kristin	12	0.50	29,286
<i>This position is fully funded from restricted use sources.</i>					
<b>Total Unclassified Salaries</b>				<b>0.50</b>	<b>29,286</b>
<b>Total Unclassified Salaries by Fund</b>					
D10340		RU Shift Space Gallery		0.50	29,286
<b>Total Unclassified Salaries by Fund</b>				<b>0.50</b>	<b>29,286</b>
<b>STUDENT ASSISTANTS AND BENEFITS</b>					
1200		Student Salaries-Regular			4,000
1210		Student Salaries-WS-WSU Match			967
1220		Student Sal-Workstudy Federal			2,869
1760		State Leave Pymt Assessment			246
1830		Regents Retirement			2,490
1850		TIAA Disability			293
1911		Medicare			383
1912		OASDI			1,635
1750		Dependent Health Insurance			3,705
1950		Single Group Health Insurance			7,837
1970		Workers Compensation			117
1980		Unemployment Compensation			29
<b>Total Students and Fringe Benefits</b>					<b>24,571</b>
<b>Total Students and Fringe Benefits by Fund</b>					
D10340		RU Shift Space Gallery			21,671
R40041		Federal Work Study Program			2,900
<b>Total Students and Fringe Benefits</b>					<b>24,571</b>
<b>Total Salaries and Fringe Benefits</b>				<b>0.50</b>	<b>53,857</b>
<b>Total Salaries and Fringe Benefits by Fund</b>					
D10340		RU Shift Space Gallery		0.50	50,957
R40041		Federal Work Study Program		-	2,900
<b>Total Salaries and Fringe Benefits</b>				<b>0.50</b>	<b>53,857</b>
<b>OTHER OPERATING EXPENDITURES (OOE)</b>					
7C		Contractual Services			15,123
7F		Commodities			1,365
<b>Total OOE</b>					<b>16,488</b>
<b>Total OOE by Fund</b>					
D10340		RU Shift Space Gallery			16,488
<b>Total OOE by Fund</b>					<b>16,488</b>

**W.S.U ANNUAL BUDGET  
101925 - Shift Space Gallery  
For Fiscal Year 2022**

Account Code	Position Number	Name or Account Description	Months	2022 Adopted	
				Budget FTE	Amount
<b>Total FTE and Expenditures</b>				<b>0.50</b>	<b>70,345</b>
<b>Total FTE and Expenditures by Fund</b>					
D10340	RU	Shift Space Gallery		0.50	67,445
R40041		Federal Work Study Program		-	2,900
<b>Total FTE and Expenditures by Fund</b>				<b>0.50</b>	<b>70,345</b>

**W.S.U ANNUAL BUDGET**  
**101928 - EOF-Graduate Student Scholarships**  
**For Fiscal Year 2022**

Account Code	Position Number	Name or Account Description	Months	2022 Adopted	
				Budget FTE	Amount
<b>USS SALARIES</b>					
<b>1000 USS Salaries-Permanent</b>					
<b>Total USS Salaries</b>				-	-
<b>Total USS Salaries by Fund</b>					
<b>Total USS Salaries by Fund</b>				-	-
<b>UNCLASSIFIED SALARIES</b>					
<b>1100 Unclassified Salaries-Permanent (Including 1105 - Stipend)</b>					
<b>Total Unclassified Salaries</b>				-	-
<b>Total Unclassified Salaries by Fund</b>					
<b>Total Unclassified Salaries by Fund</b>				-	-
<b>STUDENT ASSISTANTS AND BENEFITS</b>					
<b>Total Students and Fringe Benefits</b>				-	-
<b>Total Students and Fringe Benefits by Fund</b>					
<b>Total Students and Fringe Benefits</b>				-	-
<b>Total Salaries and Fringe Benefits</b>				-	-
<b>Total Salaries and Fringe Benefits by Fund</b>					
<b>Total Salaries and Fringe Benefits</b>				-	-
<b>OTHER OPERATING EXPENDITURES (OOE)</b>					
7C		Contractual Services			10,000
7L		Grants Claims & Shared Revenue			9,000
<b>Total OOE</b>					<b>19,000</b>
<b>Total OOE by Fund</b>					
D10104	RU	EOF-Grad Student Scholarships			19,000
<b>Total OOE by Fund</b>					<b>19,000</b>
<b>Total FTE and Expenditures</b>				-	<b>19,000</b>
<b>Total FTE and Expenditures by Fund</b>					
D10104	RU	EOF-Grad Student Scholarships		-	19,000
<b>Total FTE and Expenditures by Fund</b>				-	<b>19,000</b>

**W.S.U ANNUAL BUDGET**  
**101929 - EOF - HALA Scholarship Award**  
**For Fiscal Year 2022**

Account Code	Position Number	Name or Account Description	Months	2022 Adopted	
				Budget FTE	Amount
<b>USS SALARIES</b>					
<b>1000 USS Salaries-Permanent</b>					
<b>Total USS Salaries</b>				-	-
<b>Total USS Salaries by Fund</b>					
<b>Total USS Salaries by Fund</b>				-	-
<b>UNCLASSIFIED SALARIES</b>					
<b>1100 Unclassified Salaries-Permanent (Including 1105 - Stipend)</b>					
<b>Total Unclassified Salaries</b>				-	-
<b>Total Unclassified Salaries by Fund</b>					
<b>Total Unclassified Salaries by Fund</b>				-	-
<b>STUDENT ASSISTANTS AND BENEFITS</b>					
<b>Total Students and Fringe Benefits</b>				-	-
<b>Total Students and Fringe Benefits by Fund</b>					
<b>Total Students and Fringe Benefits</b>				-	-
<b>Total Salaries and Fringe Benefits</b>				-	-
<b>Total Salaries and Fringe Benefits by Fund</b>					
<b>Total Salaries and Fringe Benefits</b>				-	-
<b>OTHER OPERATING EXPENDITURES (OOE)</b>					
7L Grants Claims & Shared Revenue				15,000	
<b>Total OOE</b>				<b>15,000</b>	
<b>Total OOE by Fund</b>					
D10298	RU	EOF-HALA Scholarship Award		15,000	
<b>Total OOE by Fund</b>				<b>15,000</b>	
<b>Total FTE and Expenditures</b>				-	<b>15,000</b>
<b>Total FTE and Expenditures by Fund</b>					
D10298	RU	EOF-HALA Scholarship Award		-	15,000
<b>Total FTE and Expenditures by Fund</b>				-	<b>15,000</b>

**W.S.U ANNUAL BUDGET**  
**101931 - Office of Diversity and Inclusion**  
**For Fiscal Year 2022**

Account Code	Position Number	Name or Account Description	Months	2022 Adopted	
				Budget FTE	Amount
<b>USS SALARIES</b>					
<b>1000 USS Salaries-Permanent</b>					
<b>Total USS Salaries</b>				-	-
<b>Total USS Salaries by Fund</b>					
<b>Total USS Salaries by Fund</b>				-	-
<b>UNCLASSIFIED SALARIES</b>					
<b>1100 Unclassified Salaries-Permanent (Including 1105 - Stipend)</b>					
995413		Retention Coordinator Madi, Heba <i>This position is fully funded from restricted use sources.</i>	12	1.00	38,002
996948		Retention Coordinator Cano, Nayeli	12	1.00	38,002
997203		Communications and Marketing Specialist Nguyen, Quang	12	1.00	42,000
997923		Director of Office of Diversity and Inclusion/Assistant Dean of Students Sanchez, Alicia	12	1.00	88,598
998921		Coordinator of Student Diversity Programs Minjarez-Monarez, Armando <i>This position is fully funded from restricted use sources.</i>	12	1.00	38,002
998977		Assistant Director Johnson, Danielle	12	1.00	45,011
1160		Unclass Sal-OT/Comp/AHR			-
<b>Total Unclassified Salaries</b>				<b>6.00</b>	<b>289,614</b>
<b>Total Unclassified Salaries by Fund</b>					
A0003		GU State General Fund		1.00	42,000
A2000		GU General Fees Fund		3.00	171,611
D10310		RU Diversity and Inclusion		-	-
D11256		RU Shocker Adelante		1.00	38,002
D11371		RU Student Fee Allocations		1.00	38,002
<b>Total Unclassified Salaries by Fund</b>				<b>6.00</b>	<b>289,614</b>
<b>STUDENT ASSISTANTS AND BENEFITS</b>					
1200		Student Salaries-Regular			8,000
1210		Student Salaries-WS-WSU Match			3,500
1220		Student Sal-Workstudy Federal			8,906
1690		Shrinkage			(6,200)
1760		State Leave Pymt Assessment			2,049
1830		Regents Retirement			24,621
1850		TIAA Disability			2,900
1911		Medicare			4,175
1912		OASDI			17,847

**W.S.U ANNUAL BUDGET**  
**101931 - Office of Diversity and Inclusion**  
**For Fiscal Year 2022**

Account Code	Position Number	Name or Account Description	Months	2022 Adopted	
				Budget FTE	Amount
1950		Single Group Health Insurance			23,511
1970		Workers Compensation			961
1980		Unemployment Compensation			252
<b>Total Students and Fringe Benefits</b>					<b>90,522</b>
<b>Total Students and Fringe Benefits by Fund</b>					
A0003		GU State General Fund			14,125
A2000		GU General Fees Fund			37,960
D10310		RU Diversity and Inclusion			-
D11256		RU Shocker Adelante			14,734
D11371		RU Student Fee Allocations			14,701
R40041		Federal Work Study Program			9,001
<b>Total Students and Fringe Benefits</b>					<b>90,522</b>
<b>Total Salaries and Fringe Benefits</b>				<b>6.00</b>	<b>380,136</b>
<b>Total Salaries and Fringe Benefits by Fund</b>					
A0003		GU State General Fund		1.00	56,125
A2000		GU General Fees Fund		3.00	209,571
D10310		RU Diversity and Inclusion		-	-
D11256		RU Shocker Adelante		1.00	52,736
D11371		RU Student Fee Allocations		1.00	52,703
R40041		Federal Work Study Program		-	9,001
<b>Total Salaries and Fringe Benefits</b>				<b>6.00</b>	<b>380,136</b>
<b>OTHER OPERATING EXPENDITURES (OOE)</b>					
7C		Contractual Services			68,155
7F		Commodities			10,750
7H		Capital Outlay			1,000
<b>Total OOE</b>					<b>79,905</b>
<b>Total OOE by Fund</b>					
A2000		GU General Fees Fund			47,432
D10310		RU Diversity and Inclusion			32,473
<b>Total OOE by Fund</b>					<b>79,905</b>
<b>Total FTE and Expenditures</b>				<b>6.00</b>	<b>460,041</b>
<b>Total FTE and Expenditures by Fund</b>					
A0003		GU State General Fund		1.00	56,125
A2000		GU General Fees Fund		3.00	257,003
D10310		RU Diversity and Inclusion		-	32,473
D11256		RU Shocker Adelante		1.00	52,736
D11371		RU Student Fee Allocations		1.00	52,703
R40041		Federal Work Study Program		-	9,001
<b>Total FTE and Expenditures by Fund</b>				<b>6.00</b>	<b>460,041</b>

**W.S.U ANNUAL BUDGET**  
**101933 - EOF - Student Support Services**  
**For Fiscal Year 2022**

Account Code	Position Number	Name or Account Description	Months	2022 Adopted	
				Budget FTE	Amount
<b>USS SALARIES</b>					
<b>1000 USS Salaries-Permanent</b>					
<b>Total USS Salaries</b>				-	-
<b>Total USS Salaries by Fund</b>					
<b>Total USS Salaries by Fund</b>				-	-
<b>UNCLASSIFIED SALARIES</b>					
<b>1100 Unclassified Salaries-Permanent (Including 1105 - Stipend)</b>					
<b>Total Unclassified Salaries</b>				-	-
<b>Total Unclassified Salaries by Fund</b>					
<b>Total Unclassified Salaries by Fund</b>				-	-
<b>STUDENT ASSISTANTS AND BENEFITS</b>					
<b>Total Students and Fringe Benefits</b>				-	-
<b>Total Students and Fringe Benefits by Fund</b>					
<b>Total Students and Fringe Benefits</b>				-	-
<b>Total Salaries and Fringe Benefits</b>				-	-
<b>Total Salaries and Fringe Benefits by Fund</b>					
<b>Total Salaries and Fringe Benefits</b>				-	-
<b>OTHER OPERATING EXPENDITURES (OOE)</b>					
7F Commodities				2,000	
7L Grants Claims & Shared Revenue				2,500	
<b>Total OOE</b>				<b>4,500</b>	
<b>Total OOE by Fund</b>					
D10299 RU EOF-Student Support Services				4,500	
<b>Total OOE by Fund</b>				<b>4,500</b>	
<b>Total FTE and Expenditures</b>				-	<b>4,500</b>
<b>Total FTE and Expenditures by Fund</b>					
D10299 RU EOF-Student Support Services				-	4,500
<b>Total FTE and Expenditures by Fund</b>				-	<b>4,500</b>

**W.S.U ANNUAL BUDGET**  
**101938 - EOF-Multicultural Student Mentoring**  
**For Fiscal Year 2022**

Account Code	Position Number	Name or Account Description	Months	2022 Adopted	
				Budget FTE	Amount
<b>USS SALARIES</b>					
<b>1000 USS Salaries-Permanent</b>					
<b>Total USS Salaries</b>				-	-
<b>Total USS Salaries by Fund</b>					
<b>Total USS Salaries by Fund</b>				-	-
<b>UNCLASSIFIED SALARIES</b>					
<b>1100 Unclassified Salaries-Permanent (Including 1105 - Stipend)</b>					
<b>Total Unclassified Salaries</b>				-	-
<b>Total Unclassified Salaries by Fund</b>					
<b>Total Unclassified Salaries by Fund</b>				-	-
<b>STUDENT ASSISTANTS AND BENEFITS</b>					
1200		Student Salaries-Regular			28,188
1210		Student Salaries-WS-WSU Match			1,500
1220		Student Sal-Workstudy Federal			4,452
1760		State Leave Pymt Assessment			226
1970		Workers Compensation			106
1980		Unemployment Compensation			28
<b>Total Students and Fringe Benefits</b>				-	<b>34,500</b>
<b>Total Students and Fringe Benefits by Fund</b>					
D10311		RU EOF-Multicultural Stu Mentoring			30,000
R40041		Federal Work Study Program			4,500
<b>Total Students and Fringe Benefits</b>				-	<b>34,500</b>
<b>Total Salaries and Fringe Benefits</b>				-	<b>34,500</b>
<b>Total Salaries and Fringe Benefits by Fund</b>					
D10311		RU EOF-Multicultural Stu Mentoring		-	30,000
R40041		Federal Work Study Program		-	4,500
<b>Total Salaries and Fringe Benefits</b>				-	<b>34,500</b>
<b>OTHER OPERATING EXPENDITURES (OOE)</b>					
<b>Total OOE</b>				-	-
<b>Total OOE by Fund</b>					
<b>Total OOE by Fund</b>				-	-
<b>Total FTE and Expenditures</b>				-	<b>34,500</b>
<b>Total FTE and Expenditures by Fund</b>					
D10311		RU EOF-Multicultural Stu Mentoring		-	30,000
R40041		Federal Work Study Program		-	4,500
<b>Total FTE and Expenditures by Fund</b>				-	<b>34,500</b>



**W.S.U ANNUAL BUDGET**  
**101939 - EOF - Cultural Ambassador Program**  
**For Fiscal Year 2022**

Account Code	Position Number	Name or Account Description	Months	2022 Adopted	
				Budget FTE	Amount
<b>USS SALARIES</b>					
<b>1000 USS Salaries-Permanent</b>					
<b>Total USS Salaries</b>				-	-
<b>Total USS Salaries by Fund</b>					
<b>Total USS Salaries by Fund</b>				-	-
<b>UNCLASSIFIED SALARIES</b>					
<b>1100 Unclassified Salaries-Permanent (Including 1105 - Stipend)</b>					
<b>Total Unclassified Salaries</b>				-	-
<b>Total Unclassified Salaries by Fund</b>					
<b>Total Unclassified Salaries by Fund</b>				-	-
<b>STUDENT ASSISTANTS AND BENEFITS</b>					
<b>Total Students and Fringe Benefits</b>				-	-
<b>Total Students and Fringe Benefits by Fund</b>					
<b>Total Students and Fringe Benefits</b>				-	-
<b>Total Salaries and Fringe Benefits</b>				-	-
<b>Total Salaries and Fringe Benefits by Fund</b>					
<b>Total Salaries and Fringe Benefits</b>				-	-
<b>OTHER OPERATING EXPENDITURES (OOE)</b>					
7L Grants Claims & Shared Revenue				10,000	
<b>Total OOE</b>				<b>10,000</b>	
<b>Total OOE by Fund</b>					
D10015 RU EOF-Cultural Ambassador Program				10,000	
<b>Total OOE by Fund</b>				<b>10,000</b>	
<b>Total FTE and Expenditures</b>				-	<b>10,000</b>
<b>Total FTE and Expenditures by Fund</b>					
D10015 RU EOF-Cultural Ambassador Program				-	10,000
<b>Total FTE and Expenditures by Fund</b>				-	<b>10,000</b>

**W.S.U ANNUAL BUDGET**  
**101946 - EOF - Disability Support Services**  
**For Fiscal Year 2022**

Account Code	Position Number	Name or Account Description	Months	2022 Adopted	
				Budget FTE	Amount
<b>USS SALARIES</b>					
<b>1000 USS Salaries-Permanent</b>					
<b>Total USS Salaries</b>				-	-
<b>Total USS Salaries by Fund</b>					
<b>Total USS Salaries by Fund</b>				-	-
<b>UNCLASSIFIED SALARIES</b>					
<b>1100 Unclassified Salaries-Permanent (Including 1105 - Stipend)</b>					
<b>Total Unclassified Salaries</b>				-	-
<b>Total Unclassified Salaries by Fund</b>					
<b>Total Unclassified Salaries by Fund</b>				-	-
<b>STUDENT ASSISTANTS AND BENEFITS</b>					
1200		Student Salaries-Regular			2,000
1760		State Leave Pymt Assessment			14
1970		Workers Compensation			7
1980		Unemployment Compensation			2
<b>Total Students and Fringe Benefits</b>				-	<b>2,023</b>
<b>Total Students and Fringe Benefits by Fund</b>					
D10300		RU EOF-Disability Support Services			2,023
<b>Total Students and Fringe Benefits</b>				-	<b>2,023</b>
<b>Total Salaries and Fringe Benefits</b>				-	<b>2,023</b>
<b>Total Salaries and Fringe Benefits by Fund</b>					
D10300		RU EOF-Disability Support Services			2,023
<b>Total Salaries and Fringe Benefits</b>				-	<b>2,023</b>
<b>OTHER OPERATING EXPENDITURES (OOE)</b>					
7H		Capital Outlay			1,477
7L		Grants Claims & Shared Revenue			4,500
<b>Total OOE</b>				-	<b>5,977</b>
<b>Total OOE by Fund</b>					
D10300		RU EOF-Disability Support Services			5,977
<b>Total OOE by Fund</b>				-	<b>5,977</b>
<b>Total FTE and Expenditures</b>				-	<b>8,000</b>
<b>Total FTE and Expenditures by Fund</b>					
D10300		RU EOF-Disability Support Services			8,000
<b>Total FTE and Expenditures by Fund</b>				-	<b>8,000</b>

**W.S.U ANNUAL BUDGET**  
**101641 - EOF - WSU Student of the Year**  
**For Fiscal Year 2022**

Account Code	Position Number	Name or Account Description	Months	2022 Adopted	
				Budget FTE	Amount
<b>USS SALARIES</b>					
<b>1000 USS Salaries-Permanent</b>					
<b>Total USS Salaries</b>				-	-
<b>Total USS Salaries by Fund</b>					
<b>Total USS Salaries by Fund</b>				-	-
<b>UNCLASSIFIED SALARIES</b>					
<b>1100 Unclassified Salaries-Permanent (Including 1105 - Stipend)</b>					
<b>Total Unclassified Salaries</b>				-	-
<b>Total Unclassified Salaries by Fund</b>					
<b>Total Unclassified Salaries by Fund</b>				-	-
<b>STUDENT ASSISTANTS AND BENEFITS</b>					
<b>Total Students and Fringe Benefits</b>				-	-
<b>Total Students and Fringe Benefits by Fund</b>					
<b>Total Students and Fringe Benefits</b>				-	-
<b>Total Salaries and Fringe Benefits</b>				-	-
<b>Total Salaries and Fringe Benefits by Fund</b>					
<b>Total Salaries and Fringe Benefits</b>				-	-
<b>OTHER OPERATING EXPENDITURES (OOE)</b>					
7L Grants Claims & Shared Revenue				8,430	
<b>Total OOE</b>				<b>8,430</b>	
<b>Total OOE by Fund</b>					
D11597 RU WSU Student of the Year				8,430	
<b>Total OOE by Fund</b>				<b>8,430</b>	
<b>Total FTE and Expenditures</b>				-	<b>8,430</b>
<b>Total FTE and Expenditures by Fund</b>					
D11597 RU WSU Student of the Year				-	8,430
<b>Total FTE and Expenditures by Fund</b>				-	<b>8,430</b>

**W.S.U ANNUAL BUDGET**  
**101950 - Baja Team (SAE) - Engineering**  
**For Fiscal Year 2022**

Account Code	Position Number	Name or Account Description	Months	2022 Adopted	
				Budget FTE	Amount
<b>USS SALARIES</b>					
<b>1000 USS Salaries-Permanent</b>					
<b>Total USS Salaries</b>				-	-
<b>Total USS Salaries by Fund</b>					
<b>Total USS Salaries by Fund</b>				-	-
<b>UNCLASSIFIED SALARIES</b>					
<b>1100 Unclassified Salaries-Permanent (Including 1105 - Stipend)</b>					
<b>Total Unclassified Salaries</b>				-	-
<b>Total Unclassified Salaries by Fund</b>					
<b>Total Unclassified Salaries by Fund</b>				-	-
<b>STUDENT ASSISTANTS AND BENEFITS</b>					
<b>Total Students and Fringe Benefits</b>				-	-
<b>Total Students and Fringe Benefits by Fund</b>					
<b>Total Students and Fringe Benefits</b>				-	-
<b>Total Salaries and Fringe Benefits</b>				-	-
<b>Total Salaries and Fringe Benefits by Fund</b>					
<b>Total Salaries and Fringe Benefits</b>				-	-
<b>OTHER OPERATING EXPENDITURES (OOE)</b>					
7C		Contractual Services			10,152
7F		Commodities			5,808
7H		Capital Outlay			250
<b>Total OOE</b>				-	<b>16,210</b>
<b>Total OOE by Fund</b>					
D10875		RU Baja Team (SAE) - Engineering			16,210
<b>Total OOE by Fund</b>				-	<b>16,210</b>
<b>Total FTE and Expenditures</b>				-	<b>16,210</b>
<b>Total FTE and Expenditures by Fund</b>					
D10875		RU Baja Team (SAE) - Engineering			16,210
<b>Total FTE and Expenditures by Fund</b>				-	<b>16,210</b>

**W.S.U ANNUAL BUDGET**  
**101951 - Formula Team - Engineering**  
**For Fiscal Year 2022**

Account Code	Position Number	Name or Account Description	Months	2022 Adopted	
				Budget FTE	Amount
<b>USS SALARIES</b>					
<b>1000 USS Salaries-Permanent</b>					
<b>Total USS Salaries</b>				-	-
<b>Total USS Salaries by Fund</b>					
<b>Total USS Salaries by Fund</b>				-	-
<b>UNCLASSIFIED SALARIES</b>					
<b>1100 Unclassified Salaries-Permanent (Including 1105 - Stipend)</b>					
<b>Total Unclassified Salaries</b>				-	-
<b>Total Unclassified Salaries by Fund</b>					
<b>Total Unclassified Salaries by Fund</b>				-	-
<b>STUDENT ASSISTANTS AND BENEFITS</b>					
<b>Total Students and Fringe Benefits</b>				-	-
<b>Total Students and Fringe Benefits by Fund</b>					
<b>Total Students and Fringe Benefits</b>				-	-
<b>Total Salaries and Fringe Benefits</b>				-	-
<b>Total Salaries and Fringe Benefits by Fund</b>					
<b>Total Salaries and Fringe Benefits</b>				-	-
<b>OTHER OPERATING EXPENDITURES (OOE)</b>					
7C		Contractual Services			11,499
7F		Commodities			34,412
7H		Capital Outlay			15,000
<b>Total OOE</b>				-	<b>60,911</b>
<b>Total OOE by Fund</b>					
D10876		RU Formula Team-Engineering			60,911
<b>Total OOE by Fund</b>				-	<b>60,911</b>
<b>Total FTE and Expenditures</b>				-	<b>60,911</b>
<b>Total FTE and Expenditures by Fund</b>					
D10876		RU Formula Team-Engineering			60,911
<b>Total FTE and Expenditures by Fund</b>				-	<b>60,911</b>

**W.S.U ANNUAL BUDGET**  
**101953 - Student Government Association**  
**For Fiscal Year 2022**

Account Code	Position Number	Name or Account Description	Months	2022 Adopted	
				Budget FTE	Amount
<b>USS SALARIES</b>					
<b>1000 USS Salaries-Permanent</b>					
<b>Total USS Salaries</b>				-	-
<b>Total USS Salaries by Fund</b>					
<b>Total USS Salaries by Fund</b>				-	-
<b>UNCLASSIFIED SALARIES</b>					
<b>1100 Unclassified Salaries-Permanent (Including 1105 - Stipend)</b>					
995051		Office Manager Buchanan-Spachek, Johnetta	12	1.00	33,322
<i>This position is fully funded from restricted use sources.</i>					
998586		Assistant Director, Student Involvement Fonseca, Gabriel	12	0.40	18,270
<i>This position is fully funded from restricted use sources.</i>					
1140		Grad Assistants-Other			8,500
<b>Total Unclassified Salaries</b>				<b>1.40</b>	<b>60,092</b>
<b>Total Unclassified Salaries by Fund</b>					
D10312		RU Student Government Association		1.40	60,092
D11397		RU SGA Shocker Support Locker		-	-
<b>Total Unclassified Salaries by Fund</b>				<b>1.40</b>	<b>60,092</b>
<b>STUDENT ASSISTANTS AND BENEFITS</b>					
1200		Student Salaries-Regular			13,000
1760		State Leave Pymt Assessment			484
1830		Regents Retirement			4,386
1850		TIAA Disability			517
1911		Medicare			743
1912		OASDI			3,172
1950		Single Group Health Insurance			3,135
1970		Workers Compensation			228
1980		Unemployment Compensation			60
<b>Total Students and Fringe Benefits</b>					<b>25,725</b>
<b>Total Students and Fringe Benefits by Fund</b>					
D10312		RU Student Government Association			25,725
D11397		RU SGA Shocker Support Locker			-
<b>Total Students and Fringe Benefits</b>					<b>25,725</b>
<b>Total Salaries and Fringe Benefits</b>				<b>1.40</b>	<b>85,817</b>
<b>Total Salaries and Fringe Benefits by Fund</b>					
D10312		RU Student Government Association		1.40	85,817
D11397		RU SGA Shocker Support Locker		-	-
<b>Total Salaries and Fringe Benefits</b>				<b>1.40</b>	<b>85,817</b>
<b>OTHER OPERATING EXPENDITURES (OE)</b>					
7C		Contractual Services			240,325
7F		Commodities			1,800
7H		Capital Outlay			3,000
7L		Grants Claims & Shared Revenue			5,000

**W.S.U ANNUAL BUDGET**  
**101953 - Student Government Association**  
**For Fiscal Year 2022**

Account Code	Position Number	Name or Account Description	Months	2022 Adopted	
				Budget FTE	Amount
<b>Total OOE</b>					<b>250,125</b>
<b>Total OOE by Fund</b>					
D10312	RU	Student Government Association			213,650
D11294	RU	SGA Programming and Operations			11,500
D11303	RU	SGA Office Expenses			6,940
D11340	RU	SGA Scholarships			-
D11397	RU	SGA Shocker Support Locker			-
D11438	RU	SGA Election Expense			2,080
D11638	RU	SGA Diversity/Empwrmnt/Inclusion			700
D11639	RU	SGA Safety and Student Services			400
D11640	RU	SGA Academic Affairs			400
D11641	RU	SGA Ways and Means			500
D11642	RU	SGA Government Relations			795
D11643	RU	SGA Student Senate			10,360
D11644	RU	SGA Executive Cabinet			2,300
D11718	RU	SGA Supreme Court			500
<b>Total OOE by Fund</b>					<b>250,125</b>
<b>Total FTE and Expenditures</b>				<b>1.40</b>	<b>335,942</b>
<b>Total FTE and Expenditures by Fund</b>					
D10312	RU	Student Government Association		1.40	299,467
D11294	RU	SGA Programming and Operations		-	11,500
D11303	RU	SGA Office Expenses		-	6,940
D11340	RU	SGA Scholarships		-	-
D11397	RU	SGA Shocker Support Locker		-	-
D11438	RU	SGA Election Expense		-	2,080
D11638	RU	SGA Diversity/Empwrmnt/Inclusion		-	700
D11639	RU	SGA Safety and Student Services		-	400
D11640	RU	SGA Academic Affairs		-	400
D11641	RU	SGA Ways and Means		-	500
D11642	RU	SGA Government Relations		-	795
D11643	RU	SGA Student Senate		-	10,360
D11644	RU	SGA Executive Cabinet		-	2,300
D11718	RU	SGA Supreme Court		-	500
<b>Total FTE and Expenditures by Fund</b>				<b>1.40</b>	<b>335,942</b>

**W.S.U ANNUAL BUDGET  
102441 - Association Agencies  
For Fiscal Year 2022**

Account Code	Position Number	Name or Account Description	Months	2022 Adopted	
				Budget FTE	Amount
<b>USS SALARIES</b>					
<b>1000 USS Salaries-Permanent</b>					
<b>Total USS Salaries</b>				-	-
<b>Total USS Salaries by Fund</b>					
<b>Total USS Salaries by Fund</b>				-	-
<b>UNCLASSIFIED SALARIES</b>					
<b>1100 Unclassified Salaries-Permanent (Including 1105 - Stipend)</b>					
<b>Total Unclassified Salaries</b>				-	-
<b>Total Unclassified Salaries by Fund</b>					
<b>Total Unclassified Salaries by Fund</b>				-	-
<b>STUDENT ASSISTANTS AND BENEFITS</b>					
<b>Total Students and Fringe Benefits</b>				-	-
<b>Total Students and Fringe Benefits by Fund</b>					
<b>Total Students and Fringe Benefits</b>				-	-
<b>Total Salaries and Fringe Benefits</b>				-	-
<b>Total Salaries and Fringe Benefits by Fund</b>					
<b>Total Salaries and Fringe Benefits</b>				-	-
<b>OTHER OPERATING EXPENDITURES (OOE)</b>					
7C Contractual Services				58,000	
<b>Total OOE</b>				<b>58,000</b>	
<b>Total OOE by Fund</b>					
D11705	RU	Black Student Union		7,500	
D11706	RU	Asian Student Conference		7,500	
D11707	RU	Hispanic American Leadership Or		7,500	
D11708	RU	Spectrum LGBTQ+ Allies		6,000	
D11709	RU	Graduate Student Council		10,000	
D11710	RU	First Gen Student Organization		5,000	
D11711	RU	Shockers Vote!		7,000	
D11712	RU	International Student Union		7,500	
<b>Total OOE by Fund</b>				<b>58,000</b>	
<b>Total FTE and Expenditures</b>				-	<b>58,000</b>
<b>Total FTE and Expenditures by Fund</b>					
D11705	RU	Black Student Union	-	7,500	
D11706	RU	Asian Student Conference	-	7,500	
D11707	RU	Hispanic American Leadership Or	-	7,500	
D11708	RU	Spectrum LGBTQ+ Allies	-	6,000	
D11709	RU	Graduate Student Council	-	10,000	
D11710	RU	First Gen Student Organization	-	5,000	
D11711	RU	Shockers Vote!	-	7,000	



**W.S.U ANNUAL BUDGET  
102441 - Association Agencies  
For Fiscal Year 2022**

Account Code	Position Number	Name or Account Description	Months	2022 Adopted	
				Budget FTE	Amount
D11712	RU	International Student Union		-	7,500
<b>Total FTE and Expenditures by Fund</b>				<b>-</b>	<b>58,000</b>

**W.S.U ANNUAL BUDGET  
101955 - Music Collective  
For Fiscal Year 2022**

Account Code	Position Number	Name or Account Description	Months	2022 Adopted	
				Budget FTE	Amount
<b>USS SALARIES</b>					
<b>1000 USS Salaries-Permanent</b>					
<b>Total USS Salaries</b>				-	-
<b>Total USS Salaries by Fund</b>					
<b>Total USS Salaries by Fund</b>				-	-
<b>UNCLASSIFIED SALARIES</b>					
<b>1100 Unclassified Salaries-Permanent (Including 1105 - Stipend)</b>					
<b>Total Unclassified Salaries</b>				-	-
<b>Total Unclassified Salaries by Fund</b>					
<b>Total Unclassified Salaries by Fund</b>				-	-
<b>STUDENT ASSISTANTS AND BENEFITS</b>					
<b>Total Students and Fringe Benefits</b>				-	-
<b>Total Students and Fringe Benefits by Fund</b>					
<b>Total Students and Fringe Benefits</b>				-	-
<b>Total Salaries and Fringe Benefits</b>				-	-
<b>Total Salaries and Fringe Benefits by Fund</b>					
<b>Total Salaries and Fringe Benefits</b>				-	-
<b>OTHER OPERATING EXPENDITURES (OOE)</b>					
7C Contractual Services				11,700	
7F Commodities				250	
7H Capital Outlay				1,300	
<b>Total OOE</b>				<b>13,250</b>	
<b>Total OOE by Fund</b>					
D10867 RU Music Collective				11,950	
D11362 RU Locker Rental				1,300	
<b>Total OOE by Fund</b>				<b>13,250</b>	
<b>Total FTE and Expenditures</b>				-	<b>13,250</b>
<b>Total FTE and Expenditures by Fund</b>					
D10867 RU Music Collective				-	11,950
D11362 RU Locker Rental				-	1,300
<b>Total FTE and Expenditures by Fund</b>				-	<b>13,250</b>

**W.S.U ANNUAL BUDGET  
101957 - Concert  
For Fiscal Year 2022**

Account Code	Position Number	Name or Account Description	Months	2022 Adopted	
				Budget FTE	Amount
<b>USS SALARIES</b>					
<b>1000 USS Salaries-Permanent</b>					
<b>Total USS Salaries</b>				-	-
<b>Total USS Salaries by Fund</b>					
<b>Total USS Salaries by Fund</b>				-	-
<b>UNCLASSIFIED SALARIES</b>					
<b>1100 Unclassified Salaries-Permanent (Including 1105 - Stipend)</b>					
<b>Total Unclassified Salaries</b>				-	-
<b>Total Unclassified Salaries by Fund</b>					
<b>Total Unclassified Salaries by Fund</b>				-	-
<b>STUDENT ASSISTANTS AND BENEFITS</b>					
<b>Total Students and Fringe Benefits</b>				-	-
<b>Total Students and Fringe Benefits by Fund</b>					
<b>Total Students and Fringe Benefits</b>				-	-
<b>Total Salaries and Fringe Benefits</b>				-	-
<b>Total Salaries and Fringe Benefits by Fund</b>					
<b>Total Salaries and Fringe Benefits</b>				-	-
<b>OTHER OPERATING EXPENDITURES (OOE)</b>					
7C Contractual Services				32,900	
7F Commodities				2,000	
7V Miscellaneous Non Expense				2,000	
<b>Total OOE</b>				<b>36,900</b>	
<b>Total OOE by Fund</b>					
D10084 RU Concert				36,900	
<b>Total OOE by Fund</b>				<b>36,900</b>	
<b>Total FTE and Expenditures</b>				-	<b>36,900</b>
<b>Total FTE and Expenditures by Fund</b>					
D10084 RU Concert				-	36,900
<b>Total FTE and Expenditures by Fund</b>				-	<b>36,900</b>

**W.S.U ANNUAL BUDGET**  
**101959 - Debate**  
**For Fiscal Year 2022**

Account Code	Position Number	Name or Account Description	Months	2022 Adopted	
				Budget FTE	Amount
<b>USS SALARIES</b>					
<b>1000 USS Salaries-Permanent</b>					
<b>Total USS Salaries</b>				-	-
<b>Total USS Salaries by Fund</b>					
<b>Total USS Salaries by Fund</b>				-	-
<b>UNCLASSIFIED SALARIES</b>					
<b>1100 Unclassified Salaries-Permanent (Including 1105 - Stipend)</b>					
<b>Total Unclassified Salaries</b>				-	-
<b>Total Unclassified Salaries by Fund</b>					
<b>Total Unclassified Salaries by Fund</b>				-	-
<b>STUDENT ASSISTANTS AND BENEFITS</b>					
<b>Total Students and Fringe Benefits</b>				-	-
<b>Total Students and Fringe Benefits by Fund</b>					
<b>Total Students and Fringe Benefits</b>				-	-
<b>Total Salaries and Fringe Benefits</b>				-	-
<b>Total Salaries and Fringe Benefits by Fund</b>					
<b>Total Salaries and Fringe Benefits</b>				-	-
<b>OTHER OPERATING EXPENDITURES (OOE)</b>					
7C		Contractual Services			27,300
7F		Commodities			6,560
7H		Capital Outlay			200
7L		Grants Claims & Shared Revenue			20,000
<b>Total OOE</b>					<b>54,060</b>
<b>Total OOE by Fund</b>					
A2000		GU General Fees Fund			34,060
D10156		RU Debate			20,000
<b>Total OOE by Fund</b>					<b>54,060</b>
<b>Total FTE and Expenditures</b>				-	<b>54,060</b>
<b>Total FTE and Expenditures by Fund</b>					
A2000		GU General Fees Fund		-	34,060
D10156		RU Debate		-	20,000
<b>Total FTE and Expenditures by Fund</b>				-	<b>54,060</b>

**W.S.U ANNUAL BUDGET  
101965 - Athletic Bands  
For Fiscal Year 2022**

Account Code	Position Number	Name or Account Description	Months	2022 Adopted	
				Budget FTE	Amount
<b>USS SALARIES</b>					
<b>1000 USS Salaries-Permanent</b>					
<b>Total USS Salaries</b>				-	-
<b>Total USS Salaries by Fund</b>					
<b>Total USS Salaries by Fund</b>				-	-
<b>UNCLASSIFIED SALARIES</b>					
<b>1100 Unclassified Salaries-Permanent (Including 1105 - Stipend)</b>					
1120		Grad Assistants-Indirect Instruct			18,511
1140		Grad Assistants-Other			2,062
<b>Total Unclassified Salaries</b>				-	<b>20,573</b>
<b>Total Unclassified Salaries by Fund</b>					
D10087		RU Basketball Band		-	20,573
<b>Total Unclassified Salaries by Fund</b>				-	<b>20,573</b>
<b>STUDENT ASSISTANTS AND BENEFITS</b>					
1200		Student Salaries-Regular			5,575
1760		State Leave Pymt Assessment			173
1970		Workers Compensation			82
1980		Unemployment Compensation			22
<b>Total Students and Fringe Benefits</b>				-	<b>5,852</b>
<b>Total Students and Fringe Benefits by Fund</b>					
D10087		RU Basketball Band		-	5,852
<b>Total Students and Fringe Benefits</b>				-	<b>5,852</b>
<b>Total Salaries and Fringe Benefits</b>				-	<b>26,425</b>
<b>Total Salaries and Fringe Benefits by Fund</b>					
D10087		RU Basketball Band		-	26,425
<b>Total Salaries and Fringe Benefits</b>				-	<b>26,425</b>
<b>OTHER OPERATING EXPENDITURES (OOE)</b>					
7C		Contractual Services			34,280
7F		Commodities			5,996
7H		Capital Outlay			8,555
7L		Grants Claims & Shared Revenue			4,744
<b>Total OOE</b>				-	<b>53,575</b>
<b>Total OOE by Fund</b>					
D10087		RU Basketball Band		-	53,575
<b>Total OOE by Fund</b>				-	<b>53,575</b>
<b>Total FTE and Expenditures</b>				-	<b>80,000</b>
<b>Total FTE and Expenditures by Fund</b>					
D10087		RU Basketball Band		-	80,000
<b>Total FTE and Expenditures by Fund</b>				-	<b>80,000</b>

**W.S.U ANNUAL BUDGET**  
**101960 - Campus Recreation Sports Clubs**  
**For Fiscal Year 2022**

Account Code	Position Number	Name or Account Description	Months	2022 Adopted	
				Budget FTE	Amount
<b>USS SALARIES</b>					
<b>1000 USS Salaries-Permanent</b>					
<b>Total USS Salaries</b>				-	-
<b>Total USS Salaries by Fund</b>					
<b>Total USS Salaries by Fund</b>				-	-
<b>UNCLASSIFIED SALARIES</b>					
<b>1100 Unclassified Salaries-Permanent (Including 1105 - Stipend)</b>					
<b>Total Unclassified Salaries</b>				-	-
<b>Total Unclassified Salaries by Fund</b>					
<b>Total Unclassified Salaries by Fund</b>				-	-
<b>STUDENT ASSISTANTS AND BENEFITS</b>					
1200		Student Salaries-Regular			-
1690		Shrinkage			-
1760		State Leave Pymt Assessment			-
1970		Workers Compensation			-
1980		Unemployment Compensation			-
<b>Total Students and Fringe Benefits</b>				-	-
<b>Total Students and Fringe Benefits by Fund</b>					
A0003		GU State General Fund			-
<b>Total Students and Fringe Benefits</b>				-	-
<b>Total Salaries and Fringe Benefits</b>				-	-
<b>Total Salaries and Fringe Benefits by Fund</b>					
A0003		GU State General Fund			-
<b>Total Salaries and Fringe Benefits</b>				-	-
<b>OTHER OPERATING EXPENDITURES (OOE)</b>					
7C		Contractual Services			18,445
7F		Commodities			8,600
7H		Capital Outlay			1,500
7Z		Transfers Out			1,455
<b>Total OOE</b>				-	<b>30,000</b>
<b>Total OOE by Fund</b>					
D10313		RU Campus Recreation Sports Clubs			30,000
<b>Total OOE by Fund</b>				-	<b>30,000</b>
<b>Total FTE and Expenditures</b>				-	<b>30,000</b>
<b>Total FTE and Expenditures by Fund</b>					
A0003		GU State General Fund			-
D10313		RU Campus Recreation Sports Clubs			30,000
<b>Total FTE and Expenditures by Fund</b>				-	<b>30,000</b>

**W.S.U ANNUAL BUDGET**  
**101989 - Unallocated Student Fees & Transfers**  
**For Fiscal Year 2022**

Account Code	Position Number	Name or Account Description	Months	2022 Adopted	
				Budget FTE	Amount
<b>USS SALARIES</b>					
<b>1000 USS Salaries-Permanent</b>					
<b>Total USS Salaries</b>				-	-
<b>Total USS Salaries by Fund</b>					
<b>Total USS Salaries by Fund</b>				-	-
<b>UNCLASSIFIED SALARIES</b>					
<b>1100 Unclassified Salaries-Permanent (Including 1105 - Stipend)</b>					
<b>Total Unclassified Salaries</b>				-	-
<b>Total Unclassified Salaries by Fund</b>					
<b>Total Unclassified Salaries by Fund</b>				-	-
<b>STUDENT ASSISTANTS AND BENEFITS</b>					
<b>Total Students and Fringe Benefits</b>				-	-
<b>Total Students and Fringe Benefits by Fund</b>					
<b>Total Students and Fringe Benefits</b>				-	-
<b>Total Salaries and Fringe Benefits</b>				-	-
<b>Total Salaries and Fringe Benefits by Fund</b>					
<b>Total Salaries and Fringe Benefits</b>				-	-
<b>OTHER OPERATING EXPENDITURES (OOE)</b>					
7V		Miscellaneous Non Expense			2,772,127
7Z		Transfers Out			7,082,274
<b>Total OOE</b>					<b>9,854,401</b>
<b>Total OOE by Fund</b>					
D10254	RU	Unall Student Fees & Transfers			9,854,401
<b>Total OOE by Fund</b>					<b>9,854,401</b>
<b>Total FTE and Expenditures</b>				-	<b>9,854,401</b>
<b>Total FTE and Expenditures by Fund</b>					
D10254	RU	Unall Student Fees & Transfers		-	9,854,401
<b>Total FTE and Expenditures by Fund</b>				-	<b>9,854,401</b>

**W.S.U ANNUAL BUDGET**  
**101962 - International Educ-Agency Serv Fees**  
**For Fiscal Year 2022**

Account Code	Position Number	Name or Account Description	Months	2022 Adopted	
				Budget FTE	Amount
<b>USS SALARIES</b>					
<b>1000 USS Salaries-Permanent</b>					
<b>Total USS Salaries</b>				-	-
<b>Total USS Salaries by Fund</b>					
<b>Total USS Salaries by Fund</b>				-	-
<b>UNCLASSIFIED SALARIES</b>					
<b>1100 Unclassified Salaries-Permanent (Including 1105 - Stipend)</b>					
<b>Total Unclassified Salaries</b>				-	-
<b>Total Unclassified Salaries by Fund</b>					
<b>Total Unclassified Salaries by Fund</b>				-	-
<b>STUDENT ASSISTANTS AND BENEFITS</b>					
<b>Total Students and Fringe Benefits</b>				-	-
<b>Total Students and Fringe Benefits by Fund</b>					
<b>Total Students and Fringe Benefits</b>				-	-
<b>Total Salaries and Fringe Benefits</b>				-	-
<b>Total Salaries and Fringe Benefits by Fund</b>					
<b>Total Salaries and Fringe Benefits</b>				-	-
<b>OTHER OPERATING EXPENDITURES (OOE)</b>					
7C Contractual Services				200,000	
<b>Total OOE</b>				<b>200,000</b>	
<b>Total OOE by Fund</b>					
A2000		GU General Fees Fund		200,000	
<b>Total OOE by Fund</b>				<b>200,000</b>	
<b>Total FTE and Expenditures</b>				-	<b>200,000</b>
<b>Total FTE and Expenditures by Fund</b>					
A2000		GU General Fees Fund		-	200,000
<b>Total FTE and Expenditures by Fund</b>				-	<b>200,000</b>



**W.S.U ANNUAL BUDGET  
101966 - Model United Nations  
For Fiscal Year 2022**

Account Code	Position Number	Name or Account Description	Months	2022 Adopted	
				Budget FTE	Amount
<b>USS SALARIES</b>					
<b>1000 USS Salaries-Permanent</b>					
<b>Total USS Salaries</b>				-	-
<b>Total USS Salaries by Fund</b>					
<b>Total USS Salaries by Fund</b>				-	-
<b>UNCLASSIFIED SALARIES</b>					
<b>1100 Unclassified Salaries-Permanent (Including 1105 - Stipend)</b>					
<b>Total Unclassified Salaries</b>				-	-
<b>Total Unclassified Salaries by Fund</b>					
<b>Total Unclassified Salaries by Fund</b>				-	-
<b>STUDENT ASSISTANTS AND BENEFITS</b>					
<b>Total Students and Fringe Benefits</b>				-	-
<b>Total Students and Fringe Benefits by Fund</b>					
<b>Total Students and Fringe Benefits</b>				-	-
<b>Total Salaries and Fringe Benefits</b>				-	-
<b>Total Salaries and Fringe Benefits by Fund</b>					
<b>Total Salaries and Fringe Benefits</b>				-	-
<b>OTHER OPERATING EXPENDITURES (OOE)</b>					
7C Contractual Services				8,000	
<b>Total OOE</b>				<b>8,000</b>	
<b>Total OOE by Fund</b>					
A2000		GU General Fees Fund		8,000	
D10157		RU Model United Nations		-	
<b>Total OOE by Fund</b>				<b>8,000</b>	
<b>Total FTE and Expenditures</b>				-	<b>8,000</b>
<b>Total FTE and Expenditures by Fund</b>					
A2000		GU General Fees Fund		-	8,000
D10157		RU Model United Nations		-	-
<b>Total FTE and Expenditures by Fund</b>				-	<b>8,000</b>

**W.S.U ANNUAL BUDGET**  
**101969 - Child Development Center**  
**For Fiscal Year 2022**

Account Code	Position Number	Name or Account Description	Months	2022 Adopted	
				Budget FTE	Amount
<b>USS SALARIES</b>					
<b>1000 USS Salaries-Permanent</b>					
<b>Total USS Salaries</b>				-	-
<b>Total USS Salaries by Fund</b>					
<b>Total USS Salaries by Fund</b>				-	-
<b>UNCLASSIFIED SALARIES</b>					
<b>1100 Unclassified Salaries-Permanent (Including 1105 - Stipend)</b>					
994015		Administrative Specialist Mease, Amy <i>This position is fully funded from restricted use sources.</i>	12	1.00	42,162
995230		Pre-School Teacher Littlejohn, Tiffany <i>This position is fully funded from restricted use sources.</i>	12	1.00	32,157
997026		Preschool Teacher Assistant Harris, Brandy <i>This position is fully funded from restricted use sources.</i>	12	1.00	22,880
997052		Assistant Director Jarboe, Michelle <i>This position is fully funded from restricted use sources.</i>	12	1.00	40,313
997933		Director of the Child Development Center Hoefler, Jillian <i>This position is fully funded from restricted use sources.</i>	12	1.00	73,438
997953		Infant/Toddler/Pre-School Teacher Bergkamp, Autumn <i>This position is fully funded from restricted use sources.</i>	12	1.00	32,157
997971		Pre-School Teacher (2-yr) Kirkpatrick, Merry <i>This position is fully funded from restricted use sources.</i>	12	1.00	31,054
997972		Pre-School Teacher Barnes, Shauna <i>This position is fully funded from restricted use sources.</i>	12	1.00	32,157
998179		Pre-School Teacher Fritschle, Ashley <i>This position is fully funded from restricted use sources.</i>	12	1.00	34,861
998376		Pre-School Teacher Weiss, Misty <i>This position is fully funded from restricted use sources.</i>	12	1.00	29,120
998387		Lead Toddler Teacher			

**W.S.U ANNUAL BUDGET**  
**101969 - Child Development Center**  
**For Fiscal Year 2022**

Account Code	Position Number	Name or Account Description	Months	2022 Adopted	
				Budget FTE	Amount
		Knighten, Angela	12	1.00	29,120
		<i>This position is fully funded from restricted use sources.</i>			
<b>Total Unclassified Salaries</b>				<b>11.00</b>	<b>399,418</b>
<b>Total Unclassified Salaries by Fund</b>					
	D10315	RU Child Development Center		11.00	399,418
<b>Total Unclassified Salaries by Fund</b>				<b>11.00</b>	<b>399,418</b>
<b>STUDENT ASSISTANTS AND BENEFITS</b>					
	1200	Student Salaries-Regular			208,842
	1210	Student Salaries-WS-WSU Match			2,000
	1760	State Leave Pymt Assessment			4,036
	1830	Regents Retirement			32,012
	1850	TIAA Disability			4,000
	1911	Medicare			5,519
	1912	OASDI			23,580
	1750	Dependent Health Insurance			29,640
	1950	Single Group Health Insurance			70,533
	1970	Workers Compensation			1,888
	1980	Unemployment Compensation			480
<b>Total Students and Fringe Benefits</b>					<b>382,530</b>
<b>Total Students and Fringe Benefits by Fund</b>					
	D10315	RU Child Development Center			382,530
<b>Total Students and Fringe Benefits</b>					<b>382,530</b>
<b>Total Salaries and Fringe Benefits</b>				<b>11.00</b>	<b>781,948</b>
<b>Total Salaries and Fringe Benefits by Fund</b>					
	D10315	RU Child Development Center		11.00	781,948
<b>Total Salaries and Fringe Benefits</b>				<b>11.00</b>	<b>781,948</b>
<b>OTHER OPERATING EXPENDITURES (OOE)</b>					
	7C	Contractual Services			16,145
	7F	Commodities			115,425
<b>Total OOE</b>					<b>131,570</b>
<b>Total OOE by Fund</b>					
	D10315	RU Child Development Center			131,570
<b>Total OOE by Fund</b>					<b>131,570</b>
<b>Total FTE and Expenditures</b>				<b>11.00</b>	<b>913,518</b>
<b>Total FTE and Expenditures by Fund</b>					
	D10315	RU Child Development Center		11.00	913,518
<b>Total FTE and Expenditures by Fund</b>				<b>11.00</b>	<b>913,518</b>

**W.S.U ANNUAL BUDGET**  
**101972 - WSU Crew**  
**For Fiscal Year 2022**

Account Code	Position Number	Name or Account Description	Months	2022 Adopted	
				Budget FTE	Amount
<b>USS SALARIES</b>					
<b>1000 USS Salaries-Permanent</b>					
<b>Total USS Salaries</b>				-	-
<b>Total USS Salaries by Fund</b>					
<b>Total USS Salaries by Fund</b>				-	-
<b>UNCLASSIFIED SALARIES</b>					
<b>1100 Unclassified Salaries-Permanent (Including 1105 - Stipend)</b>					
995170		Assistant Rowing Coach and Office Manager Tuck, Rachel	12	1.00	35,568
<i>This position is fully funded from restricted use sources.</i>					
997964		Director of Boats & Bikes & Head Rowing Coach Cupp, Calvin	12	1.00	58,150
<i>This position is fully funded from restricted use sources.</i>					
1110		Uncl-Salaries-Seasonal and Temp			2,500
<b>Total Unclassified Salaries</b>				<b>2.00</b>	<b>96,218</b>
<b>Total Unclassified Salaries by Fund</b>					
D10317		RU WSU Crew		2.00	96,218
<b>Total Unclassified Salaries by Fund</b>				<b>2.00</b>	<b>96,218</b>
<b>STUDENT ASSISTANTS AND BENEFITS</b>					
1200		Student Salaries-Regular			8,000
1760		State Leave Pymt Assessment			689
1830		Regents Retirement			7,967
1850		TIAA Disability			938
1911		Medicare			1,241
1912		OASDI			5,298
1750		Dependent Health Insurance			3,705
1950		Single Group Health Insurance			15,674
1970		Workers Compensation			323
1980		Unemployment Compensation			77
<b>Total Students and Fringe Benefits</b>					<b>43,912</b>
<b>Total Students and Fringe Benefits by Fund</b>					
D10317		RU WSU Crew			43,912
<b>Total Students and Fringe Benefits</b>					<b>43,912</b>
<b>Total Salaries and Fringe Benefits</b>				<b>2.00</b>	<b>140,130</b>
<b>Total Salaries and Fringe Benefits by Fund</b>					
D10317		RU WSU Crew		2.00	140,130
<b>Total Salaries and Fringe Benefits</b>				<b>2.00</b>	<b>140,130</b>
<b>OTHER OPERATING EXPENDITURES (OOE)</b>					
7C		Contractual Services			98,978
7F		Commodities			38,185
7H		Capital Outlay			11,500
7L		Grants Claims & Shared Revenue			40,000
<b>Total OOE</b>					<b>188,663</b>
<b>Total OOE by Fund</b>					

**W.S.U ANNUAL BUDGET**  
**101972 - WSU Crew**  
**For Fiscal Year 2022**

Account Code	Position Number	Name or Account Description	Months	2022 Adopted	
				Budget FTE	Amount
	D10317	RU WSU Crew			188,663
		<b>Total OOE by Fund</b>			<b>188,663</b>
		<b>Total FTE and Expenditures</b>		<b>2.00</b>	<b>328,793</b>
<b>Total FTE and Expenditures by Fund</b>					
	D10317	RU WSU Crew		2.00	328,793
		<b>Total FTE and Expenditures by Fund</b>		<b>2.00</b>	<b>328,793</b>

**W.S.U ANNUAL BUDGET  
101973 - SGA Student Funding  
For Fiscal Year 2022**

Account Code	Position Number	Name or Account Description	Months	2022 Adopted	
				Budget FTE	Amount
<b>USS SALARIES</b>					
<b>1000 USS Salaries-Permanent</b>					
<b>Total USS Salaries</b>				-	-
<b>Total USS Salaries by Fund</b>					
<b>Total USS Salaries by Fund</b>				-	-
<b>UNCLASSIFIED SALARIES</b>					
<b>1100 Unclassified Salaries-Permanent (Including 1105 - Stipend)</b>					
<b>Total Unclassified Salaries</b>				-	-
<b>Total Unclassified Salaries by Fund</b>					
<b>Total Unclassified Salaries by Fund</b>				-	-
<b>STUDENT ASSISTANTS AND BENEFITS</b>					
<b>Total Students and Fringe Benefits</b>				-	-
<b>Total Students and Fringe Benefits by Fund</b>					
<b>Total Students and Fringe Benefits</b>				-	-
<b>Total Salaries and Fringe Benefits</b>				-	-
<b>Total Salaries and Fringe Benefits by Fund</b>					
<b>Total Salaries and Fringe Benefits</b>				-	-
<b>OTHER OPERATING EXPENDITURES (OOE)</b>					
7C Contractual Services				175,658	
<b>Total OOE</b>				<b>175,658</b>	
<b>Total OOE by Fund</b>					
D10318	RU	SGA Individual Allocations		27,803	
D11302	RU	SGA Organizational Funding		23,000	
D11544	RU	SGA Summer Funding		2,000	
D11717	RU	SGA Organization Appropriations		122,855	
<b>Total OOE by Fund</b>				<b>175,658</b>	
<b>Total FTE and Expenditures</b>				-	<b>175,658</b>
<b>Total FTE and Expenditures by Fund</b>					
D10318	RU	SGA Individual Allocations		-	27,803
D11302	RU	SGA Organizational Funding		-	23,000
D11544	RU	SGA Summer Funding		-	2,000
D11717	RU	SGA Organization Appropriations		-	122,855
<b>Total FTE and Expenditures by Fund</b>				-	<b>175,658</b>

**W.S.U ANNUAL BUDGET**  
**101974 - Prevention Services Program**  
**For Fiscal Year 2022**

Account Code	Position Number	Name or Account Description	Months	2022 Adopted	
				Budget FTE	Amount
<b>USS SALARIES</b>					
<b>1000 USS Salaries-Permanent</b>					
<b>Total USS Salaries</b>				-	-
<b>Total USS Salaries by Fund</b>					
<b>Total USS Salaries by Fund</b>				-	-
<b>UNCLASSIFIED SALARIES</b>					
<b>1100 Unclassified Salaries-Permanent (Including 1105 - Stipend)</b>					
1140		Grad Assistants-Other			14,204
<b>Total Unclassified Salaries</b>				-	<b>14,204</b>
<b>Total Unclassified Salaries by Fund</b>					
D10322		RU Prevention Services Program		-	14,204
<b>Total Unclassified Salaries by Fund</b>				-	<b>14,204</b>
<b>STUDENT ASSISTANTS AND BENEFITS</b>					
1760		State Leave Pymt Assessment			94
1970		Workers Compensation			44
1980		Unemployment Compensation			12
<b>Total Students and Fringe Benefits</b>				-	<b>150</b>
<b>Total Students and Fringe Benefits by Fund</b>					
D10322		RU Prevention Services Program		-	150
<b>Total Students and Fringe Benefits</b>				-	<b>150</b>
<b>Total Salaries and Fringe Benefits</b>				-	<b>14,354</b>
<b>Total Salaries and Fringe Benefits by Fund</b>					
D10322		RU Prevention Services Program		-	14,354
<b>Total Salaries and Fringe Benefits</b>				-	<b>14,354</b>
<b>OTHER OPERATING EXPENDITURES (OOE)</b>					
7C		Contractual Services			14,450
<b>Total OOE</b>				-	<b>14,450</b>
<b>Total OOE by Fund</b>					
D10322		RU Prevention Services Program		-	14,450
<b>Total OOE by Fund</b>				-	<b>14,450</b>
<b>Total FTE and Expenditures</b>				-	<b>28,804</b>
<b>Total FTE and Expenditures by Fund</b>					
D10322		RU Prevention Services Program		-	28,804
<b>Total FTE and Expenditures by Fund</b>				-	<b>28,804</b>

**W.S.U ANNUAL BUDGET**  
**101980 - Student Conduct and Comm Standards**  
**For Fiscal Year 2022**

Account Code	Position Number	Name or Account Description	Months	2022 Adopted	
				Budget FTE	Amount
<b>USS SALARIES</b>					
<b>1000 USS Salaries-Permanent</b>					
<b>Total USS Salaries</b>				-	-
<b>Total USS Salaries by Fund</b>					
A0003		GU State General Fund		-	-
D10702		RU Student Conduct & Comm Standard		-	-
<b>Total USS Salaries by Fund</b>				-	-
<b>UNCLASSIFIED SALARIES</b>					
<b>1100 Unclassified Salaries-Permanent (Including 1105 - Stipend)</b>					
994921		Administrative Support-Shocker Hall Reception Babb, Alison	12	0.12	4,298
<i>This position is fully funded from restricted use sources.</i>					
997961		Associate Director for SCCS Wilson, Kyle	12	1.00	54,810
<i>This position is fully funded from restricted use sources.</i>					
999171		Coordinator of Student Conduct & Community Standards Graybill, Sandra	12	1.00	42,630
1140		Grad Assistants-Other			10,517
<b>Total Unclassified Salaries</b>				<b>2.12</b>	<b>112,255</b>
<b>Total Unclassified Salaries by Fund</b>					
A2000		GU General Fees Fund		1.00	42,630
D10702		RU Student Conduct & Comm Standard		1.12	69,625
<b>Total Unclassified Salaries by Fund</b>				<b>2.12</b>	<b>112,255</b>
<b>STUDENT ASSISTANTS AND BENEFITS</b>					
1690		Shrinkage			(1,326)
1760		State Leave Pymt Assessment			743
1830		Regents Retirement			8,649
1850		TIAA Disability			1,019
1911		Medicare			1,445
1912		OASDI			6,176
1950		Single Group Health Insurance			16,615
1970		Workers Compensation			349
1980		Unemployment Compensation			90
<b>Total Students and Fringe Benefits</b>					<b>33,760</b>
<b>Total Students and Fringe Benefits by Fund</b>					
A0003		GU State General Fund			-
A2000		GU General Fees Fund			14,195
D10702		RU Student Conduct & Comm Standard			19,565
<b>Total Students and Fringe Benefits</b>					<b>33,760</b>
<b>Total Salaries and Fringe Benefits</b>				<b>2.12</b>	<b>146,015</b>
<b>Total Salaries and Fringe Benefits by Fund</b>					
A0003		GU State General Fund		-	-
A2000		GU General Fees Fund		1.00	56,825
D10702		RU Student Conduct & Comm Standard		1.12	89,190
<b>Total Salaries and Fringe Benefits</b>				<b>2.12</b>	<b>146,015</b>



**W.S.U ANNUAL BUDGET**  
**101980 - Student Conduct and Comm Standards**  
**For Fiscal Year 2022**

Account Code	Position Number	Name or Account Description	Months	2022 Adopted	
				Budget FTE	Amount
<b>OTHER OPERATING EXPENDITURES (OOE)</b>					
7C		Contractual Services			16,058
7F		Commodities			3,670
7H		Capital Outlay			3,828
7L		Grants Claims & Shared Revenue			7,000
<b>Total OOE</b>					<b>30,556</b>
<b>Total OOE by Fund</b>					
D10702	RU	Student Conduct & Comm Standard			30,556
<b>Total OOE by Fund</b>					<b>30,556</b>
<b>Total FTE and Expenditures</b>				<b>2.12</b>	<b>176,571</b>
<b>Total FTE and Expenditures by Fund</b>					
A0003	GU	State General Fund		-	-
A2000	GU	General Fees Fund		1.00	56,825
D10702	RU	Student Conduct & Comm Standard		1.12	119,746
<b>Total FTE and Expenditures by Fund</b>				<b>2.12</b>	<b>176,571</b>

**W.S.U ANNUAL BUDGET  
101982 - Campus Recreation  
For Fiscal Year 2022**

Account Code	Position Number	Name or Account Description	Months	2022 Adopted	
				Budget FTE	Amount
<b>USS SALARIES</b>					
<b>1000 USS Salaries-Permanent</b>					
1020		USS Salaries-OT		-	1,000
		<b>Total USS Salaries</b>		<b>-</b>	<b>1,000</b>
<b>Total USS Salaries by Fund</b>					
D10320		RU Campus Rec -Business Operations		-	1,000
		<b>Total USS Salaries by Fund</b>		<b>-</b>	<b>1,000</b>
<b>UNCLASSIFIED SALARIES</b>					
<b>1100 Unclassified Salaries-Permanent (Including 1105 - Stipend)</b>					
994530		Coordinator-Outdoor Recreation/River Vista Boathouse Vacant		1.00	42,855
		<i>\$41,554 of this position is funded from restricted use sources.</i>			
997606		Coordinator - Competitive Sports Sanderson, Austin	12	1.00	38,936
997657		Coordinator or Aquatics, Special Events, and Risk Management Albers, Elizabeth	12	1.00	38,936
		<i>This position is fully funded from restricted use sources.</i>			
997680		Director Campus Recreation Lee, John	12	1.00	80,481
997950		Program Specialist Sykes, Andrew	12	1.00	48,105
		<i>\$34,564 of this position is funded from restricted use sources.</i>			
998016		Web Developer and Graphic Designer Young, Laura	12	1.00	39,770
		<i>\$27,766 of this position is funded from restricted use sources.</i>			
998043		Recreation Program Specialist/Faculty Mosa, Karolina	12	1.00	48,116
		<i>\$37,839 of this position is funded from restricted use sources.</i>			
998313		Assistant Director for Service Programs Ewertz, Kenneth	12	1.00	43,567
		<i>\$26,530 of this position is funded from restricted use sources.</i>			
999417		Administrative Specialist Dwyer, Meredith	12	1.00	38,002
		<i>\$36,862 of this position is funded from restricted use sources.</i>			
1110		Uncl-Salaries-Seasonal and Temp			20,627
1140		Grad Assistants-Other			-
		<b>Total Unclassified Salaries</b>		<b>9.00</b>	<b>439,394</b>
<b>Total Unclassified Salaries by Fund</b>					
A2000		GU General Fees Fund		3.25	174,717
D10320		RU Campus Rec -Business Operations		5.75	244,050
D10882		RU Campus Recreation - Aquatics		-	5,000

**W.S.U ANNUAL BUDGET**  
**101982 - Campus Recreation**  
**For Fiscal Year 2022**

Account Code	Position Number	Name or Account Description	Months	2022 Adopted	
				Budget FTE	Amount
	D10883	RU Campus Recreation - Facilities		-	2,000
	D10884	RU Campus Rec - Fitness & Wellness		-	13,255
	D10887	RU Campus Recreation - Rentals		-	372
	<b>Total Unclassified Salaries by Fund</b>			<b>9.00</b>	<b>439,394</b>
<b>STUDENT ASSISTANTS AND BENEFITS</b>					
	1200	Student Salaries-Regular			326,819
	1210	Student Salaries-WS-WSU Match			7,500
	1220	Student Sal-Workstudy Federal			1,483
	1690	Shrinkage			(5,503)
	1760	State Leave Pymt Assessment			5,136
	1810	KPERS Retirement			141
	1830	Regents Retirement			31,959
	1850	TIAA Disability			4,206
	1911	Medicare			6,202
	1912	OASDI			26,481
	1750	Dependent Health Insurance			22,233
	1950	Single Group Health Insurance			54,863
	1970	Workers Compensation			2,405
	1980	Unemployment Compensation			622
	<b>Total Students and Fringe Benefits</b>				<b>484,547</b>
<b>Total Students and Fringe Benefits by Fund</b>					
	A2000	GU General Fees Fund			61,053
	D10320	RU Campus Rec -Business Operations			83,373
	D10882	RU Campus Recreation - Aquatics			62,076
	D10883	RU Campus Recreation - Facilities			183,074
	D10884	RU Campus Rec - Fitness & Wellness			27,429
	D10885	RU Campus Rec - Graphics Marketing			14,975
	D10886	RU Campus Recreation - Intramurals			30,821
	D10887	RU Campus Recreation - Rentals			20,246
	R40041	Federal Work Study Program			1,500
	<b>Total Students and Fringe Benefits</b>				<b>484,547</b>
	<b>Total Salaries and Fringe Benefits</b>			<b>9.00</b>	<b>924,941</b>
<b>Total Salaries and Fringe Benefits by Fund</b>					
	A2000	GU General Fees Fund		3.25	235,770
	D10320	RU Campus Rec -Business Operations		5.75	328,423
	D10882	RU Campus Recreation - Aquatics		-	67,076
	D10883	RU Campus Recreation - Facilities		-	185,074
	D10884	RU Campus Rec - Fitness & Wellness		-	40,684
	D10885	RU Campus Rec - Graphics Marketing		-	14,975
	D10886	RU Campus Recreation - Intramurals		-	30,821
	D10887	RU Campus Recreation - Rentals		-	20,618
	R40041	Federal Work Study Program		-	1,500
	<b>Total Salaries and Fringe Benefits</b>			<b>9.00</b>	<b>924,941</b>
<b>OTHER OPERATING EXPENDITURES (OOE)</b>					
	7C	Contractual Services			68,648
	7F	Commodities			111,299
	7H	Capital Outlay			7,098
	7L	Grants Claims & Shared Revenue			5,000
	7V	Miscellaneous Non Expense			5,187
	<b>Total OOE</b>				<b>197,232</b>
<b>Total OOE by Fund</b>					

**W.S.U ANNUAL BUDGET**  
**101982 - Campus Recreation**  
**For Fiscal Year 2022**

Account Code	Position Number	Name or Account Description	Months	2022 Adopted	
				Budget FTE	Amount
	D10320	RU Campus Rec -Business Operations			109,285
	D10882	RU Campus Recreation - Aquatics			4,025
	D10883	RU Campus Recreation - Facilities			32,254
	D10884	RU Campus Rec - Fitness & Wellness			4,301
	D10885	RU Campus Rec - Graphics Marketing			12,916
	D10886	RU Campus Recreation - Intramurals			11,410
	D10887	RU Campus Recreation - Rentals			23,041
		<b>Total OOE by Fund</b>			<b>197,232</b>
		<b>Total FTE and Expenditures</b>		<b>9.00</b>	<b>1,122,173</b>
<b>Total FTE and Expenditures by Fund</b>					
	A2000	GU General Fees Fund		3.25	235,770
	D10320	RU Campus Rec -Business Operations		5.75	437,708
	D10882	RU Campus Recreation - Aquatics		-	71,101
	D10883	RU Campus Recreation - Facilities		-	217,328
	D10884	RU Campus Rec - Fitness & Wellness		-	44,985
	D10885	RU Campus Rec - Graphics Marketing		-	27,891
	D10886	RU Campus Recreation - Intramurals		-	42,231
	D10887	RU Campus Recreation - Rentals		-	43,659
	R40041	Federal Work Study Program		-	1,500
		<b>Total FTE and Expenditures by Fund</b>		<b>9.00</b>	<b>1,122,173</b>

**W.S.U ANNUAL BUDGET  
102399 - Health & Wellness  
For Fiscal Year 2022**

Account Code	Position Number	Name or Account Description	Months	2022 Adopted	
				Budget FTE	Amount
<b>USS SALARIES</b>					
<b>1000 USS Salaries-Permanent</b>					
<b>Total USS Salaries</b>				-	-
<b>Total USS Salaries by Fund</b>					
<b>Total USS Salaries by Fund</b>				-	-
<b>UNCLASSIFIED SALARIES</b>					
<b>1100 Unclassified Salaries-Permanent (Including 1105 - Stipend)</b>					
<b>Total Unclassified Salaries</b>				-	-
<b>Total Unclassified Salaries by Fund</b>					
<b>Total Unclassified Salaries by Fund</b>				-	-
<b>STUDENT ASSISTANTS AND BENEFITS</b>					
<b>Total Students and Fringe Benefits</b>				-	-
<b>Total Students and Fringe Benefits by Fund</b>					
<b>Total Students and Fringe Benefits</b>				-	-
<b>Total Salaries and Fringe Benefits</b>				-	-
<b>Total Salaries and Fringe Benefits by Fund</b>					
<b>Total Salaries and Fringe Benefits</b>				-	-
<b>OTHER OPERATING EXPENDITURES (OOE)</b>					
7C Contractual Services				2,330,462	
<b>Total OOE</b>				<b>2,330,462</b>	
<b>Total OOE by Fund</b>					
A2000		GU General Fees Fund		50,000	
D11268		RU Health & Wellness		2,280,462	
<b>Total OOE by Fund</b>				<b>2,330,462</b>	
<b>Total FTE and Expenditures</b>				-	<b>2,330,462</b>
<b>Total FTE and Expenditures by Fund</b>					
A2000		GU General Fees Fund		-	50,000
D11268		RU Health & Wellness		-	2,280,462
<b>Total FTE and Expenditures by Fund</b>				-	<b>2,330,462</b>

**W.S.U ANNUAL BUDGET  
101983 - Student Advocate  
For Fiscal Year 2022**

Account Code	Position Number	Name or Account Description	Months	2022 Adopted	
				Budget FTE	Amount
<b>USS SALARIES</b>					
<b>1000 USS Salaries-Permanent</b>					
<b>Total USS Salaries</b>				-	-
<b>Total USS Salaries by Fund</b>					
<b>Total USS Salaries by Fund</b>				-	-
<b>UNCLASSIFIED SALARIES</b>					
<b>1100 Unclassified Salaries-Permanent (Including 1105 - Stipend)</b>					
<b>Total Unclassified Salaries</b>				-	-
<b>Total Unclassified Salaries by Fund</b>					
<b>Total Unclassified Salaries by Fund</b>				-	-
<b>STUDENT ASSISTANTS AND BENEFITS</b>					
<b>Total Students and Fringe Benefits</b>				-	-
<b>Total Students and Fringe Benefits by Fund</b>					
<b>Total Students and Fringe Benefits</b>				-	-
<b>Total Salaries and Fringe Benefits</b>				-	-
<b>Total Salaries and Fringe Benefits by Fund</b>					
<b>Total Salaries and Fringe Benefits</b>				-	-
<b>OTHER OPERATING EXPENDITURES (OOE)</b>					
7C Contractual Services				2,300	
<b>Total OOE</b>				<b>2,300</b>	
<b>Total OOE by Fund</b>					
D10321 RU Student Advocate				2,300	
<b>Total OOE by Fund</b>				<b>2,300</b>	
<b>Total FTE and Expenditures</b>				-	<b>2,300</b>
<b>Total FTE and Expenditures by Fund</b>					
D10321 RU Student Advocate				-	2,300
<b>Total FTE and Expenditures by Fund</b>				-	<b>2,300</b>

**W.S.U ANNUAL BUDGET**  
**101991 - Campus Recreation Capital Equipment**  
**For Fiscal Year 2022**

Account Code	Position Number	Name or Account Description	Months	2022 Adopted	
				Budget FTE	Amount
<b>USS SALARIES</b>					
<b>1000 USS Salaries-Permanent</b>					
<b>Total USS Salaries</b>				-	-
<b>Total USS Salaries by Fund</b>					
<b>Total USS Salaries by Fund</b>				-	-
<b>UNCLASSIFIED SALARIES</b>					
<b>1100 Unclassified Salaries-Permanent (Including 1105 - Stipend)</b>					
<b>Total Unclassified Salaries</b>				-	-
<b>Total Unclassified Salaries by Fund</b>					
<b>Total Unclassified Salaries by Fund</b>				-	-
<b>STUDENT ASSISTANTS AND BENEFITS</b>					
<b>Total Students and Fringe Benefits</b>				-	-
<b>Total Students and Fringe Benefits by Fund</b>					
<b>Total Students and Fringe Benefits</b>				-	-
<b>Total Salaries and Fringe Benefits</b>				-	-
<b>Total Salaries and Fringe Benefits by Fund</b>					
<b>Total Salaries and Fringe Benefits</b>				-	-
<b>OTHER OPERATING EXPENDITURES (OOE)</b>					
7C Contractual Services				5,000	
7H Capital Outlay				20,000	
<b>Total OOE</b>				<b>25,000</b>	
<b>Total OOE by Fund</b>					
D10323 RU Campus Recreation Capital Equip				25,000	
<b>Total OOE by Fund</b>				<b>25,000</b>	
<b>Total FTE and Expenditures</b>				-	<b>25,000</b>
<b>Total FTE and Expenditures by Fund</b>					
D10323 RU Campus Recreation Capital Equip				-	25,000
<b>Total FTE and Expenditures by Fund</b>				-	<b>25,000</b>

**W.S.U ANNUAL BUDGET  
101994 - Fine Arts Programming  
For Fiscal Year 2022**

Account Code	Position Number	Name or Account Description	Months	2022 Adopted	
				Budget FTE	Amount
<b>USS SALARIES</b>					
<b>1000 USS Salaries-Permanent</b>					
<b>Total USS Salaries</b>				-	-
<b>Total USS Salaries by Fund</b>					
<b>Total USS Salaries by Fund</b>				-	-
<b>UNCLASSIFIED SALARIES</b>					
<b>1100 Unclassified Salaries-Permanent (Including 1105 - Stipend)</b>					
<b>Total Unclassified Salaries</b>				-	-
<b>Total Unclassified Salaries by Fund</b>					
<b>Total Unclassified Salaries by Fund</b>				-	-
<b>STUDENT ASSISTANTS AND BENEFITS</b>					
<b>Total Students and Fringe Benefits</b>				-	-
<b>Total Students and Fringe Benefits by Fund</b>					
<b>Total Students and Fringe Benefits</b>				-	-
<b>Total Salaries and Fringe Benefits</b>				-	-
<b>Total Salaries and Fringe Benefits by Fund</b>					
<b>Total Salaries and Fringe Benefits</b>				-	-
<b>OTHER OPERATING EXPENDITURES (OOE)</b>					
7Z Transfers Out				45,000	
<b>Total OOE</b>				<b>45,000</b>	
<b>Total OOE by Fund</b>					
D10780 RU Fine Arts Programming				45,000	
<b>Total OOE by Fund</b>				<b>45,000</b>	
<b>Total FTE and Expenditures</b>				-	<b>45,000</b>
<b>Total FTE and Expenditures by Fund</b>					
D10780 RU Fine Arts Programming				-	45,000
<b>Total FTE and Expenditures by Fund</b>				-	<b>45,000</b>



**W.S.U ANNUAL BUDGET**  
**101995 - EOF-ADHD/LD Assessment Scholarship**  
**For Fiscal Year 2022**

Account Code	Position Number	Name or Account Description	Months	2022 Adopted	
				Budget FTE	Amount
<b>USS SALARIES</b>					
<b>1000 USS Salaries-Permanent</b>					
<b>Total USS Salaries</b>				-	-
<b>Total USS Salaries by Fund</b>					
<b>Total USS Salaries by Fund</b>				-	-
<b>UNCLASSIFIED SALARIES</b>					
<b>1100 Unclassified Salaries-Permanent (Including 1105 - Stipend)</b>					
<b>Total Unclassified Salaries</b>				-	-
<b>Total Unclassified Salaries by Fund</b>					
<b>Total Unclassified Salaries by Fund</b>				-	-
<b>STUDENT ASSISTANTS AND BENEFITS</b>					
<b>Total Students and Fringe Benefits</b>				-	-
<b>Total Students and Fringe Benefits by Fund</b>					
<b>Total Students and Fringe Benefits</b>				-	-
<b>Total Salaries and Fringe Benefits</b>				-	-
<b>Total Salaries and Fringe Benefits by Fund</b>					
<b>Total Salaries and Fringe Benefits</b>				-	-
<b>OTHER OPERATING EXPENDITURES (OOE)</b>					
7C Contractual Services				450	
<b>Total OOE</b>				<b>450</b>	
<b>Total OOE by Fund</b>					
D10849 RU EOF-ADHD/LD Assessment Scholar				450	
<b>Total OOE by Fund</b>				<b>450</b>	
<b>Total FTE and Expenditures</b>				-	<b>450</b>
<b>Total FTE and Expenditures by Fund</b>					
D10849 RU EOF-ADHD/LD Assessment Scholar				-	450
<b>Total FTE and Expenditures by Fund</b>				-	<b>450</b>

**W.S.U ANNUAL BUDGET  
101999 - SGA Scholarships  
For Fiscal Year 2022**

Account Code	Position Number	Name or Account Description	Months	2022 Adopted	
				Budget FTE	Amount
<b>USS SALARIES</b>					
<b>1000 USS Salaries-Permanent</b>					
<b>Total USS Salaries</b>				-	-
<b>Total USS Salaries by Fund</b>					
<b>Total USS Salaries by Fund</b>				-	-
<b>UNCLASSIFIED SALARIES</b>					
<b>1100 Unclassified Salaries-Permanent (Including 1105 - Stipend)</b>					
<b>Total Unclassified Salaries</b>				-	-
<b>Total Unclassified Salaries by Fund</b>					
<b>Total Unclassified Salaries by Fund</b>				-	-
<b>STUDENT ASSISTANTS AND BENEFITS</b>					
<b>Total Students and Fringe Benefits</b>				-	-
<b>Total Students and Fringe Benefits by Fund</b>					
<b>Total Students and Fringe Benefits</b>				-	-
<b>Total Salaries and Fringe Benefits</b>				-	-
<b>Total Salaries and Fringe Benefits by Fund</b>					
<b>Total Salaries and Fringe Benefits</b>				-	-
<b>OTHER OPERATING EXPENDITURES (OOE)</b>					
7L Grants Claims & Shared Revenue				34,500	
<b>Total OOE</b>				<b>34,500</b>	
<b>Total OOE by Fund</b>					
D10289	RU	International Scholarships		15,000	
D11579	RU	EOF McKinney-Vento Scholarship		6,000	
D11598	RU	EOF Dreamer Scholarship		3,500	
D11610	RU	EOF Int'l Student Hardship Fund		10,000	
<b>Total OOE by Fund</b>				<b>34,500</b>	
<b>Total FTE and Expenditures</b>				-	<b>34,500</b>
<b>Total FTE and Expenditures by Fund</b>					
D10289	RU	International Scholarships		-	15,000
D11579	RU	EOF McKinney-Vento Scholarship		-	6,000
D11598	RU	EOF Dreamer Scholarship		-	3,500
D11610	RU	EOF Int'l Student Hardship Fund		-	10,000
<b>Total FTE and Expenditures by Fund</b>				-	<b>34,500</b>

**W.S.U ANNUAL BUDGET**  
**102532 - EOF - Study Abroad Scholarships**  
**For Fiscal Year 2022**

Account Code	Position Number	Name or Account Description	Months	2022 Adopted	
				Budget FTE	Amount
<b>USS SALARIES</b>					
<b>1000 USS Salaries-Permanent</b>					
<b>Total USS Salaries</b>				-	-
<b>Total USS Salaries by Fund</b>					
<b>Total USS Salaries by Fund</b>				-	-
<b>UNCLASSIFIED SALARIES</b>					
<b>1100 Unclassified Salaries-Permanent (Including 1105 - Stipend)</b>					
<b>Total Unclassified Salaries</b>				-	-
<b>Total Unclassified Salaries by Fund</b>					
<b>Total Unclassified Salaries by Fund</b>				-	-
<b>STUDENT ASSISTANTS AND BENEFITS</b>					
<b>Total Students and Fringe Benefits</b>				-	-
<b>Total Students and Fringe Benefits by Fund</b>					
<b>Total Students and Fringe Benefits</b>				-	-
<b>Total Salaries and Fringe Benefits</b>				-	-
<b>Total Salaries and Fringe Benefits by Fund</b>					
<b>Total Salaries and Fringe Benefits</b>				-	-
<b>OTHER OPERATING EXPENDITURES (OOE)</b>					
7L Grants Claims & Shared Revenue				10,000	
<b>Total OOE</b>				<b>10,000</b>	
<b>Total OOE by Fund</b>					
D11567 RU EOF-Study Abroad Scholarship				10,000	
<b>Total OOE by Fund</b>				<b>10,000</b>	
<b>Total FTE and Expenditures</b>				-	<b>10,000</b>
<b>Total FTE and Expenditures by Fund</b>					
D11567 RU EOF-Study Abroad Scholarship				-	10,000
<b>Total FTE and Expenditures by Fund</b>				-	<b>10,000</b>

**W.S.U ANNUAL BUDGET**  
**108100 - Student Health Services**  
**For Fiscal Year 2022**

Account Code	Position Number	Name or Account Description	Months	2022 Adopted	
				Budget FTE	Amount
<b>USS SALARIES</b>					
<b>1000 USS Salaries-Permanent</b>					
998847		Administrative Specialist Friend, Brittany <i>This position is fully funded from restricted use sources.</i>	12	1.00	33,550
999474		Senior Admin Assistant Vermillion, Kimberly <i>This position is fully funded from restricted use sources.</i>	12	0.50	19,469
999488		Senior Admin Assistant Gutierrez, Kimberly <i>This position is fully funded from restricted use sources.</i>	12	1.00	31,678
999571		Public Service Admin I McKelvey, Sheryl <i>This position is fully funded from restricted use sources.</i>	12	1.00	43,181
1020		USS Salaries-OT		-	450
<b>Total USS Salaries</b>				<b>3.50</b>	<b>128,328</b>
<b>Total USS Salaries by Fund</b>					
D10303		RU Student Health		3.50	128,328
<b>Total USS Salaries by Fund</b>				<b>3.50</b>	<b>128,328</b>

**UNCLASSIFIED SALARIES**

**1100 Unclassified Salaries-Permanent (Including 1105 - Stipend)**

991475		Medical Director Vacant <i>This position is fully funded from restricted use sources.</i>		0.50	92,500
994020		Registered Nurse Penning, Deanne <i>This position is fully funded from restricted use sources.</i>	12	1.00	52,790
997051		Registered Nurse Campos, Jennifer <i>This position is fully funded from restricted use sources.</i>	12	1.00	52,790
997072		Nurse Practitioner Hill, Sandra <i>This position is fully funded from restricted use sources.</i>	12	1.00	83,393
997813		Nurse Practitioner Shaddix, Jamie <i>This position is fully funded from restricted use sources.</i>	12	1.00	72,800
997835		Nurse Practitioner Walker, Cynthia <i>This position is fully funded from restricted use sources.</i>	12	1.00	83,393
997869		Associate Director/Registered Nurse Stafford, Heather <i>This position is fully funded from restricted use sources.</i>	12	1.00	73,892

**W.S.U ANNUAL BUDGET**  
**108100 - Student Health Services**  
**For Fiscal Year 2022**

Account Code	Position Number	Name or Account Description	Months	2022 Adopted	
				Budget FTE	Amount
	998094	Senior Administrative Assistant Hays, Christine	12	1.00	28,933
		<i>This position is fully funded from restricted use sources.</i>			
	998150	Nurse Practitioner - Student Health Services Wiebe, Lisa	12	0.50	41,704
		<i>This position is fully funded from restricted use sources.</i>			
	998319	Director of Student Health Services Childers, Camille	12	1.00	91,756
		<i>\$4,842 of this position is funded from restricted use sources.</i>			
	999284	Registered Nurse Hedrick, Tracy	12	0.80	42,232
		<i>This position is fully funded from restricted use sources.</i>			
	1110	Uncl-Salaries-Seasonal and Temp			87,692
	1115	Unclassified Salaries-Add'l Comp			-
	1160	Unclass Sal-OT/Comp/AHR			600
		<b>Total Unclassified Salaries</b>		<b>9.80</b>	<b>804,476</b>
		<b>Total Unclassified Salaries by Fund</b>			
	A2000	GU General Fees Fund		0.95	86,914
	D10303	RU Student Health		8.85	717,562
		<b>Total Unclassified Salaries by Fund</b>		<b>9.80</b>	<b>804,476</b>
<b>STUDENT ASSISTANTS AND BENEFITS</b>					
	1200	Student Salaries-Regular			20,000
	1690	Shrinkage			(2,511)
	1760	State Leave Pymt Assessment			6,296
	1810	KPERS Retirement			18,085
	1830	Regents Retirement			53,070
	1850	TIAA Disability			8,457
	1911	Medicare			13,089
	1912	OASDI			55,939
	1750	Dependent Health Insurance			17,749
	1950	Single Group Health Insurance			90,791
	1970	Workers Compensation			2,943
	1980	Unemployment Compensation			745
		<b>Total Students and Fringe Benefits</b>			<b>284,653</b>
		<b>Total Students and Fringe Benefits by Fund</b>			
	A2000	GU General Fees Fund			20,696
	D10303	RU Student Health			263,957
		<b>Total Students and Fringe Benefits</b>			<b>284,653</b>
		<b>Total Salaries and Fringe Benefits</b>		<b>13.30</b>	<b>1,217,457</b>
		<b>Total Salaries and Fringe Benefits by Fund</b>			
	A2000	GU General Fees Fund		0.95	107,610
	D10303	RU Student Health		12.35	1,109,847
		<b>Total Salaries and Fringe Benefits</b>		<b>13.30</b>	<b>1,217,457</b>
<b>OTHER OPERATING EXPENDITURES (OOE)</b>					
	7C	Contractual Services			124,769
	7F	Commodities			73,850
	7H	Capital Outlay			5,400

**W.S.U ANNUAL BUDGET**  
**108100 - Student Health Services**  
**For Fiscal Year 2022**

Account Code	Position Number	Name or Account Description	Months	2022 Adopted	
				Budget FTE	Amount
	7V	Miscellaneous Non Expense			150
<b>Total OOE</b>					<b>204,169</b>
<b>Total OOE by Fund</b>					
	D10303	RU Student Health			204,169
<b>Total OOE by Fund</b>					<b>204,169</b>
<b>Total FTE and Expenditures</b>				<b>13.30</b>	<b>1,421,626</b>
<b>Total FTE and Expenditures by Fund</b>					
	A2000	GU General Fees Fund		0.95	107,610
	D10303	RU Student Health		12.35	1,314,016
<b>Total FTE and Expenditures by Fund</b>				<b>13.30</b>	<b>1,421,626</b>

**W.S.U ANNUAL BUDGET**  
**101975 - Military and Veteran Student Center**  
**For Fiscal Year 2022**

Account Code	Position Number	Name or Account Description	Months	2022 Adopted	
				Budget FTE	Amount
<b>USS SALARIES</b>					
<b>1000 USS Salaries-Permanent</b>					
<b>Total USS Salaries</b>				-	-
<b>Total USS Salaries by Fund</b>					
<b>Total USS Salaries by Fund</b>				-	-
<b>UNCLASSIFIED SALARIES</b>					
<b>1100 Unclassified Salaries-Permanent (Including 1105 - Stipend)</b>					
997061		Director of Military and Veteran Services Burks, Larry	12	1.00	49,228
997449		Military and Veteran's Services Benefits Coordinator Marzolf, Brady	12	1.00	39,000
1115		Unclassified Salaries-Add'l Comp			2,500
<b>Total Unclassified Salaries</b>				<b>2.00</b>	<b>90,728</b>
<b>Total Unclassified Salaries by Fund</b>					
A0003		GU State General Fund		1.00	49,228
A2000		GU General Fees Fund		1.00	41,500
<b>Total Unclassified Salaries by Fund</b>				<b>2.00</b>	<b>90,728</b>
<b>STUDENT ASSISTANTS AND BENEFITS</b>					
1200		Student Salaries-Regular			5,000
1690		Shrinkage			(2,561)
1760		State Leave Pymt Assessment			633
1830		Regents Retirement			7,714
1850		TIAA Disability			908
1911		Medicare			1,317
1912		OASDI			5,626
1970		Workers Compensation			297
1980		Unemployment Compensation			78
<b>Total Students and Fringe Benefits</b>					<b>19,012</b>
<b>Total Students and Fringe Benefits by Fund</b>					
A0003		GU State General Fund			7,635
A2000		GU General Fees Fund			11,377
<b>Total Students and Fringe Benefits</b>					<b>19,012</b>
<b>Total Salaries and Fringe Benefits</b>				<b>2.00</b>	<b>109,740</b>
<b>Total Salaries and Fringe Benefits by Fund</b>					
A0003		GU State General Fund		1.00	56,863
A2000		GU General Fees Fund		1.00	52,877
<b>Total Salaries and Fringe Benefits</b>				<b>2.00</b>	<b>109,740</b>
<b>OTHER OPERATING EXPENDITURES (OOE)</b>					
7C		Contractual Services			20,674
7F		Commodities			2,500
7H		Capital Outlay			3,897
<b>Total OOE</b>					<b>27,071</b>
<b>Total OOE by Fund</b>					
A2000		GU General Fees Fund			11,274

**W.S.U ANNUAL BUDGET**  
**101975 - Military and Veteran Student Center**  
**For Fiscal Year 2022**

Account Code	Position Number	Name or Account Description	Months	2022 Adopted	
				Budget FTE	Amount
	D10282	RU Veteran's Certification			5,500
	D10686	RU Military & Veteran Student Ctr			10,297
		<b>Total OOE by Fund</b>			<b>27,071</b>
		<b>Total FTE and Expenditures</b>		<b>2.00</b>	<b>136,811</b>
<b>Total FTE and Expenditures by Fund</b>					
	A0003	GU State General Fund		1.00	56,863
	A2000	GU General Fees Fund		1.00	64,151
	D10282	RU Veteran's Certification		-	5,500
	D10686	RU Military & Veteran Student Ctr		-	10,297
		<b>Total FTE and Expenditures by Fund</b>		<b>2.00</b>	<b>136,811</b>



**W.S.U ANNUAL BUDGET  
102217 - Leadership Strengths  
For Fiscal Year 2022**

Account Code	Position Number	Name or Account Description	Months	2022 Adopted	
				Budget FTE	Amount
<b>USS SALARIES</b>					
<b>1000 USS Salaries-Permanent</b>					
<b>Total USS Salaries</b>				-	-
<b>Total USS Salaries by Fund</b>					
<b>Total USS Salaries by Fund</b>				-	-
<b>UNCLASSIFIED SALARIES</b>					
<b>1100 Unclassified Salaries-Permanent (Including 1105 - Stipend)</b>					
1140 Grad Assistants-Other				-	-
<b>Total Unclassified Salaries</b>				-	-
<b>Total Unclassified Salaries by Fund</b>					
D11596		RU Leadership Strengths		-	-
<b>Total Unclassified Salaries by Fund</b>				-	-
<b>STUDENT ASSISTANTS AND BENEFITS</b>					
1760 State Leave Pymt Assessment				-	-
1970 Workers Compensation				-	-
1980 Unemployment Compensation				-	-
<b>Total Students and Fringe Benefits</b>				-	-
<b>Total Students and Fringe Benefits by Fund</b>					
D11596		RU Leadership Strengths		-	-
<b>Total Students and Fringe Benefits</b>				-	-
<b>Total Salaries and Fringe Benefits</b>				-	-
<b>Total Salaries and Fringe Benefits by Fund</b>					
D11596		RU Leadership Strengths		-	-
<b>Total Salaries and Fringe Benefits</b>				-	-
<b>OTHER OPERATING EXPENDITURES (OOE)</b>					
7C Contractual Services				2,000	2,000
7F Commodities				20,700	20,700
<b>Total OOE</b>				<b>22,700</b>	<b>22,700</b>
<b>Total OOE by Fund</b>					
D11596		RU Leadership Strengths		22,700	22,700
<b>Total OOE by Fund</b>				<b>22,700</b>	<b>22,700</b>
<b>Total FTE and Expenditures</b>				-	<b>22,700</b>
<b>Total FTE and Expenditures by Fund</b>					
D11596		RU Leadership Strengths		-	22,700
<b>Total FTE and Expenditures by Fund</b>				-	<b>22,700</b>

**W.S.U ANNUAL BUDGET  
102216 - Tilford Commission  
For Fiscal Year 2022**

Account Code	Position Number	Name or Account Description	Months	2022 Adopted	
				Budget FTE	Amount
<b>USS SALARIES</b>					
<b>1000 USS Salaries-Permanent</b>					
<b>Total USS Salaries</b>				-	-
<b>Total USS Salaries by Fund</b>					
<b>Total USS Salaries by Fund</b>				-	-
<b>UNCLASSIFIED SALARIES</b>					
<b>1100 Unclassified Salaries-Permanent (Including 1105 - Stipend)</b>					
<b>Total Unclassified Salaries</b>				-	-
<b>Total Unclassified Salaries by Fund</b>					
<b>Total Unclassified Salaries by Fund</b>				-	-
<b>STUDENT ASSISTANTS AND BENEFITS</b>					
<b>Total Students and Fringe Benefits</b>				-	-
<b>Total Students and Fringe Benefits by Fund</b>					
<b>Total Students and Fringe Benefits</b>				-	-
<b>Total Salaries and Fringe Benefits</b>				-	-
<b>Total Salaries and Fringe Benefits by Fund</b>					
<b>Total Salaries and Fringe Benefits</b>				-	-
<b>OTHER OPERATING EXPENDITURES (OOE)</b>					
7C Contractual Services				12,281	
7F Commodities				1,300	
<b>Total OOE</b>				<b>13,581</b>	
<b>Total OOE by Fund</b>					
D11565 RU Tilford Commission				13,581	
<b>Total OOE by Fund</b>				<b>13,581</b>	
<b>Total FTE and Expenditures</b>				-	<b>13,581</b>
<b>Total FTE and Expenditures by Fund</b>					
D11565 RU Tilford Commission				-	13,581
<b>Total FTE and Expenditures by Fund</b>				-	<b>13,581</b>

**W.S.U ANNUAL BUDGET**  
**102420 - ROTC**  
**For Fiscal Year 2022**

Account Code	Position Number	Name or Account Description	Months	2022 Adopted	
				Budget FTE	Amount
<b>USS SALARIES</b>					
<b>1000 USS Salaries-Permanent</b>					
<b>Total USS Salaries</b>				-	-
<b>Total USS Salaries by Fund</b>					
<b>Total USS Salaries by Fund</b>				-	-
<b>UNCLASSIFIED SALARIES</b>					
<b>1100 Unclassified Salaries-Permanent (Including 1105 - Stipend)</b>					
993028		Administrative Assistant Gomez, David	12	1.00	32,573
<i>This position is fully funded from restricted use sources.</i>					
<b>Total Unclassified Salaries</b>				<b>1.00</b>	<b>32,573</b>
<b>Total Unclassified Salaries by Fund</b>					
D11531		Army ROTC		1.00	32,573
<b>Total Unclassified Salaries by Fund</b>				<b>1.00</b>	<b>32,573</b>
<b>STUDENT ASSISTANTS AND BENEFITS</b>					
1760		State Leave Pymt Assessment			215
1830		Regents Retirement			2,769
1850		TIAA Disability			326
1911		Medicare			469
1912		OASDI			2,006
1950		Single Group Health Insurance			7,837
1970		Workers Compensation			101
1980		Unemployment Compensation			26
<b>Total Students and Fringe Benefits</b>					<b>13,749</b>
<b>Total Students and Fringe Benefits by Fund</b>					
D11531		Army ROTC			13,749
<b>Total Students and Fringe Benefits</b>					<b>13,749</b>
<b>Total Salaries and Fringe Benefits</b>				<b>1.00</b>	<b>46,322</b>
<b>Total Salaries and Fringe Benefits by Fund</b>					
D11531		Army ROTC		1.00	46,322
<b>Total Salaries and Fringe Benefits</b>				<b>1.00</b>	<b>46,322</b>
<b>OTHER OPERATING EXPENDITURES (OOE)</b>					
7C		Contractual Services			9,430
7F		Commodities			6,700
<b>Total OOE</b>					<b>16,130</b>
<b>Total OOE by Fund</b>					
A2000		GU General Fees Fund			10,000
D11531		Army ROTC			6,130
<b>Total OOE by Fund</b>					<b>16,130</b>
<b>Total FTE and Expenditures</b>				<b>1.00</b>	<b>62,452</b>
<b>Total FTE and Expenditures by Fund</b>					
A2000		GU General Fees Fund		-	10,000
D11531		Army ROTC		1.00	52,452

**W.S.U ANNUAL BUDGET  
102420 - ROTC  
For Fiscal Year 2022**

Account Code	Position Number	Name or Account Description	Months	2022 Adopted	
				Budget FTE	Amount
<b>Total FTE and Expenditures by Fund</b>				<b>1.00</b>	<b>62,452</b>

**W.S.U ANNUAL BUDGET**  
**101908 - Counseling Services**  
**For Fiscal Year 2022**

Account Code	Position Number	Name or Account Description	Months	2022 Adopted	
				Budget FTE	Amount
<b>USS SALARIES</b>					
<b>1000 USS Salaries-Permanent</b>					
1020		USS Salaries-OT		-	2,000
		<b>Total USS Salaries</b>		<b>-</b>	<b>2,000</b>
<b>Total USS Salaries by Fund</b>					
D10294		RU Counseling Services		-	2,000
		<b>Total USS Salaries by Fund</b>		<b>-</b>	<b>2,000</b>
<b>UNCLASSIFIED SALARIES</b>					
<b>1100 Unclassified Salaries-Permanent (Including 1105 - Stipend)</b>					
995266		Assistant Vice President, Student Affairs, Wellness Provines, Jessica	12	1.00	116,725
		<i>This position is fully funded from restricted use sources.</i>			
995267		Senior Administrative Assistant Santiago, Annette	12	0.75	27,924
997405		Staff Psychologist Grossnicklaus, Jessica	12	1.00	70,000
997526		Assistant Director, Counseling & Prevention Services, Prevention & Outreach Director Young, Marci	12	1.00	81,200
		<i>This position is fully funded from restricted use sources.</i>			
997692		Psychologist Jackson, Selena	12	1.00	71,050
998109		Psychology Intern Schindler, Jessica	12	1.00	24,378
998110		Psychology Intern Rowen, Kevin	12	1.00	24,378
998168		Assistant Director, Counseling & Prevention Services, Training Director of Training Lohman, Erin	12	1.00	81,200
998549		Associate Director, Counseling & Prevention Services, Clinical Director Leonard, Christopher	12	1.00	96,425
998551		Psychologist Backer-Fulghum, Lindsey	12	1.00	71,050
999889		Psychologist, Athlete Mental Health Coordinator Ward, Brianna	12	1.00	70,000
		<i>This position is fully funded from restricted use sources.</i>			
1110		Uncl-Salaries-Seasonal and Temp			152,286
		<b>Total Unclassified Salaries</b>		<b>10.75</b>	<b>886,615</b>

**W.S.U ANNUAL BUDGET**  
**101908 - Counseling Services**  
**For Fiscal Year 2022**

Account Code	Position Number	Name or Account Description	Months	2022 Adopted	
				Budget FTE	Amount
<b>Total Unclassified Salaries by Fund</b>					
A0003		GU State General Fund		7.75	475,449
D10294		RU Counseling Services		1.00	145,000
D11396		RU Counseling Student Fee Fund		2.00	266,166
<b>Total Unclassified Salaries by Fund</b>				<b>10.75</b>	<b>886,615</b>
<b>STUDENT ASSISTANTS AND BENEFITS</b>					
1200		Student Salaries-Regular			500
1690		Shrinkage			(14,118)
1760		State Leave Pymt Assessment			5,873
1810		KPERS Retirement			282
1830		Regents Retirement			62,425
1850		TIAA Disability			7,367
1911		Medicare			12,624
1912		OASDI			53,952
1750		Dependent Health Insurance			18,525
1950		Single Group Health Insurance			70,533
1970		Workers Compensation			2,748
1980		Unemployment Compensation			704
<b>Total Students and Fringe Benefits</b>					<b>221,415</b>
<b>Total Students and Fringe Benefits by Fund</b>					
A0003		GU State General Fund			129,463
D10294		RU Counseling Services			27,539
D11396		RU Counseling Student Fee Fund			64,413
<b>Total Students and Fringe Benefits</b>					<b>221,415</b>
<b>Total Salaries and Fringe Benefits</b>				<b>10.75</b>	<b>1,110,030</b>
<b>Total Salaries and Fringe Benefits by Fund</b>					
A0003		GU State General Fund		7.75	604,912
D10294		RU Counseling Services		1.00	174,539
D11396		RU Counseling Student Fee Fund		2.00	330,579
<b>Total Salaries and Fringe Benefits</b>				<b>10.75</b>	<b>1,110,030</b>
<b>OTHER OPERATING EXPENDITURES (OOE)</b>					
7C		Contractual Services			22,385
7F		Commodities			5,850
7H		Capital Outlay			5,049
7Z		Transfers Out			43,571
<b>Total OOE</b>					<b>76,855</b>
<b>Total OOE by Fund</b>					
A2000		GU General Fees Fund			14,252
D10294		RU Counseling Services			19,032
D11396		RU Counseling Student Fee Fund			43,571
<b>Total OOE by Fund</b>					<b>76,855</b>
<b>Total FTE and Expenditures</b>				<b>10.75</b>	<b>1,186,885</b>
<b>Total FTE and Expenditures by Fund</b>					
A0003		GU State General Fund		7.75	604,912
A2000		GU General Fees Fund		-	14,252
D10294		RU Counseling Services		1.00	193,571
D11396		RU Counseling Student Fee Fund		2.00	374,150
<b>Total FTE and Expenditures by Fund</b>				<b>10.75</b>	<b>1,186,885</b>

**W.S.U ANNUAL BUDGET**  
**102409 - Testing Services**  
**For Fiscal Year 2022**

Account Code	Position Number	Name or Account Description	Months	2022 Adopted	
				Budget FTE	Amount
<b>USS SALARIES</b>					
<b>1000 USS Salaries-Permanent</b>					
1020		USS Salaries-OT		-	1,000
<b>Total USS Salaries</b>				<b>-</b>	<b>1,000</b>
<b>Total USS Salaries by Fund</b>					
D11368		RU Testing Services		-	1,000
<b>Total USS Salaries by Fund</b>				<b>-</b>	<b>1,000</b>
<b>UNCLASSIFIED SALARIES</b>					
<b>1100 Unclassified Salaries-Permanent (Including 1105 - Stipend)</b>					
993016		Administrative Assistant Biggs, Molly	12	1.00	24,960
<i>This position is fully funded from restricted use sources.</i>					
998902		Coordinator of Testing Bailey, Kimberly	12	1.00	45,698
<i>\$9,645 of this position is funded from restricted use sources.</i>					
1110		Uncl-Salaries-Seasonal and Temp			10,000
1115		Unclassified Salaries-Add'l Comp			700
<b>Total Unclassified Salaries</b>				<b>2.00</b>	<b>81,358</b>
<b>Total Unclassified Salaries by Fund</b>					
A0003		GU State General Fund		0.79	36,053
D11368		RU Testing Services		1.21	45,305
<b>Total Unclassified Salaries by Fund</b>				<b>2.00</b>	<b>81,358</b>
<b>STUDENT ASSISTANTS AND BENEFITS</b>					
1200		Student Salaries-Regular			8,000
1690		Shrinkage			(1,361)
1760		State Leave Pymt Assessment			598
1810		KPERS Retirement			141
1830		Regents Retirement			6,067
1850		TIAA Disability			725
1911		Medicare			1,156
1912		OASDI			4,932
1750		Dependent Health Insurance			3,706
1950		Single Group Health Insurance			15,675
1970		Workers Compensation			281
1980		Unemployment Compensation			73
<b>Total Students and Fringe Benefits</b>					<b>39,993</b>
<b>Total Students and Fringe Benefits by Fund</b>					
A0003		GU State General Fund			14,379
A2000		GU General Fees Fund			7,901
D11368		RU Testing Services			17,713
<b>Total Students and Fringe Benefits</b>					<b>39,993</b>
<b>Total Salaries and Fringe Benefits</b>				<b>2.00</b>	<b>122,351</b>
<b>Total Salaries and Fringe Benefits by Fund</b>					
A0003		GU State General Fund		0.79	50,432
A2000		GU General Fees Fund		-	7,901
D11368		RU Testing Services		1.21	64,018

**W.S.U ANNUAL BUDGET**  
**102409 - Testing Services**  
**For Fiscal Year 2022**

Account Code	Position Number	Name or Account Description	Months	2022 Adopted	
				Budget FTE	Amount
<b>Total Salaries and Fringe Benefits</b>				<b>2.00</b>	<b>122,351</b>
<hr/>					
<b>OTHER OPERATING EXPENDITURES (OOE)</b>					
	7C	Contractual Services			1,300
	7F	Commodities			11,182
	7H	Capital Outlay			1,000
		<b>Total OOE</b>			<b>13,482</b>
<b>Total OOE by Fund</b>					
	D11368	RU Testing Services			13,482
		<b>Total OOE by Fund</b>			<b>13,482</b>
<b>Total FTE and Expenditures</b>				<b>2.00</b>	<b>135,833</b>
<hr/>					
<b>Total FTE and Expenditures by Fund</b>					
	A0003	GU State General Fund		0.79	50,432
	A2000	GU General Fees Fund		-	7,901
	D11368	RU Testing Services		1.21	77,500
		<b>Total FTE and Expenditures by Fund</b>		<b>2.00</b>	<b>135,833</b>



**W.S.U ANNUAL BUDGET**  
**101902 - Office of Financial Aid**  
**For Fiscal Year 2022**

Account Code	Position Number	Name or Account Description	Months	2022 Adopted	
				Budget FTE	Amount
<b>USS SALARIES</b>					
<b>1000</b>	<b>USS Salaries-Permanent</b>				
	999923	Office Manager Linder, Angela	12	1.00	44,574
	1020	USS Salaries-OT		-	200
		<b>Total USS Salaries</b>		<b>1.00</b>	<b>44,774</b>
<b>Total USS Salaries by Fund</b>					
	A0003	GU State General Fund		1.00	44,774
		<b>Total USS Salaries by Fund</b>		<b>1.00</b>	<b>44,774</b>
<b>UNCLASSIFIED SALARIES</b>					
<b>1100</b>	<b>Unclassified Salaries-Permanent (Including 1105 - Stipend)</b>				
	994039	Dataload Specialist Vacant		1.00	34,528
	994200	Program Specialist Haas, Rebecca	12	1.00	43,722
	996720	Compliance Officer Fulls, William	12	1.00	50,439
		<i>\$3,153 of this position is funded from restricted use sources.</i>			
	997471	Financial Aid Adviser Janner, Alysa	12	1.00	38,584
		<i>This position is fully funded from restricted use sources.</i>			
	997684	Associate Director Carter, Donna	12	1.00	70,748
		<i>\$3,121 of this position is funded from restricted use sources.</i>			
	997687	Financial Aid Program Specialist Kouns, Marissa	12	1.00	45,011
	997906	Associate Director Financial Aid, Systems & Eligibility Bever, Jeffrey	12	1.00	71,050
	997917	Financial Aid Counselor Thomsen, Arlene	12	1.00	43,742
	998010	Scholarship Specialist Duffy, Amanda	12	1.00	43,722
	998074	Assistant Director for Scholarships Zeorlin, Angela	12	1.00	52,019
	998188	Assistant Director of Student Services and Outreach Lockhart, Courtney	12	1.00	49,938
	998325	Financial Aid Advisor and Outreach Coordinator Pickering, Lora Lea	12	1.00	39,520

**W.S.U ANNUAL BUDGET**  
**101902 - Office of Financial Aid**  
**For Fiscal Year 2022**

Account Code	Position Number	Name or Account Description	Months	2022 Adopted	
				Budget FTE	Amount
	998436	Program Specialist Casper, Jessica	12	1.00	40,830
	998467	Financial Aid Adviser Vacant		1.00	39,562
	998520	Financial Aid Senior Adviser Porter, Karen	12	1.00	42,058
	998544	Director of Financial Aid Surender, Sheelu	12	1.00	111,650
	998552	Financial Aid Business Technology and Data Analyst Scott, Julie <i>\$5,807 of this position is funded from restricted use sources.</i>	12	1.00	62,424
	998734	Financial Aid Advisor Thach, Theodora	12	1.00	39,520
	998808	Eligibility Specialist Simpson, Sarah	12	1.00	40,810
	998912	Administrative Specialist for Scholarships Hill, Heather	12	1.00	33,301
	999575	Program Specialist Covey, Christina <i>\$5,972 of this position is funded from restricted use sources.</i>	12	1.00	39,811
	1110	Uncl-Salaries-Seasonal and Temp			1,000
	1160	Unclass Sal-OT/Comp/AHR			224
		<b>Total Unclassified Salaries</b>		<b>21.00</b>	<b>1,034,212</b>
		<b>Total Unclassified Salaries by Fund</b>			
	A0003	GU State General Fund		11.71	641,613
	A2000	GU General Fees Fund		7.94	335,963
	D10281	RU Office of Financial Aid		1.35	56,636
		<b>Total Unclassified Salaries by Fund</b>		<b>21.00</b>	<b>1,034,212</b>
<b>STUDENT ASSISTANTS AND BENEFITS</b>					
	1200	Student Salaries-Regular			4,452
	1210	Student Salaries-WS-WSU Match			14,000
	1220	Student Sal-Workstudy Federal			11,876
	1690	Shrinkage			(31,693)
	1760	State Leave Pymt Assessment			7,335
	1810	KPERS Retirement			19,101
	1830	Regents Retirement			73,822
	1850	TIAA Disability			10,797
	1911	Medicare			15,114
	1912	OASDI			64,567
	1750	Dependent Health Insurance			40,757
	1950	Single Group Health Insurance			133,232
	1970	Workers Compensation			3,430
	1980	Unemployment Compensation			871

**W.S.U ANNUAL BUDGET**  
**101902 - Office of Financial Aid**  
**For Fiscal Year 2022**

Account Code	Position Number	Name or Account Description	Months	2022 Adopted	
				Budget FTE	Amount
<b>Total Students and Fringe Benefits</b>					<b>367,661</b>
<b>Total Students and Fringe Benefits by Fund</b>					
A0003		GU State General Fund			238,955
A2000		GU General Fees Fund			96,553
D10281		RU Office of Financial Aid			20,151
R40041		Federal Work Study Program			12,002
<b>Total Students and Fringe Benefits</b>					<b>367,661</b>
<b>Total Salaries and Fringe Benefits</b>				<b>22.00</b>	<b>1,446,647</b>
<b>Total Salaries and Fringe Benefits by Fund</b>					
A0003		GU State General Fund		12.71	925,342
A2000		GU General Fees Fund		7.94	432,516
D10281		RU Office of Financial Aid		1.35	76,787
R40041		Federal Work Study Program		-	12,002
<b>Total Salaries and Fringe Benefits</b>				<b>22.00</b>	<b>1,446,647</b>
<b>OTHER OPERATING EXPENDITURES (OOE)</b>					
7C		Contractual Services			22,496
7F		Commodities			3,236
7H		Capital Outlay			1,000
<b>Total OOE</b>					<b>26,732</b>
<b>Total OOE by Fund</b>					
A2000		GU General Fees Fund			23,236
D10281		RU Office of Financial Aid			3,496
<b>Total OOE by Fund</b>					<b>26,732</b>
<b>Total FTE and Expenditures</b>				<b>22.00</b>	<b>1,473,379</b>
<b>Total FTE and Expenditures by Fund</b>					
A0003		GU State General Fund		12.71	925,342
A2000		GU General Fees Fund		7.94	455,752
D10281		RU Office of Financial Aid		1.35	80,283
R40041		Federal Work Study Program		-	12,002
<b>Total FTE and Expenditures by Fund</b>				<b>22.00</b>	<b>1,473,379</b>

**W.S.U ANNUAL BUDGET**  
**108106 - Federal Work Study Program Admin**  
**For Fiscal Year 2022**

Account Code	Position Number	Name or Account Description	Months	2022 Adopted	
				Budget FTE	Amount
<b>USS SALARIES</b>					
<b>1000 USS Salaries-Permanent</b>					
<b>Total USS Salaries</b>				-	-
<b>Total USS Salaries by Fund</b>					
<b>Total USS Salaries by Fund</b>				-	-
<b>UNCLASSIFIED SALARIES</b>					
<b>1100 Unclassified Salaries-Permanent (Including 1105 - Stipend)</b>					
<b>Total Unclassified Salaries</b>				-	-
<b>Total Unclassified Salaries by Fund</b>					
<b>Total Unclassified Salaries by Fund</b>				-	-
<b>STUDENT ASSISTANTS AND BENEFITS</b>					
<b>Total Students and Fringe Benefits</b>				-	-
<b>Total Students and Fringe Benefits by Fund</b>					
<b>Total Students and Fringe Benefits</b>				-	-
<b>Total Salaries and Fringe Benefits</b>				-	-
<b>Total Salaries and Fringe Benefits by Fund</b>					
<b>Total Salaries and Fringe Benefits</b>				-	-
<b>OTHER OPERATING EXPENDITURES (OOE)</b>					
7C		Contractual Services			59,396
<b>Total OOE</b>					<b>59,396</b>
<b>Total OOE by Fund</b>					
R40041		Federal Work Study Program			59,396
<b>Total OOE by Fund</b>					<b>59,396</b>
<b>Total FTE and Expenditures</b>				-	<b>59,396</b>
<b>Total FTE and Expenditures by Fund</b>					
R40041		Federal Work Study Program		-	59,396
<b>Total FTE and Expenditures by Fund</b>				-	<b>59,396</b>

**W.S.U ANNUAL BUDGET**  
**108205 - WSU Foundation - Work Study**  
**For Fiscal Year 2022**

Account Code	Position Number	Name or Account Description	Months	2022 Adopted	
				Budget FTE	Amount
<b>USS SALARIES</b>					
<b>1000 USS Salaries-Permanent</b>					
<b>Total USS Salaries</b>				-	-
<b>Total USS Salaries by Fund</b>					
<b>Total USS Salaries by Fund</b>				-	-
<b>UNCLASSIFIED SALARIES</b>					
<b>1100 Unclassified Salaries-Permanent (Including 1105 - Stipend)</b>					
<b>Total Unclassified Salaries</b>				-	-
<b>Total Unclassified Salaries by Fund</b>					
<b>Total Unclassified Salaries by Fund</b>				-	-
<b>STUDENT ASSISTANTS AND BENEFITS</b>					
1210		Student Salaries-WS-WSU Match			2,535
1220		Student Sal-Workstudy Federal			7,520
1760		State Leave Pymt Assessment			67
1970		Workers Compensation			32
1980		Unemployment Compensation			10
<b>Total Students and Fringe Benefits</b>				-	<b>10,164</b>
<b>Total Students and Fringe Benefits by Fund</b>					
D10862		RU WSU Foundation - Work Study			2,563
R40041		Federal Work Study Program			7,601
<b>Total Students and Fringe Benefits</b>				-	<b>10,164</b>
<b>Total Salaries and Fringe Benefits</b>				-	<b>10,164</b>
<b>Total Salaries and Fringe Benefits by Fund</b>					
D10862		RU WSU Foundation - Work Study		-	2,563
R40041		Federal Work Study Program		-	7,601
<b>Total Salaries and Fringe Benefits</b>				-	<b>10,164</b>
<b>OTHER OPERATING EXPENDITURES (OOE)</b>					
<b>Total OOE</b>				-	-
<b>Total OOE by Fund</b>					
<b>Total OOE by Fund</b>				-	-
<b>Total FTE and Expenditures</b>				-	<b>10,164</b>
<b>Total FTE and Expenditures by Fund</b>					
D10862		RU WSU Foundation - Work Study		-	2,563
R40041		Federal Work Study Program		-	7,601
<b>Total FTE and Expenditures by Fund</b>				-	<b>10,164</b>

**W.S.U ANNUAL BUDGET**  
**101111 - Federal Work Study Program**  
**For Fiscal Year 2022**

Account Code	Position Number	Name or Account Description	Months	2022 Adopted	
				Budget FTE	Amount
<b>USS SALARIES</b>					
<b>1000 USS Salaries-Permanent</b>					
<b>Total USS Salaries</b>				-	-
<b>Total USS Salaries by Fund</b>					
<b>Total USS Salaries by Fund</b>				-	-
<b>UNCLASSIFIED SALARIES</b>					
<b>1100 Unclassified Salaries-Permanent (Including 1105 - Stipend)</b>					
<b>Total Unclassified Salaries</b>				-	-
<b>Total Unclassified Salaries by Fund</b>					
<b>Total Unclassified Salaries by Fund</b>				-	-
<b>STUDENT ASSISTANTS AND BENEFITS</b>					
<b>Total Students and Fringe Benefits</b>				-	-
<b>Total Students and Fringe Benefits by Fund</b>					
<b>Total Students and Fringe Benefits</b>				-	-
<b>Total Salaries and Fringe Benefits</b>				-	-
<b>Total Salaries and Fringe Benefits by Fund</b>					
<b>Total Salaries and Fringe Benefits</b>				-	-
<b>OTHER OPERATING EXPENDITURES (OOE)</b>					
7Z Transfers Out				138,000	
<b>Total OOE</b>				<b>138,000</b>	
<b>Total OOE by Fund</b>					
R40041		Federal Work Study Program		138,000	
<b>Total OOE by Fund</b>				<b>138,000</b>	
<b>Total FTE and Expenditures</b>				-	<b>138,000</b>
<b>Total FTE and Expenditures by Fund</b>					
R40041		Federal Work Study Program		-	138,000
<b>Total FTE and Expenditures by Fund</b>				-	<b>138,000</b>

**W.S.U ANNUAL BUDGET**  
**108115 - Kansas Career Work Study Program**  
**For Fiscal Year 2022**

Account Code	Position Number	Name or Account Description	Months	2022 Adopted	
				Budget FTE	Amount
<b>USS SALARIES</b>					
<b>1000 USS Salaries-Permanent</b>					
<b>Total USS Salaries</b>				-	-
<b>Total USS Salaries by Fund</b>					
<b>Total USS Salaries by Fund</b>				-	-
<b>UNCLASSIFIED SALARIES</b>					
<b>1100 Unclassified Salaries-Permanent (Including 1105 - Stipend)</b>					
<b>Total Unclassified Salaries</b>				-	-
<b>Total Unclassified Salaries by Fund</b>					
<b>Total Unclassified Salaries by Fund</b>				-	-
<b>STUDENT ASSISTANTS AND BENEFITS</b>					
1200		Student Salaries-Regular			4,500
1760		State Leave Pymt Assessment			30
1970		Workers Compensation			14
1980		Unemployment Compensation			4
<b>Total Students and Fringe Benefits</b>				-	<b>4,548</b>
<b>Total Students and Fringe Benefits by Fund</b>					
R10618		KS Career Work Study Program			4,548
<b>Total Students and Fringe Benefits</b>				-	<b>4,548</b>
<b>Total Salaries and Fringe Benefits</b>				-	<b>4,548</b>
<b>Total Salaries and Fringe Benefits by Fund</b>					
R10618		KS Career Work Study Program		-	4,548
<b>Total Salaries and Fringe Benefits</b>				-	<b>4,548</b>
<b>OTHER OPERATING EXPENDITURES (OOE)</b>					
7C		Contractual Services			4,000
7L		Grants Claims & Shared Revenue			70,000
<b>Total OOE</b>				-	<b>74,000</b>
<b>Total OOE by Fund</b>					
R10618		KS Career Work Study Program			74,000
<b>Total OOE by Fund</b>				-	<b>74,000</b>
<b>Total FTE and Expenditures</b>				-	<b>78,548</b>
<b>Total FTE and Expenditures by Fund</b>					
R10618		KS Career Work Study Program		-	78,548
<b>Total FTE and Expenditures by Fund</b>				-	<b>78,548</b>

**W.S.U ANNUAL BUDGET**  
**108201 - Rhatigan Student Center -Workstudy**  
**For Fiscal Year 2022**

Account Code	Position Number	Name or Account Description	Months	2022 Adopted	
				Budget FTE	Amount
<b>USS SALARIES</b>					
<b>1000 USS Salaries-Permanent</b>					
<b>Total USS Salaries</b>				-	-
<b>Total USS Salaries by Fund</b>					
<b>Total USS Salaries by Fund</b>				-	-
<b>UNCLASSIFIED SALARIES</b>					
<b>1100 Unclassified Salaries-Permanent (Including 1105 - Stipend)</b>					
<b>Total Unclassified Salaries</b>				-	-
<b>Total Unclassified Salaries by Fund</b>					
<b>Total Unclassified Salaries by Fund</b>				-	-
<b>STUDENT ASSISTANTS AND BENEFITS</b>					
1210		Student Salaries-WS-WSU Match			1,267
1220		Student Sal-Workstudy Federal			3,759
1760		State Leave Pymt Assessment			34
1970		Workers Compensation			16
1980		Unemployment Compensation			6
<b>Total Students and Fringe Benefits</b>				-	<b>5,082</b>
<b>Total Students and Fringe Benefits by Fund</b>					
D10290		RU RSC Work Study			1,282
R40041		Federal Work Study Program			3,800
<b>Total Students and Fringe Benefits</b>				-	<b>5,082</b>
<b>Total Salaries and Fringe Benefits</b>				-	<b>5,082</b>
<b>Total Salaries and Fringe Benefits by Fund</b>					
D10290		RU RSC Work Study		-	1,282
R40041		Federal Work Study Program		-	3,800
<b>Total Salaries and Fringe Benefits</b>				-	<b>5,082</b>
<b>OTHER OPERATING EXPENDITURES (OOE)</b>					
<b>Total OOE</b>				-	-
<b>Total OOE by Fund</b>					
<b>Total OOE by Fund</b>				-	-
<b>Total FTE and Expenditures</b>				-	<b>5,082</b>
<b>Total FTE and Expenditures by Fund</b>					
D10290		RU RSC Work Study		-	1,282
R40041		Federal Work Study Program		-	3,800
<b>Total FTE and Expenditures by Fund</b>				-	<b>5,082</b>



**W.S.U ANNUAL BUDGET**  
**102120 - Intercollegiate Athletics**  
**For Fiscal Year 2022**

Account Code	Position Number	Name or Account Description	Months	2022 Adopted	
				Budget FTE	Amount
<b>USS SALARIES</b>					
<b>1000 USS Salaries-Permanent</b>					
<b>Total USS Salaries</b>				-	-
<b>Total USS Salaries by Fund</b>					
<b>Total USS Salaries by Fund</b>				-	-
<b>UNCLASSIFIED SALARIES</b>					
<b>1100 Unclassified Salaries-Permanent (Including 1105 - Stipend)</b>					
993549		Assistant Athletic Director Health and Wellness Wilkinson, Hannah <i>This position is fully funded from restricted use sources.</i>	12	1.00	56,384
993569		Director of Softball Operations Derrico, Laurie <i>This position is fully funded from restricted use sources.</i>	12	1.00	35,568
993572		Assistant Director of Communications Anderson, Ryan <i>This position is fully funded from restricted use sources.</i>	12	1.00	35,568
995647		Director of Human Resources of ICAA Kistler, Jania <i>\$29,354 of this position is funded from restricted use sources.</i>	12	1.00	60,000
995702		Digital Media Coordinator Wright, Marcus <i>This position is fully funded from restricted use sources.</i>	12	1.00	42,000
997319		Assistant Coach Men's Golf Vacant <i>This position is fully funded from restricted use sources.</i>		1.00	40,000
997330		Associate Head Coach or Women's Basketball Laskowska, Ewa	12	1.00	150,855
997333		Assistant Coach of Women's Basketball Bagley, Kelli	12	1.00	77,000
997336		Assistant Coach Women's Basketball Nichols, Chester	12	1.00	100,000
997580		Head Coach of Softball Bredbenner, Kristina	12	1.00	129,792
997619		Senior Associate Athletics Director and Senior Women's Administrator Vacant		1.00	116,198
997625		Head Coach of Volleyball Lamb, Christopher	12	1.00	197,050

**W.S.U ANNUAL BUDGET**  
**102120 - Intercollegiate Athletics**  
**For Fiscal Year 2022**

Account Code	Position Number	Name or Account Description	Months	2022 Adopted	
				Budget FTE	Amount
997626	Director of Athletics Boatright, Darron	12	1.00	254,925	
	<i>\$84,406 of this position is funded from restricted use sources.</i>				
997686	Associate Athletic Director Tickets Wilkins, Russell	12	1.00	66,313	
997688	Head Coach of Women's Golf McCurdy, Thomas	12	1.00	62,430	
997689	Assistant Coach of Softball Economon, Elizabeth	12	1.00	67,500	
997743	Assistant Strength and Conditioning Coach Bayliff, Garrett	12	1.00	50,000	
	<i>This position is fully funded from restricted use sources.</i>				
997778	Head Coach of Men's Golf Easterling, Justin	12	1.00	60,000	
997810	Head Coach of Track & Field Rainbolt, G	12	1.00	140,972	
997837	Head Coach Women's Basketball Adams, Keitha	12	1.00	354,332	
	<i>This position is fully funded from restricted use sources.</i>				
997890	Senior Associate Athletic Director for Business Operations Klitzke, Rege	12	1.00	115,386	
997957	Head Coach Women's Tennis Foster, Colin	12	1.00	89,989	
998013	Manager Department Business Berger, Tyra	12	1.00	48,000	
998349	Director of Marketing and Fan Engagement McIntyre, Reginald	12	1.00	43,696	
998385	Head Coach for Cross Country/Assistant Coach for Track & Field Hunter, Kirk	12	1.00	59,767	
998405	Director of Creative Services and Branding Knight, Kayla	12	1.00	50,979	
998417	Director of Development Johnson, Alex	12	1.00	52,605	
998502	Assistant Coach of Softball Vacant		1.00	45,277	
998841	Assistant Coach of Women's Golf				

**W.S.U ANNUAL BUDGET**  
**102120 - Intercollegiate Athletics**  
**For Fiscal Year 2022**

Account Code	Position Number	Name or Account Description	Months	2022 Adopted	
				Budget FTE	Amount
		Heinen, Alejandra	12	1.00	35,568
1110		Uncl-Salaries-Seasonal and Temp			15,600
1115		Unclassified Salaries-Add'l Comp			46,000
1140		Grad Assistants-Other			28,160
<b>Total Unclassified Salaries</b>				<b>29.00</b>	<b>2,727,914</b>
<b>Total Unclassified Salaries by Fund</b>					
A2000		GU General Fees Fund		21.18	1,938,702
D10001		RU Intercollegiate Athletics		7.82	789,212
<b>Total Unclassified Salaries by Fund</b>				<b>29.00</b>	<b>2,727,914</b>
<b>STUDENT ASSISTANTS AND BENEFITS</b>					
1210		Student Salaries-WS-WSU Match			867
1220		Student Sal-Workstudy Federal			2,572
1690		Shrinkage			(55,092)
1760		State Leave Pymt Assessment			18,041
1830		Regents Retirement			211,045
1850		TIAA Disability			26,851
1911		Medicare			38,382
1912		OASDI			140,629
1750		Dependent Health Insurance			44,460
1950		Single Group Health Insurance			156,740
1970		Workers Compensation			8,429
1980		Unemployment Compensation			2,159
<b>Total Students and Fringe Benefits</b>					<b>595,083</b>
<b>Total Students and Fringe Benefits by Fund</b>					
A2000		GU General Fees Fund			422,145
D10001		RU Intercollegiate Athletics			170,338
R40041		Federal Work Study Program			2,600
<b>Total Students and Fringe Benefits</b>					<b>595,083</b>
<b>Total Salaries and Fringe Benefits</b>				<b>29.00</b>	<b>3,322,997</b>
<b>Total Salaries and Fringe Benefits by Fund</b>					
A2000		GU General Fees Fund		21.18	2,360,847
D10001		RU Intercollegiate Athletics		7.82	959,550
R40041		Federal Work Study Program		-	2,600
<b>Total Salaries and Fringe Benefits</b>				<b>29.00</b>	<b>3,322,997</b>
<b>OTHER OPERATING EXPENDITURES (OOE)</b>					
7V		Miscellaneous Non Expense			3,779,224
<b>Total OOE</b>					<b>3,779,224</b>
<b>Total OOE by Fund</b>					
D10001		RU Intercollegiate Athletics			3,779,224
<b>Total OOE by Fund</b>					<b>3,779,224</b>
<b>Total FTE and Expenditures</b>				<b>29.00</b>	<b>7,102,221</b>
<b>Total FTE and Expenditures by Fund</b>					
A2000		GU General Fees Fund		21.18	2,360,847
D10001		RU Intercollegiate Athletics		7.82	4,738,774
R40041		Federal Work Study Program		-	2,600
<b>Total FTE and Expenditures by Fund</b>				<b>29.00</b>	<b>7,102,221</b>

**W.S.U ANNUAL BUDGET**  
**101911 - Undergraduate Admissions**  
**For Fiscal Year 2022**

Account Code	Position Number	Name or Account Description	Months	2022 Adopted	
				Budget FTE	Amount
<b>USS SALARIES</b>					
<b>1000 USS Salaries-Permanent</b>					
	999942	Senior Admin Specialist Temple, Patricia	12	1.00	35,485
1010	USS Salaries-Temp			-	9,764
1020	USS Salaries-OT			-	1,200
<b>Total USS Salaries</b>				<b>1.00</b>	<b>46,449</b>
<b>Total USS Salaries by Fund</b>					
A0003	GU State General Fund			1.00	46,449
<b>Total USS Salaries by Fund</b>				<b>1.00</b>	<b>46,449</b>
<b>UNCLASSIFIED SALARIES</b>					
<b>1100 Unclassified Salaries-Permanent (Including 1105 - Stipend)</b>					
	992997	Diversity Recruiter Ortega, Lizeth	12	1.00	35,006
<i>This position is fully funded from restricted use sources.</i>					
	994014	Administrative Assistant Pittman, Emily	12	1.00	27,810
	994515	Admission Officer Redetzke, Ashley	12	1.00	31,990
	995083	Kansas City Missouri Regional Admissions Representative Duncan, Jill	12	1.00	44,138
	995453	Visit Experience Coordinator Vacant		1.00	32,011
	995602	Houston Regional Admissions Representative Zecchin, Matthew	12	1.00	43,992
	996750	Oklahoma Regional Admissions Representative Bennett, Jerome	12	1.00	41,642
	996754	Dallas Regional Admissions Representative Cralle, Chandra	12	1.00	44,158
	996924	Business Manager & Assistant to Director Dolan, Samantha	12	1.00	40,600
	997234	Kansas City Admissions Representative Bolar, Dana	12	1.00	44,158
	997364	Assistant Director of Admissions Jasso, Kayla	12	1.00	54,000
	997521	Senior Administrative Specialist Portley, Lucille	12	1.00	33,883
	997664	Admissions Representative			

**W.S.U ANNUAL BUDGET**  
**101911 - Undergraduate Admissions**  
**For Fiscal Year 2022**

Account Code	Position Number	Name or Account Description	Months	2022 Adopted	
				Budget FTE	Amount
		Castaneda Alonso, Jose	12	1.00	35,506
	997763	Outreach Coordinator Vacant		1.00	32,510
	997792	Assistant Vice President for Strategic Enrollment Management Gandu, Sreekanth	12	1.00	121,800
	997795	Senior Community College Coordinator Hoelting, Neal	12	1.00	58,365
	997804	Associate Director of Admissions Harmon, Amanda	12	1.00	64,305
	997816	Senior Associate Director of Admissions Hamilton, Aaron	12	1.00	73,756
	997863	Associate Director of Admissions Cozine, April	12	1.00	64,321
	997883	Regional Recruitment Manager Miller, Kaycee	12	1.00	44,500
	997910	Admissions Representative Dixon, Anna	12	1.00	34,507
	997911	Assistant Director of Admissions Steinkamp, Chad	12	1.00	54,810
	997938	Associate Director of Admissions Park, Tera	12	1.00	58,500
	998015	Marketing and Event Coordinator Atteberry, Faith	12	1.00	32,011
	998028	Visit Experience Coordinator Williams, Terrance	12	1.00	32,510
	998078	Visit Experience Coordinator Myers, Erin	12	1.00	32,510
	998466	Admissions Representative Vacant		1.00	36,005
	998501	Admissions Representative Vacant	12	1.00	34,507
	998573	Event Coordinator and SAS Advisor Brill, Sarah	12	1.00	35,027
	998581	Digital Media Strategist Liby, Julian	12	1.00	35,547

**W.S.U ANNUAL BUDGET**  
**101911 - Undergraduate Admissions**  
**For Fiscal Year 2022**

Account Code	Position Number	Name or Account Description	Months	2022 Adopted	
				Budget FTE	Amount
	998645	Communication Engagement Specialist Smith, Lane	12	1.00	35,006
	998696	Enrollment Coordinator Vo, Maria	12	1.00	37,003
	998819	Senior Administrative Specialist Garcia, Laura	12	1.00	33,862
	998820	Senior Administrative Specialist Vacant		1.00	33,883
	998831	Admissions Data Specialist Houk, Laurel	12	1.00	32,011
	998832	Mailroom Communication Manager Rupp, John	12	1.00	35,526
	999031	Transfer Specialist Petersen, Justin <i>This position is fully funded from restricted use sources.</i>	12	1.00	40,622
	999592	Application & Data Manager Ternes, Michelle	12	1.00	42,016
	1110	Uncl-Salaries-Seasonal and Temp			724
		<b>Total Unclassified Salaries</b>		<b>38.00</b>	<b>1,645,042</b>
		<b>Total Unclassified Salaries by Fund</b>			
	A0003	GU State General Fund		19.00	889,589
	A2000	GU General Fees Fund		17.00	679,825
	D10283	RU Undergraduate Admissions		2.00	75,629
		<b>Total Unclassified Salaries by Fund</b>		<b>38.00</b>	<b>1,645,042</b>
<b>STUDENT ASSISTANTS AND BENEFITS</b>					
	1200	Student Salaries-Regular			62,479
	1210	Student Salaries-WS-WSU Match			5,000
	1220	Student Sal-Workstudy Federal			14,846
	1690	Shrinkage			(50,166)
	1760	State Leave Pymt Assessment			11,730
	1810	KPERS Retirement			19,228
	1830	Regents Retirement			119,878
	1850	TIAA Disability			16,833
	1911	Medicare			24,047
	1912	OASDI			102,757
	1750	Dependent Health Insurance			29,640
	1752	Healthy Kids Health Insurance			-
	1950	Single Group Health Insurance			227,273
	1970	Workers Compensation			5,490
	1980	Unemployment Compensation			1,414
		<b>Total Students and Fringe Benefits</b>			<b>590,449</b>
		<b>Total Students and Fringe Benefits by Fund</b>			
	A0003	GU State General Fund			322,313
	A2000	GU General Fees Fund			211,401

**W.S.U ANNUAL BUDGET**  
**101911 - Undergraduate Admissions**  
**For Fiscal Year 2022**

Account Code	Position Number	Name or Account Description	Months	2022 Adopted	
				Budget FTE	Amount
	D10283	RU Undergraduate Admissions			41,732
	R40041	Federal Work Study Program			15,002
		<b>Total Students and Fringe Benefits</b>			<b>590,449</b>
		<b>Total Salaries and Fringe Benefits</b>		<b>39.00</b>	<b>2,281,940</b>
		<b>Total Salaries and Fringe Benefits by Fund</b>			
	A0003	GU State General Fund		20.00	1,258,351
	A2000	GU General Fees Fund		17.00	891,226
	D10283	RU Undergraduate Admissions		2.00	117,361
	R40041	Federal Work Study Program		-	15,002
		<b>Total Salaries and Fringe Benefits</b>		<b>39.00</b>	<b>2,281,940</b>
<b>OTHER OPERATING EXPENDITURES (OOE)</b>					
	7C	Contractual Services			496,723
	7F	Commodities			46,163
	7H	Capital Outlay			6,064
		<b>Total OOE</b>			<b>548,950</b>
		<b>Total OOE by Fund</b>			
	A2000	GU General Fees Fund			335,673
	D10283	RU Undergraduate Admissions			213,277
		<b>Total OOE by Fund</b>			<b>548,950</b>
		<b>Total FTE and Expenditures</b>		<b>39.00</b>	<b>2,830,890</b>
		<b>Total FTE and Expenditures by Fund</b>			
	A0003	GU State General Fund		20.00	1,258,351
	A2000	GU General Fees Fund		17.00	1,226,899
	D10283	RU Undergraduate Admissions		2.00	330,638
	R40041	Federal Work Study Program		-	15,002
		<b>Total FTE and Expenditures by Fund</b>		<b>39.00</b>	<b>2,830,890</b>

**W.S.U ANNUAL BUDGET**  
**101912 - Registrar's Office**  
**For Fiscal Year 2022**

Account Code	Position Number	Name or Account Description	Months	2022 Adopted	
				Budget FTE	Amount
<b>USS SALARIES</b>					
<b>1000 USS Salaries-Permanent</b>					
	999935	Senior Admin Specialist Challans, Jama	12	1.00	36,400
	999948	Administrative Specialist Holcomb, Sharmon	12	1.00	43,139
1010	USS Salaries-Temp			-	3,000
1020	USS Salaries-OT			-	-
<b>Total USS Salaries</b>				<b>2.00</b>	<b>82,539</b>
<b>Total USS Salaries by Fund</b>					
A0003	GU State General Fund			2.00	79,539
D10236	RU Registrar's Office			-	3,000
<b>Total USS Salaries by Fund</b>				<b>2.00</b>	<b>82,539</b>
<b>UNCLASSIFIED SALARIES</b>					
<b>1100 Unclassified Salaries-Permanent (Including 1105 - Stipend)</b>					
	994001	Senior Administrative Assistant Cooper, Samantha	12	1.00	30,909
	994002	Records & Registration Clerk Cotton, Sonya	12	1.00	33,509
	994003	Administrative Assistant Senior Malm, Bailey	12	1.00	30,451
<i>This position is fully funded from restricted use sources.</i>					
	994005	Administrative Assistant Senior Vacant		1.00	30,514
	994006	Transfer Equivalency Assistant Pitchford, Jesse	12	1.00	30,014
	994007	Administrative Specialist Hughes, Kristi	12	1.00	35,506
	994008	Degree Audit Specialist Owens, Tia	12	1.00	34,986
<i>This position is fully funded from restricted use sources.</i>					
	994009	Administrative Specialist Slaton, Kelly	12	1.00	32,510
<i>This position is fully funded from restricted use sources.</i>					
	994011	Senior Administrative Assistant Seibel, Jessica	12	1.00	32,032
	994034	Senior Administrative Assistant Walter, Marsha	12	1.00	30,680
	994908	Senior Administrative Assistant Winsor, Garret	12	1.00	30,472



**W.S.U ANNUAL BUDGET  
101912 - Registrar's Office  
For Fiscal Year 2022**

Account Code	Position Number	Name or Account Description	Months	2022 Adopted		
				Budget FTE	Amount	
		<i>This position is fully funded from restricted use sources.</i>				
	997118	Associate Registrar Fiscus, Sally	12	1.00	59,510	
	997230	Catalog Editor and Transfer Equivalency Specialist Vincent, Virginia	12	1.00	40,019	
		<i>\$8,346 of this position is funded from restricted use sources.</i>				
	997231	Administrative Specialist Rock, Amanda	12	1.00	42,016	
	997260	Associate Registrar Archambeau, Kristina	12	1.00	58,058	
		<i>This position is fully funded from restricted use sources.</i>				
	998147	Registrar and Director of Enrollment Services Crabtree, Gina	12	1.00	135,344	
	998556	Assistant Registrar Conley, Melissa	12	1.00	42,000	
	998624	Technology Support Specialist Haetten, Michelle	12	0.50	26,010	
		<i>This position is fully funded from restricted use sources.</i>				
	998716	Senior Administrative Assistant Lazzo, Melinda	12	1.00	30,472	
	998720	Administrative Specialist Kinkor, Michael	12	1.00	31,886	
	998784	Degree Audit Programmer Macy, Seth	12	1.00	36,005	
	999214	Records and Registration Specialist Bouchard, Jessica	12	1.00	34,507	
	1110	Uncl-Salaries-Seasonal and Temp			10,000	
	1115	Unclassified Salaries-Add'l Comp			2,500	
	1160	Unclass Sal-OT/Comp/AHR			3,000	
		<b>Total Unclassified Salaries</b>		<b>21.50</b>	<b>902,910</b>	
<b>Total Unclassified Salaries by Fund</b>						
	A0003	GU State General Fund		13.79	578,095	
	A2000	GU General Fees Fund		2.00	89,982	
	D10236	RU Registrar's Office		5.71	234,834	
		<b>Total Unclassified Salaries by Fund</b>		<b>21.50</b>	<b>902,910</b>	
<b>STUDENT ASSISTANTS AND BENEFITS</b>						
	1200	Student Salaries-Regular			5,384	
	1210	Student Salaries-WS-WSU Match			833	
	1220	Student Sal-Workstudy Federal			2,473	
	1690	Shrinkage			(23,696)	

**W.S.U ANNUAL BUDGET  
101912 - Registrar's Office  
For Fiscal Year 2022**

Account Code	Position Number	Name or Account Description	Months	2022 Adopted	
				Budget FTE	Amount
1760		State Leave Pymt Assessment			6,578
1810		KPERS Retirement			23,918
1830		Regents Retirement			65,649
1850		TIAA Disability			9,739
1911		Medicare			13,863
1912		OASDI			59,222
1750		Dependent Health Insurance			25,935
1950		Single Group Health Insurance			148,904
1970		Workers Compensation			3,077
1980		Unemployment Compensation			789
<b>Total Students and Fringe Benefits</b>					<b>342,668</b>
<b>Total Students and Fringe Benefits by Fund</b>					
A0003		GU State General Fund			234,980
A2000		GU General Fees Fund			32,634
D10236		RU Registrar's Office			72,554
R40041		Federal Work Study Program			2,500
<b>Total Students and Fringe Benefits</b>					<b>342,668</b>
<b>Total Salaries and Fringe Benefits</b>				<b>23.50</b>	<b>1,328,118</b>
<b>Total Salaries and Fringe Benefits by Fund</b>					
A0003		GU State General Fund		15.79	892,614
A2000		GU General Fees Fund		2.00	122,616
D10236		RU Registrar's Office		5.71	310,388
R40041		Federal Work Study Program		-	2,500
<b>Total Salaries and Fringe Benefits</b>				<b>23.50</b>	<b>1,328,118</b>
<b>OTHER OPERATING EXPENDITURES (OOE)</b>					
7C		Contractual Services			178,550
7F		Commodities			24,200
7H		Capital Outlay			54,871
7L		Grants Claims & Shared Revenue			3,000
7V		Miscellaneous Non Expense			2,000
7Z		Transfers Out			12,500
<b>Total OOE</b>					<b>275,121</b>
<b>Total OOE by Fund</b>					
A2000		GU General Fees Fund			66,376
D10236		RU Registrar's Office			208,745
<b>Total OOE by Fund</b>					<b>275,121</b>
<b>Total FTE and Expenditures</b>				<b>23.50</b>	<b>1,603,239</b>
<b>Total FTE and Expenditures by Fund</b>					
A0003		GU State General Fund		15.79	892,614
A2000		GU General Fees Fund		2.00	188,992
D10236		RU Registrar's Office		5.71	519,133
R40041		Federal Work Study Program		-	2,500
<b>Total FTE and Expenditures by Fund</b>				<b>23.50</b>	<b>1,603,239</b>

**W.S.U ANNUAL BUDGET**  
**101915 - SA Assessment and Retention**  
**For Fiscal Year 2022**

Account Code	Position Number	Name or Account Description	Months	2022 Adopted	
				Budget FTE	Amount
<b>USS SALARIES</b>					
<b>1000 USS Salaries-Permanent</b>					
<b>Total USS Salaries</b>				-	-
<b>Total USS Salaries by Fund</b>					
<b>Total USS Salaries by Fund</b>				-	-
<b>UNCLASSIFIED SALARIES</b>					
<b>1100 Unclassified Salaries-Permanent (Including 1105 - Stipend)</b>					
993098		Social Services Coordinator & Advocate Sweet, Vaughn	12	0.75	33,750
996893		Social Services Coordinator Riley, Ashlyn <i>This position is fully funded from restricted use sources.</i>	12	1.00	45,000
997030		Student Affairs Marketing and Media Coordinator Kribs, Emily	12	1.00	40,622
1140		Grad Assistants-Other			15,000
<b>Total Unclassified Salaries</b>				<b>2.75</b>	<b>134,372</b>
<b>Total Unclassified Salaries by Fund</b>					
A2000		GU General Fees Fund		1.75	74,372
D11370		RU Student Affairs Retention		1.00	60,000
<b>Total Unclassified Salaries by Fund</b>				<b>2.75</b>	<b>134,372</b>
<b>STUDENT ASSISTANTS AND BENEFITS</b>					
1200		Student Salaries-Regular			8,282
1690		Shrinkage			(2,532)
1760		State Leave Pymt Assessment			943
1830		Regents Retirement			10,148
1850		TIAA Disability			1,195
1911		Medicare			1,699
1912		OASDI			7,265
1750		Dependent Health Insurance			2,779
1950		Single Group Health Insurance			21,552
1970		Workers Compensation			443
1980		Unemployment Compensation			115
<b>Total Students and Fringe Benefits</b>					<b>51,889</b>
<b>Total Students and Fringe Benefits by Fund</b>					
A2000		GU General Fees Fund			34,103
D11370		RU Student Affairs Retention			17,786
<b>Total Students and Fringe Benefits</b>					<b>51,889</b>
<b>Total Salaries and Fringe Benefits</b>				<b>2.75</b>	<b>186,261</b>
<b>Total Salaries and Fringe Benefits by Fund</b>					
A2000		GU General Fees Fund		1.75	108,475
D11370		RU Student Affairs Retention		1.00	77,786
<b>Total Salaries and Fringe Benefits</b>				<b>2.75</b>	<b>186,261</b>
<b>OTHER OPERATING EXPENDITURES (OE)</b>					

**W.S.U ANNUAL BUDGET**  
**101915 - SA Assessment and Retention**  
**For Fiscal Year 2022**

Account Code	Position Number	Name or Account Description	Months	2022 Adopted	
				Budget FTE	Amount
	7C	Contractual Services			24,588
	7F	Commodities			16,987
	7H	Capital Outlay			1,800
		<b>Total OOE</b>			<b>43,375</b>
<b>Total OOE by Fund</b>					
	A2000	GU General Fees Fund			8,376
	D11370	RU Student Affairs Retention			34,999
		<b>Total OOE by Fund</b>			<b>43,375</b>
		<b>Total FTE and Expenditures</b>		<b>2.75</b>	<b>229,636</b>
<b>Total FTE and Expenditures by Fund</b>					
	A2000	GU General Fees Fund		1.75	116,851
	D11370	RU Student Affairs Retention		1.00	112,785
		<b>Total FTE and Expenditures by Fund</b>		<b>2.75</b>	<b>229,636</b>

**W.S.U ANNUAL BUDGET  
101920 - University Marketing  
For Fiscal Year 2022**

Account Code	Position Number	Name or Account Description	Months	2022 Adopted	
				Budget FTE	Amount
<b>USS SALARIES</b>					
<b>1000 USS Salaries-Permanent</b>					
<b>Total USS Salaries</b>				-	-
<b>Total USS Salaries by Fund</b>					
<b>Total USS Salaries by Fund</b>				-	-
<b>UNCLASSIFIED SALARIES</b>					
<b>1100 Unclassified Salaries-Permanent (Including 1105 - Stipend)</b>					
<b>Total Unclassified Salaries</b>				-	-
<b>Total Unclassified Salaries by Fund</b>					
<b>Total Unclassified Salaries by Fund</b>				-	-
<b>STUDENT ASSISTANTS AND BENEFITS</b>					
1200		Student Salaries-Regular			12,000
1760		State Leave Pymt Assessment			80
1970		Workers Compensation			37
1980		Unemployment Compensation			10
<b>Total Students and Fringe Benefits</b>				-	<b>12,127</b>
<b>Total Students and Fringe Benefits by Fund</b>					
D10334		RU University Marketing			12,127
<b>Total Students and Fringe Benefits</b>				-	<b>12,127</b>
<b>Total Salaries and Fringe Benefits</b>				-	<b>12,127</b>
<b>Total Salaries and Fringe Benefits by Fund</b>					
D10334		RU University Marketing			12,127
<b>Total Salaries and Fringe Benefits</b>				-	<b>12,127</b>
<b>OTHER OPERATING EXPENDITURES (OOE)</b>					
7C		Contractual Services			394,411
7F		Commodities			2,350
7Z		Transfers Out			2,100
<b>Total OOE</b>				-	<b>398,861</b>
<b>Total OOE by Fund</b>					
A2000		GU General Fees Fund			246,389
D10334		RU University Marketing			152,472
<b>Total OOE by Fund</b>				-	<b>398,861</b>
<b>Total FTE and Expenditures</b>				-	<b>410,988</b>
<b>Total FTE and Expenditures by Fund</b>					
A2000		GU General Fees Fund			246,389
D10334		RU University Marketing			164,599
<b>Total FTE and Expenditures by Fund</b>				-	<b>410,988</b>

**W.S.U ANNUAL BUDGET**  
**101921 - Student Ambassador Society**  
**For Fiscal Year 2022**

Account Code	Position Number	Name or Account Description	Months	2022 Adopted	
				Budget FTE	Amount
<b>USS SALARIES</b>					
<b>1000 USS Salaries-Permanent</b>					
<b>Total USS Salaries</b>				-	-
<b>Total USS Salaries by Fund</b>					
<b>Total USS Salaries by Fund</b>				-	-
<b>UNCLASSIFIED SALARIES</b>					
<b>1100 Unclassified Salaries-Permanent (Including 1105 - Stipend)</b>					
<b>Total Unclassified Salaries</b>				-	-
<b>Total Unclassified Salaries by Fund</b>					
<b>Total Unclassified Salaries by Fund</b>				-	-
<b>STUDENT ASSISTANTS AND BENEFITS</b>					
<b>Total Students and Fringe Benefits</b>				-	-
<b>Total Students and Fringe Benefits by Fund</b>					
<b>Total Students and Fringe Benefits</b>				-	-
<b>Total Salaries and Fringe Benefits</b>				-	-
<b>Total Salaries and Fringe Benefits by Fund</b>					
<b>Total Salaries and Fringe Benefits</b>				-	-
<b>OTHER OPERATING EXPENDITURES (OOE)</b>					
7F Commodities					1,375
<b>Total OOE</b>					<b>1,375</b>
<b>Total OOE by Fund</b>					
A2000		GU General Fees Fund			1,375
<b>Total OOE by Fund</b>					<b>1,375</b>
<b>Total FTE and Expenditures</b>				-	<b>1,375</b>
<b>Total FTE and Expenditures by Fund</b>					
A2000		GU General Fees Fund		-	1,375
<b>Total FTE and Expenditures by Fund</b>				-	<b>1,375</b>

**W.S.U ANNUAL BUDGET**  
**101963 - OneStop Student Services**  
**For Fiscal Year 2022**

Account Code	Position Number	Name or Account Description	Months	2022 Adopted	
				Budget FTE	Amount
<b>USS SALARIES</b>					
<b>1000 USS Salaries-Permanent</b>					
<b>Total USS Salaries</b>				-	-
<b>Total USS Salaries by Fund</b>					
<b>Total USS Salaries by Fund</b>				-	-
<b>UNCLASSIFIED SALARIES</b>					
<b>1100 Unclassified Salaries-Permanent (Including 1105 - Stipend)</b>					
993019		OneStop Specialist - Part Time James, Addie <i>This position is fully funded from restricted use sources.</i>	12	0.75	33,509
993601		Assistant Director One Stop Johnson, Kylie <i>This position is fully funded from restricted use sources.</i>	12	1.00	55,825
996895		OneStop Specialist Watts, Kristen	12	1.00	44,242
996925		OneStop Specialist Ortega, Elia	12	1.00	44,262
996976		Administrative Assistant Gomez, Joeli <i>This position is fully funded from restricted use sources.</i>	12	1.00	29,016
997225		University Operator Horton, Cindy <i>This position is fully funded from restricted use sources.</i>	12	1.00	31,554
997355		OneStop Specialist Brooks, Kindra <i>\$29,408 of this position is funded from restricted use sources.</i>	12	1.00	43,680
997415		OneStop Specialist Ulmer, Brittany <i>This position is fully funded from restricted use sources.</i>	12	1.00	44,200
997443		Director One-Stop Student Services Vacant <i>This position is fully funded from restricted use sources.</i>	12	1.00	89,317
997903		OneStop Specialist Evans, Lori <i>This position is fully funded from restricted use sources.</i>	12	1.00	50,461
998311		First Year Advisor/OneStop Specialist Vanorsby, Hannah <i>This position is fully funded from restricted use sources.</i>	12	1.00	42,515

**W.S.U ANNUAL BUDGET**  
**101963 - OneStop Student Services**  
**For Fiscal Year 2022**

Account Code	Position Number	Name or Account Description	Months	2022 Adopted	
				Budget FTE	Amount
	999918	First-Year Advisor/OneStop Specialist Leiker, Monica	12	1.00	42,515
		<i>This position is fully funded from restricted use sources.</i>			
		<b>Total Unclassified Salaries</b>		<b>11.75</b>	<b>551,096</b>
		<b>Total Unclassified Salaries by Fund</b>			
	A2000	GU General Fees Fund		2.33	102,776
	D10700	RU One Stop Student Services		9.42	448,320
		<b>Total Unclassified Salaries by Fund</b>		<b>11.75</b>	<b>551,096</b>
<b>STUDENT ASSISTANTS AND BENEFITS</b>					
	1200	Student Salaries-Regular			-
	1690	Shrinkage			(3,108)
	1760	State Leave Pymt Assessment			3,645
	1810	KPERS Retirement			10,877
	1830	Regents Retirement			40,288
	1850	TIAA Disability			5,519
	1911	Medicare			7,733
	1912	OASDI			33,054
	1750	Dependent Health Insurance			18,525
	1752	Healthy Kids Health Insurance			-
	1950	Single Group Health Insurance			86,208
	1970	Workers Compensation			1,704
	1980	Unemployment Compensation			433
		<b>Total Students and Fringe Benefits</b>			<b>204,878</b>
		<b>Total Students and Fringe Benefits by Fund</b>			
	A2000	GU General Fees Fund			30,381
	D10700	RU One Stop Student Services			174,497
		<b>Total Students and Fringe Benefits</b>			<b>204,878</b>
		<b>Total Salaries and Fringe Benefits</b>		<b>11.75</b>	<b>755,974</b>
		<b>Total Salaries and Fringe Benefits by Fund</b>			
	A2000	GU General Fees Fund		2.33	133,157
	D10700	RU One Stop Student Services		9.42	622,817
		<b>Total Salaries and Fringe Benefits</b>		<b>11.75</b>	<b>755,974</b>
<b>OTHER OPERATING EXPENDITURES (OOE)</b>					
	7C	Contractual Services			1,044,063
	7F	Commodities			1,120
	7H	Capital Outlay			2,000
		<b>Total OOE</b>			<b>1,047,183</b>
		<b>Total OOE by Fund</b>			
	D10700	RU One Stop Student Services			1,047,183
		<b>Total OOE by Fund</b>			<b>1,047,183</b>
		<b>Total FTE and Expenditures</b>		<b>11.75</b>	<b>1,803,157</b>
		<b>Total FTE and Expenditures by Fund</b>			
	A2000	GU General Fees Fund		2.33	133,157
	D10700	RU One Stop Student Services		9.42	1,670,000
		<b>Total FTE and Expenditures by Fund</b>		<b>11.75</b>	<b>1,803,157</b>



**Wichita State University**  
**Fiscal Year 2022 Annual Operating Budget**

**Student Services Program**  
**Program Code 44000**

**Student Services Program Budget Summary**

<b>Expenditures</b>	<b>General Use Funds</b>				<b>Restricted Use Funds</b>	<b>Total Budget</b>	<b>% of Total Budget</b>
	<b>State General Fund</b>	<b>General Fees (Tuition) Fund</b>	<b>Total</b>	<b>% of General Use Budget</b>			
<b>Salaries and Fringe Benefits</b>							
University Support Staff Salaries	\$ 204,067	\$ -	\$ 204,067	1.6%	\$ 135,328	\$ 339,395	1.2%
Unclassified Salaries	4,060,971	4,586,586	8,647,557	67.9%	5,447,713	14,095,270	51.3%
Student Salaries	121,511	31,681	153,192	1.2%	935,773	1,088,965	4.0%
Fringe Benefits	1,485,960	1,303,778	2,789,739	21.9%	1,683,163	4,472,902	16.3%
Shrinkage	(133,935)	(135,055)	(268,990)	-2.1%	-	(268,990)	-1.0%
<b>Subtotal Salaries and Fringe Benefits</b>	<b>\$ 5,738,574</b>	<b>\$ 5,786,990</b>	<b>\$ 11,525,564</b>	<b>90.4%</b>	<b>\$ 8,201,978</b>	<b>\$ 19,727,542</b>	<b>71.8%</b>
<b>Other Operating Expenditures</b>	<b>\$ -</b>	<b>\$ 1,219,368</b>	<b>\$ 1,219,368</b>	<b>9.6%</b>	<b>\$ 6,518,090</b>	<b>\$ 7,737,458</b>	<b>28.2%</b>
<b>Total Student Services Program Budget</b>	<b>\$ 5,738,574</b>	<b>\$ 7,006,358</b>	<b>\$ 12,744,932</b>	<b>100.0%</b>	<b>\$ 14,720,068</b>	<b>\$ 27,465,000</b>	<b>100.0%</b>

Summary excludes nonreportable expenditures

**Wichita State University**  
**Fiscal Year 2022 Annual Operating Budget**

**Institutional Support Program**  
**Program Code 41000**

**Institutional Support Program Definition**

The Institutional Support Program includes expenditures for central executive-level activities concerned with management and long-range planning for the entire institution. They include budgeting, legal services, fiscal operations, human resource management, support services to faculty and staff, and activities concerned with community and alumni relations. The Institutional Support Program is divided into four sub-programs: Executive Management (41161), Fiscal Operations (41162), General Administration (41163), and Public Relations and Development (41167).

**W.S.U ANNUAL BUDGET**  
**101500 - President's Office**  
**For Fiscal Year 2022**

Account Code	Position Number	Name or Account Description	Months	2022 Adopted	
				Budget FTE	Amount
<b>USS SALARIES</b>					
<b>1000 USS Salaries-Permanent</b>					
<b>Total USS Salaries</b>				-	-
<b>Total USS Salaries by Fund</b>					
<b>Total USS Salaries by Fund</b>				-	-
<b>UNCLASSIFIED SALARIES</b>					
<b>1100 Unclassified Salaries-Permanent (Including 1105 - Stipend)</b>					
995192		Executive Assistant to the Office of the President Johnson, Susan	12	1.00	73,080
995209		Chief of Staff and Executive to the President Clark, Anna	12	1.00	117,233
997088		Director of Governmental Relations Gearhart, Zachary	12	1.00	102,410
997738		Executive Director of Government Relations & Strategy Schlapp, Andrew	12	1.00	187,268
998571		President Muma, Richard	12	1.00	450,000
<i>\$29,000 of this position is funded from restricted use sources.</i>					
1110		Uncl-Salaries-Seasonal and Temp			7,000
1115		Unclassified Salaries-Add'l Comp			63,670
1140		Grad Assistants-Other			-
<b>Total Unclassified Salaries</b>				<b>5.00</b>	<b>1,000,661</b>
<b>Total Unclassified Salaries by Fund</b>					
A0003		GU State General Fund		1.00	73,080
A2000		GU General Fees Fund		3.94	898,581
D10000		RU President's Office		0.06	29,000
<b>Total Unclassified Salaries by Fund</b>				<b>5.00</b>	<b>1,000,661</b>
<b>STUDENT ASSISTANTS AND BENEFITS</b>					
1200		Student Salaries-Regular			25,440
1690		Shrinkage			(27,230)
1760		State Leave Pymt Assessment			6,775
1830		Regents Retirement			84,462
1850		TIAA Disability			9,939
1911		Medicare			14,256
1912		OASDI			39,988
1750		Dependent Health Insurance			11,116
1950		Single Group Health Insurance			31,349
1970		Workers Compensation			3,165
1980		Unemployment Compensation			812
<b>Total Students and Fringe Benefits</b>					<b>200,072</b>
<b>Total Students and Fringe Benefits by Fund</b>					
A0003		GU State General Fund			18,952

**W.S.U ANNUAL BUDGET**  
**101500 - President's Office**  
**For Fiscal Year 2022**

Account Code	Position Number	Name or Account Description	Months	2022 Adopted	
				Budget FTE	Amount
A2000		GU General Fees Fund			176,325
D10000		RU President's Office			4,795
<b>Total Students and Fringe Benefits</b>					<b>200,072</b>
<b>Total Salaries and Fringe Benefits</b>				<b>5.00</b>	<b>1,200,733</b>
<b>Total Salaries and Fringe Benefits by Fund</b>					
A0003		GU State General Fund		1.00	92,032
A2000		GU General Fees Fund		3.94	1,074,906
D10000		RU President's Office		0.06	33,795
<b>Total Salaries and Fringe Benefits</b>				<b>5.00</b>	<b>1,200,733</b>
<b>OTHER OPERATING EXPENDITURES (OOE)</b>					
7C		Contractual Services			109,349
7F		Commodities			7,667
7H		Capital Outlay			1,000
<b>Total OOE</b>					<b>118,016</b>
<b>Total OOE by Fund</b>					
A2000		GU General Fees Fund			115,483
D10000		RU President's Office			2,533
<b>Total OOE by Fund</b>					<b>118,016</b>
<b>Total FTE and Expenditures</b>				<b>5.00</b>	<b>1,318,749</b>
<b>Total FTE and Expenditures by Fund</b>					
A0003		GU State General Fund		1.00	92,032
A2000		GU General Fees Fund		3.94	1,190,389
D10000		RU President's Office		0.06	36,328
<b>Total FTE and Expenditures by Fund</b>				<b>5.00</b>	<b>1,318,749</b>

**W.S.U ANNUAL BUDGET**  
**101505 - VP for Finance & Administration**  
**For Fiscal Year 2022**

Account Code	Position Number	Name or Account Description	Months	2022 Adopted	
				Budget FTE	Amount
<b>USS SALARIES</b>					
<b>1000 USS Salaries-Permanent</b>					
<b>Total USS Salaries</b>				-	-
<b>Total USS Salaries by Fund</b>					
<b>Total USS Salaries by Fund</b>				-	-
<b>UNCLASSIFIED SALARIES</b>					
<b>1100 Unclassified Salaries-Permanent (Including 1105 - Stipend)</b>					
996792		Budget and Management Analyst Post, Jason	12	1.00	75,110
996839		Director of Auxiliary Services Abbey, Mary	12	1.00	94,951
996904		Budget and Management Analyst Smith, Lauren	12	1.00	75,110
998361		Executive Assistant Petty, Phyllis	12	1.00	77,710
998565		University Budget Director Miller, David	12	1.00	149,205
998567		Vice President for Finance and Administration Golling, Werner	12	1.00	246,000
998890		Administrative Officer Martin, Emily	12	0.25	11,575
1110		Uncl-Salaries-Seasonal and Temp			83,421
1115		Unclassified Salaries-Add'l Comp			100,000
1160		Unclass Sal-OT/Comp/AHR			3,050
<b>Total Unclassified Salaries</b>				<b>6.25</b>	<b>916,132</b>
<b>Total Unclassified Salaries by Fund</b>					
A0003		GU State General Fund		1.00	98,001
A2000		GU General Fees Fund		5.25	718,131
D11253		RU VPFA Claims Contingency		-	100,000
<b>Total Unclassified Salaries by Fund</b>				<b>6.25</b>	<b>916,132</b>
<b>STUDENT ASSISTANTS AND BENEFITS</b>					
1200		Student Salaries-Regular			9,924
1690		Shrinkage			(23,343)
1760		State Leave Pymt Assessment			6,116
1830		Regents Retirement			70,784
1850		TIAA Disability			8,332
1911		Medicare			13,056
1912		OASDI			49,288
1750		Dependent Health Insurance			15,747
1950		Single Group Health Insurance			48,982

**W.S.U ANNUAL BUDGET**  
**101505 - VP for Finance & Administration**  
**For Fiscal Year 2022**

Account Code	Position Number	Name or Account Description	Months	2022 Adopted	
				Budget FTE	Amount
1970		Workers Compensation			2,857
1980		Unemployment Compensation			733
<b>Total Students and Fringe Benefits</b>					<b>202,476</b>
<b>Total Students and Fringe Benefits by Fund</b>					
A0003		GU State General Fund			36,023
A2000		GU General Fees Fund			148,255
D11253		RU VPFA Claims Contingency			18,198
<b>Total Students and Fringe Benefits</b>					<b>202,476</b>
<b>Total Salaries and Fringe Benefits</b>				<b>6.25</b>	<b>1,118,608</b>
<b>Total Salaries and Fringe Benefits by Fund</b>					
A0003		GU State General Fund		1.00	134,024
A2000		GU General Fees Fund		5.25	866,386
D11253		RU VPFA Claims Contingency		-	118,198
<b>Total Salaries and Fringe Benefits</b>				<b>6.25</b>	<b>1,118,608</b>
<b>OTHER OPERATING EXPENDITURES (OOE)</b>					
7C		Contractual Services			58,649
7F		Commodities			10,947
7H		Capital Outlay			1,500
<b>Total OOE</b>					<b>71,096</b>
<b>Total OOE by Fund</b>					
A2000		GU General Fees Fund			71,096
<b>Total OOE by Fund</b>					<b>71,096</b>
<b>Total FTE and Expenditures</b>				<b>6.25</b>	<b>1,189,704</b>
<b>Total FTE and Expenditures by Fund</b>					
A0003		GU State General Fund		1.00	134,024
A2000		GU General Fees Fund		5.25	937,482
D11253		RU VPFA Claims Contingency		-	118,198
<b>Total FTE and Expenditures by Fund</b>				<b>6.25</b>	<b>1,189,704</b>

**W.S.U ANNUAL BUDGET**  
**101509 - Office of Academic Affairs**  
**For Fiscal Year 2022**

Account Code	Position Number	Name or Account Description	Months	2022 Adopted	
				Budget FTE	Amount
<b>USS SALARIES</b>					
<b>1000 USS Salaries-Permanent</b>					
<b>Total USS Salaries</b>				-	-
<b>Total USS Salaries by Fund</b>					
<b>Total USS Salaries by Fund</b>				-	-
<b>UNCLASSIFIED SALARIES</b>					
<b>1100 Unclassified Salaries-Permanent (Including 1105 - Stipend)</b>					
995021		Executive Administrative Specialist Santiago, Lydia <i>This position is fully funded from restricted use sources.</i>	12	1.00	50,773
995164		Provost & Professor Vacant		1.00	310,000
995165		VP for Strategic Engagement and Planning Monk-Morgan, Valencia	12	1.00	168,985
997219		Chief Data Officer and Professor Wright, David	12	1.00	178,173
998008		Editorial Assistant Bixby, Kristie <i>This position is fully funded from restricted use sources.</i>	12	1.00	55,019
998181		Executive Assistant to the Executive Vice President & Provost Manning, Laura	12	1.00	75,405
998254		Associate Vice President and Associate Professor Glenmaye, Linnea	12	1.00	178,173
998569		Director of Faculty Advancement and Barton Fellow Vacant	9	0.25	29,408
998821		Budget Analyst Hudson, Janis <i>This position is fully funded from restricted use sources.</i>	12	1.00	55,848
999115		Associate Vice President for Strategic Enrollment Management Shaw, Carolyn <i>\$12,981 of this position is funded from restricted use sources.</i>	12	1.00	152,250
<b>Total Unclassified Salaries</b>				<b>9.25</b>	<b>1,254,034</b>
<b>Total Unclassified Salaries by Fund</b>					
A0003		GU State General Fund		2.00	356,346
A2000		GU General Fees Fund		4.16	723,067
D10003		RU Office of Academic Affairs		3.09	174,621
<b>Total Unclassified Salaries by Fund</b>				<b>9.25</b>	<b>1,254,034</b>

**W.S.U ANNUAL BUDGET**  
**101509 - Office of Academic Affairs**  
**For Fiscal Year 2022**

Account Code	Position Number	Name or Account Description	Months	2022 Adopted	
				Budget FTE	Amount
<b>STUDENT ASSISTANTS AND BENEFITS</b>					
1200		Student Salaries-Regular			20,000
1690		Shrinkage			(29,235)
1760		State Leave Pymt Assessment			8,414
1810		KPERS Retirement			15,023
1830		Regents Retirement			71,183
1850		TIAA Disability			12,545
1911		Medicare			17,973
1912		OASDI			60,909
1750		Dependent Health Insurance			14,821
1950		Single Group Health Insurance			62,697
1970		Workers Compensation			3,929
1980		Unemployment Compensation			1,012
<b>Total Students and Fringe Benefits</b>					<b>259,271</b>
<b>Total Students and Fringe Benefits by Fund</b>					
A0003		GU State General Fund			66,444
A2000		GU General Fees Fund			106,980
D10003		RU Office of Academic Affairs			85,847
<b>Total Students and Fringe Benefits</b>					<b>259,271</b>
<b>Total Salaries and Fringe Benefits</b>				<b>9.25</b>	<b>1,513,305</b>
<b>Total Salaries and Fringe Benefits by Fund</b>					
A0003		GU State General Fund	2.00		422,790
A2000		GU General Fees Fund	4.16		830,047
D10003		RU Office of Academic Affairs	3.09		260,468
<b>Total Salaries and Fringe Benefits</b>				<b>9.25</b>	<b>1,513,305</b>
<b>OTHER OPERATING EXPENDITURES (OOE)</b>					
7C		Contractual Services			72,688
7F		Commodities			11,950
7H		Capital Outlay			3,000
<b>Total OOE</b>					<b>87,638</b>
<b>Total OOE by Fund</b>					
A2000		GU General Fees Fund			87,638
<b>Total OOE by Fund</b>					<b>87,638</b>
<b>Total FTE and Expenditures</b>				<b>9.25</b>	<b>1,600,943</b>
<b>Total FTE and Expenditures by Fund</b>					
A0003		GU State General Fund	2.00		422,790
A2000		GU General Fees Fund	4.16		917,685
D10003		RU Office of Academic Affairs	3.09		260,468
<b>Total FTE and Expenditures by Fund</b>				<b>9.25</b>	<b>1,600,943</b>



**W.S.U ANNUAL BUDGET  
101521 - Faculty Senate  
For Fiscal Year 2022**

Account Code	Position Number	Name or Account Description	Months	2022 Adopted	
				Budget FTE	Amount
<b>USS SALARIES</b>					
<b>1000 USS Salaries-Permanent</b>					
<b>Total USS Salaries</b>				-	-
<b>Total USS Salaries by Fund</b>					
<b>Total USS Salaries by Fund</b>				-	-
<b>UNCLASSIFIED SALARIES</b>					
<b>1100 Unclassified Salaries-Permanent (Including 1105 - Stipend)</b>					
1115		Unclassified Salaries-Add'l Comp			8,000
<b>Total Unclassified Salaries</b>				-	<b>8,000</b>
<b>Total Unclassified Salaries by Fund</b>					
A0003		GU State General Fund		-	8,000
<b>Total Unclassified Salaries by Fund</b>				-	<b>8,000</b>
<b>STUDENT ASSISTANTS AND BENEFITS</b>					
1690		Shrinkage			(215)
1760		State Leave Pymt Assessment			53
1830		Regents Retirement			680
1850		TIAA Disability			80
1911		Medicare			116
1912		OASDI			496
1970		Workers Compensation			25
1980		Unemployment Compensation			7
<b>Total Students and Fringe Benefits</b>				-	<b>1,242</b>
<b>Total Students and Fringe Benefits by Fund</b>					
A0003		GU State General Fund		-	1,242
<b>Total Students and Fringe Benefits</b>				-	<b>1,242</b>
<b>Total Salaries and Fringe Benefits</b>				-	<b>9,242</b>
<b>Total Salaries and Fringe Benefits by Fund</b>					
A0003		GU State General Fund		-	9,242
<b>Total Salaries and Fringe Benefits</b>				-	<b>9,242</b>
<b>OTHER OPERATING EXPENDITURES (OOE)</b>					
7C		Contractual Services			13,229
7F		Commodities			200
7H		Capital Outlay			100
<b>Total OOE</b>				-	<b>13,529</b>
<b>Total OOE by Fund</b>					
A2000		GU General Fees Fund		-	13,529
<b>Total OOE by Fund</b>				-	<b>13,529</b>
<b>Total FTE and Expenditures</b>				-	<b>22,771</b>
<b>Total FTE and Expenditures by Fund</b>					
A0003		GU State General Fund		-	9,242
A2000		GU General Fees Fund		-	13,529
<b>Total FTE and Expenditures by Fund</b>				-	<b>22,771</b>

**W.S.U ANNUAL BUDGET  
102442 - University Staff Senate  
For Fiscal Year 2022**

Account Code	Position Number	Name or Account Description	Months	2022 Adopted	
				Budget FTE	Amount
<b>USS SALARIES</b>					
<b>1000 USS Salaries-Permanent</b>					
<b>Total USS Salaries</b>				-	-
<b>Total USS Salaries by Fund</b>					
<b>Total USS Salaries by Fund</b>				-	-
<b>UNCLASSIFIED SALARIES</b>					
<b>1100 Unclassified Salaries-Permanent (Including 1105 - Stipend)</b>					
1115		Unclassified Salaries-Add'l Comp			5,500
<b>Total Unclassified Salaries</b>				-	<b>5,500</b>
<b>Total Unclassified Salaries by Fund</b>					
A2000		GU General Fees Fund		-	5,500
<b>Total Unclassified Salaries by Fund</b>				-	<b>5,500</b>
<b>STUDENT ASSISTANTS AND BENEFITS</b>					
1690		Shrinkage			(148)
1760		State Leave Pymt Assessment			37
1830		Regents Retirement			468
1850		TIAA Disability			55
1911		Medicare			80
1912		OASDI			341
1970		Workers Compensation			17
1980		Unemployment Compensation			5
<b>Total Students and Fringe Benefits</b>				-	<b>855</b>
<b>Total Students and Fringe Benefits by Fund</b>					
A2000		GU General Fees Fund			855
<b>Total Students and Fringe Benefits</b>				-	<b>855</b>
<b>Total Salaries and Fringe Benefits</b>				-	<b>6,355</b>
<b>Total Salaries and Fringe Benefits by Fund</b>					
A2000		GU General Fees Fund		-	6,355
<b>Total Salaries and Fringe Benefits</b>				-	<b>6,355</b>
<b>OTHER OPERATING EXPENDITURES (OOE)</b>					
7C		Contractual Services			1,876
<b>Total OOE</b>				-	<b>1,876</b>
<b>Total OOE by Fund</b>					
A2000		GU General Fees Fund			1,876
<b>Total OOE by Fund</b>				-	<b>1,876</b>
<b>Total FTE and Expenditures</b>				-	<b>8,231</b>
<b>Total FTE and Expenditures by Fund</b>					
A2000		GU General Fees Fund		-	8,231
<b>Total FTE and Expenditures by Fund</b>				-	<b>8,231</b>

**W.S.U ANNUAL BUDGET**  
**101535 - General Counsel**  
**For Fiscal Year 2022**

Account Code	Position Number	Name or Account Description	Months	2022 Adopted	
				Budget FTE	Amount
<b>USS SALARIES</b>					
<b>1000 USS Salaries-Permanent</b>					
<b>Total USS Salaries</b>				-	-
<b>Total USS Salaries by Fund</b>					
<b>Total USS Salaries by Fund</b>				-	-
<b>UNCLASSIFIED SALARIES</b>					
<b>1100 Unclassified Salaries-Permanent (Including 1105 - Stipend)</b>					
997581		Deputy General Counsel Jacob-Warren, Misha	12	0.60	105,000
997732		General Counsel Boden, Stacia	12	0.56	119,666
997891		Associate General Counsel Herzik, Kelly	12	1.00	140,000
998528		Legal Administrative Specialist Angell, Francine	12	1.00	48,006
999887		Associate General Counsel Skladzien, Jessica	12	0.07	10,050
1110		Uncl-Salaries-Seasonal and Temp			80,054
1115		Unclassified Salaries-Add'l Comp			23,958
<b>Total Unclassified Salaries</b>				<b>3.23</b>	<b>526,734</b>
<b>Total Unclassified Salaries by Fund</b>					
A0003		GU State General Fund		-	-
A2000		GU General Fees Fund		3.23	502,776
D10900		RU General Counsel		-	23,958
<b>Total Unclassified Salaries by Fund</b>				<b>3.23</b>	<b>526,734</b>
<b>STUDENT ASSISTANTS AND BENEFITS</b>					
1690		Shrinkage			(13,824)
1760		State Leave Pymt Assessment			3,479
1830		Regents Retirement			37,970
1850		TIAA Disability			4,469
1911		Medicare			7,584
1912		OASDI			28,882
1750		Dependent Health Insurance			2,472
1950		Single Group Health Insurance			20,903
1970		Workers Compensation			1,626
1980		Unemployment Compensation			422
<b>Total Students and Fringe Benefits</b>					<b>93,983</b>
<b>Total Students and Fringe Benefits by Fund</b>					
A0003		GU State General Fund			-
A2000		GU General Fees Fund			89,619
D10900		RU General Counsel			4,364
<b>Total Students and Fringe Benefits</b>					<b>93,983</b>

**W.S.U ANNUAL BUDGET**  
**101535 - General Counsel**  
**For Fiscal Year 2022**

Account Code	Position Number	Name or Account Description	Months	2022 Adopted	
				Budget FTE	Amount
<b>Total Salaries and Fringe Benefits</b>				<b>3.23</b>	<b>620,717</b>
<b>Total Salaries and Fringe Benefits by Fund</b>					
A0003		GU State General Fund		-	-
A2000		GU General Fees Fund		3.23	592,395
D10900		RU General Counsel		-	28,322
<b>Total Salaries and Fringe Benefits</b>				<b>3.23</b>	<b>620,717</b>
<b>OTHER OPERATING EXPENDITURES (OOE)</b>					
7C		Contractual Services			31,619
7F		Commodities			3,300
7H		Capital Outlay			1,920
<b>Total OOE</b>					<b>36,839</b>
<b>Total OOE by Fund</b>					
A2000		GU General Fees Fund			36,839
<b>Total OOE by Fund</b>					<b>36,839</b>
<b>Total FTE and Expenditures</b>				<b>3.23</b>	<b>657,556</b>
<b>Total FTE and Expenditures by Fund</b>					
A0003		GU State General Fund		-	-
A2000		GU General Fees Fund		3.23	629,234
D10900		RU General Counsel		-	28,322
<b>Total FTE and Expenditures by Fund</b>				<b>3.23</b>	<b>657,556</b>

**W.S.U ANNUAL BUDGET**  
**101588 - Internal Audit**  
**For Fiscal Year 2022**

Account Code	Position Number	Name or Account Description	Months	2022 Adopted	
				Budget FTE	Amount
<b>USS SALARIES</b>					
<b>1000 USS Salaries-Permanent</b>					
<b>Total USS Salaries</b>				-	-
<b>Total USS Salaries by Fund</b>					
<b>Total USS Salaries by Fund</b>				-	-
<b>UNCLASSIFIED SALARIES</b>					
<b>1100 Unclassified Salaries-Permanent (Including 1105 - Stipend)</b>					
	997889	Director of Internal Auditing Cavanaugh, Paul	12	1.00	120,226
<b>Total Unclassified Salaries</b>				<b>1.00</b>	<b>120,226</b>
<b>Total Unclassified Salaries by Fund</b>					
	A2000	GU General Fees Fund		1.00	120,226
<b>Total Unclassified Salaries by Fund</b>				<b>1.00</b>	<b>120,226</b>
<b>STUDENT ASSISTANTS AND BENEFITS</b>					
	1690	Shrinkage			(3,493)
	1760	State Leave Pymt Assessment			794
	1830	Regents Retirement			10,220
	1850	TIAA Disability			1,203
	1911	Medicare			1,654
	1912	OASDI			7,071
	1750	Dependent Health Insurance			3,705
	1950	Single Group Health Insurance			7,837
	1970	Workers Compensation			371
	1980	Unemployment Compensation			92
<b>Total Students and Fringe Benefits</b>					<b>29,454</b>
<b>Total Students and Fringe Benefits by Fund</b>					
	A2000	GU General Fees Fund			29,454
<b>Total Students and Fringe Benefits</b>					<b>29,454</b>
<b>Total Salaries and Fringe Benefits</b>				<b>1.00</b>	<b>149,680</b>
<b>Total Salaries and Fringe Benefits by Fund</b>					
	A2000	GU General Fees Fund		1.00	149,680
<b>Total Salaries and Fringe Benefits</b>				<b>1.00</b>	<b>149,680</b>
<b>OTHER OPERATING EXPENDITURES (OOE)</b>					
	7C	Contractual Services			3,730
<b>Total OOE</b>					<b>3,730</b>
<b>Total OOE by Fund</b>					
	A2000	GU General Fees Fund			3,730
<b>Total OOE by Fund</b>					<b>3,730</b>
<b>Total FTE and Expenditures</b>				<b>1.00</b>	<b>153,410</b>
<b>Total FTE and Expenditures by Fund</b>					
	A2000	GU General Fees Fund		1.00	153,410
<b>Total FTE and Expenditures by Fund</b>				<b>1.00</b>	<b>153,410</b>

**W.S.U ANNUAL BUDGET**  
**101597 - Community Engagement**  
**For Fiscal Year 2022**

Account Code	Position Number	Name or Account Description	Months	2022 Adopted	
				Budget FTE	Amount
<b>USS SALARIES</b>					
<b>1000 USS Salaries-Permanent</b>					
<b>Total USS Salaries</b>				-	-
<b>Total USS Salaries by Fund</b>					
<b>Total USS Salaries by Fund</b>				-	-
<b>UNCLASSIFIED SALARIES</b>					
<b>1100 Unclassified Salaries-Permanent (Including 1105 - Stipend)</b>					
1115		Unclassified Salaries-Add'l Comp			8,750
<b>Total Unclassified Salaries</b>				-	<b>8,750</b>
<b>Total Unclassified Salaries by Fund</b>					
A2000		GU General Fees Fund		-	8,750
D11221		RU Off Military, Vets & First Resp		-	-
<b>Total Unclassified Salaries by Fund</b>				-	<b>8,750</b>
<b>STUDENT ASSISTANTS AND BENEFITS</b>					
1690		Shrinkage			(235)
1760		State Leave Pymt Assessment			58
1830		Regents Retirement			744
1850		TIAA Disability			88
1911		Medicare			127
1912		OASDI			543
1750		Dependent Health Insurance			-
1950		Single Group Health Insurance			-
1970		Workers Compensation			27
1980		Unemployment Compensation			7
<b>Total Students and Fringe Benefits</b>				-	<b>1,359</b>
<b>Total Students and Fringe Benefits by Fund</b>					
A2000		GU General Fees Fund			1,359
D11221		RU Off Military, Vets & First Resp			-
<b>Total Students and Fringe Benefits</b>				-	<b>1,359</b>
<b>Total Salaries and Fringe Benefits</b>				-	<b>10,109</b>
<b>Total Salaries and Fringe Benefits by Fund</b>					
A2000		GU General Fees Fund			10,109
D11221		RU Off Military, Vets & First Resp			-
<b>Total Salaries and Fringe Benefits</b>				-	<b>10,109</b>
<b>OTHER OPERATING EXPENDITURES (OOE)</b>					
7C		Contractual Services			37,955
7F		Commodities			4,650
7H		Capital Outlay			2,000
<b>Total OOE</b>				-	<b>44,605</b>
<b>Total OOE by Fund</b>					
A2000		GU General Fees Fund			20,431
D11221		RU Off Military, Vets & First Resp			24,174
<b>Total OOE by Fund</b>				-	<b>44,605</b>
<b>Total FTE and Expenditures</b>				-	<b>54,714</b>

**W.S.U ANNUAL BUDGET**  
**101597 - Community Engagement**  
**For Fiscal Year 2022**

Account Code	Position Number	Name or Account Description	Months	2022 Adopted	
				Budget FTE	Amount
<b>Total FTE and Expenditures by Fund</b>					
A2000		GU General Fees Fund		-	30,540
D11221		RU Off Military, Vets & First Resp		-	24,174
<b>Total FTE and Expenditures by Fund</b>				<b>-</b>	<b>54,714</b>

**W.S.U ANNUAL BUDGET  
101903 - VP Student Affairs  
For Fiscal Year 2022**

Account Code	Position Number	Name or Account Description	Months	2022 Adopted	
				Budget FTE	Amount
<b>USS SALARIES</b>					
<b>1000 USS Salaries-Permanent</b>					
<b>Total USS Salaries</b>				-	-
<b>Total USS Salaries by Fund</b>					
A2000		GU General Fees Fund		-	-
<b>Total USS Salaries by Fund</b>				-	-
<b>UNCLASSIFIED SALARIES</b>					
<b>1100 Unclassified Salaries-Permanent (Including 1105 - Stipend)</b>					
997327		Associate Vice President, Student Affairs and Dean of Students Austin, Aaron	12	1.00	142,100
997628		Vice President for Student Affairs Hall, Teresa	12	1.00	195,000
997807		Office Manager, SI/Budget Manager, Student Affairs Zimmerman, Emily <i>This position is fully funded from restricted use sources.</i>	12	0.17	6,677
998550		Assistant Vice President for Student Affairs/Assesment and Student Retention Newell, Alicia	12	1.00	117,545
999662		Administrative Specialist Serrano, Biviana <i>This position is fully funded from restricted use sources.</i>	12	0.17	7,176
1110		Uncl-Salaries-Seasonal and Temp			6,238
<b>Total Unclassified Salaries</b>				<b>3.33</b>	<b>474,736</b>
<b>Total Unclassified Salaries by Fund</b>					
A2000		GU General Fees Fund		3.00	460,883
D10292		RU VP for Student Affairs		0.33	13,853
D11391		RU Student Affairs Special Projects		-	-
<b>Total Unclassified Salaries by Fund</b>				<b>3.33</b>	<b>474,736</b>
<b>STUDENT ASSISTANTS AND BENEFITS</b>					
1200		Student Salaries-Regular			10,910
1210		Student Salaries-WS-WSU Match			1,667
1220		Student Sal-Workstudy Federal			4,948
1690		Shrinkage			(13,316)
1760		State Leave Pymt Assessment			3,253
1810		KPERS Retirement			-
1830		Regents Retirement			39,824
1850		TIAA Disability			4,686
1911		Medicare			6,759
1912		OASDI			25,722
1750		Dependent Health Insurance			8,647
1950		Single Group Health Insurance			26,127
1970		Workers Compensation			1,522
1980		Unemployment Compensation			390



**W.S.U ANNUAL BUDGET  
101903 - VP Student Affairs  
For Fiscal Year 2022**

Account Code	Position Number	Name or Account Description	Months	2022 Adopted	
				Budget FTE	Amount
<b>Total Students and Fringe Benefits</b>					<b>121,139</b>
<b>Total Students and Fringe Benefits by Fund</b>					
A0003		GU State General Fund			12,422
A2000		GU General Fees Fund			97,419
D10292		RU VP for Student Affairs			6,297
D11391		RU Student Affairs Special Projects			-
R40041		Federal Work Study Program			5,001
<b>Total Students and Fringe Benefits</b>					<b>121,139</b>
<b>Total Salaries and Fringe Benefits</b>				<b>3.33</b>	<b>595,875</b>
<b>Total Salaries and Fringe Benefits by Fund</b>					
A0003		GU State General Fund		-	12,422
A2000		GU General Fees Fund		3.00	558,302
D10292		RU VP for Student Affairs		0.33	20,150
D11391		RU Student Affairs Special Projects		-	-
R40041		Federal Work Study Program		-	5,001
<b>Total Salaries and Fringe Benefits</b>				<b>3.33</b>	<b>595,875</b>
<b>OTHER OPERATING EXPENDITURES (OOE)</b>					
7C		Contractual Services			12,701
7F		Commodities			2,511
7H		Capital Outlay			-
<b>Total OOE</b>					<b>15,212</b>
<b>Total OOE by Fund</b>					
A2000		GU General Fees Fund			15,212
D10292		RU VP for Student Affairs			-
<b>Total OOE by Fund</b>					<b>15,212</b>
<b>Total FTE and Expenditures</b>				<b>3.33</b>	<b>611,087</b>
<b>Total FTE and Expenditures by Fund</b>					
A0003		GU State General Fund		-	12,422
A2000		GU General Fees Fund		3.00	573,514
D10292		RU VP for Student Affairs		0.33	20,150
D11391		RU Student Affairs Special Projects		-	-
R40041		Federal Work Study Program		-	5,001
<b>Total FTE and Expenditures by Fund</b>				<b>3.33</b>	<b>611,087</b>

**W.S.U ANNUAL BUDGET**  
**101619 - Institutional Equity & Compliance**  
**For Fiscal Year 2022**

Account Code	Position Number	Name or Account Description	Months	2022 Adopted	
				Budget FTE	Amount
<b>USS SALARIES</b>					
<b>1000 USS Salaries-Permanent</b>					
<b>Total USS Salaries</b>				-	-
<b>Total USS Salaries by Fund</b>					
<b>Total USS Salaries by Fund</b>				-	-
<b>UNCLASSIFIED SALARIES</b>					
<b>1100 Unclassified Salaries-Permanent (Including 1105 - Stipend)</b>					
993098		Social Services Coordinator & Advocate Sweet, Vaughn	12	0.25	11,250
994554		Affirmative Action/EEO Coordinator Vacant		1.00	45,906
997359		Title IX Coordinator Zafar, Sara	12	1.00	70,000
997736		Equal Opportunity Coordinator Irvin, Michael	12	1.00	71,050
999079		Executive Director Institutional Equity & Compliance Taylor, Christine	12	1.00	152,250
1110		Uncl-Salaries-Seasonal and Temp			94,098
<b>Total Unclassified Salaries</b>				<b>4.25</b>	<b>444,554</b>
<b>Total Unclassified Salaries by Fund</b>					
A2000		GU General Fees Fund		4.25	444,554
<b>Total Unclassified Salaries by Fund</b>				<b>4.25</b>	<b>444,554</b>
<b>STUDENT ASSISTANTS AND BENEFITS</b>					
1690		Shrinkage			(12,440)
1760		State Leave Pymt Assessment			2,936
1830		Regents Retirement			25,889
1850		TIAA Disability			3,507
1911		Medicare			6,296
1912		OASDI			26,762
1750		Dependent Health Insurance			8,337
1950		Single Group Health Insurance			25,471
1970		Workers Compensation			1,371
1980		Unemployment Compensation			351
<b>Total Students and Fringe Benefits</b>					<b>88,480</b>
<b>Total Students and Fringe Benefits by Fund</b>					
A2000		GU General Fees Fund			88,480
<b>Total Students and Fringe Benefits</b>					<b>88,480</b>
<b>Total Salaries and Fringe Benefits</b>				<b>4.25</b>	<b>533,034</b>
<b>Total Salaries and Fringe Benefits by Fund</b>					
A2000		GU General Fees Fund		4.25	533,034
<b>Total Salaries and Fringe Benefits</b>				<b>4.25</b>	<b>533,034</b>

**W.S.U ANNUAL BUDGET**  
**101619 - Institutional Equity & Compliance**  
**For Fiscal Year 2022**

Account Code	Position Number	Name or Account Description	Months	2022 Adopted	
				Budget FTE	Amount
<b>OTHER OPERATING EXPENDITURES (OOE)</b>					
	7C	Contractual Services			175,254
		<b>Total OOE</b>			<b>175,254</b>
<b>Total OOE by Fund</b>					
	A2000	GU General Fees Fund			175,254
		<b>Total OOE by Fund</b>			<b>175,254</b>
		<b>Total FTE and Expenditures</b>		<b>4.25</b>	<b>708,288</b>
<b>Total FTE and Expenditures by Fund</b>					
	A2000	GU General Fees Fund		4.25	708,288
		<b>Total FTE and Expenditures by Fund</b>		<b>4.25</b>	<b>708,288</b>

**W.S.U ANNUAL BUDGET**  
**101640 - WSU Tech**  
**For Fiscal Year 2022**

Account Code	Position Number	Name or Account Description	Months	2022 Adopted	
				Budget FTE	Amount
<b>USS SALARIES</b>					
<b>1000 USS Salaries-Permanent</b>					
<b>Total USS Salaries</b>				-	-
<b>Total USS Salaries by Fund</b>					
<b>Total USS Salaries by Fund</b>				-	-
<b>UNCLASSIFIED SALARIES</b>					
<b>1100 Unclassified Salaries-Permanent (Including 1105 - Stipend)</b>					
993556		President of Wichita State University Campus of Applied Sciences and Technology and Vice President of Workforce Development for WSU Tech			
		Utash, Sheree	12	1.00	246,129
<i>This position is fully funded from restricted use sources.</i>					
<b>Total Unclassified Salaries</b>				<b>1.00</b>	<b>246,129</b>
<b>Total Unclassified Salaries by Fund</b>					
D11378		RU WSU Tech		1.00	246,129
<b>Total Unclassified Salaries by Fund</b>				<b>1.00</b>	<b>246,129</b>
<b>STUDENT ASSISTANTS AND BENEFITS</b>					
1760		State Leave Pymt Assessment			1,625
1830		Regents Retirement			20,921
1850		TIAA Disability			2,462
1911		Medicare			3,534
1912		OASDI			8,854
1750		Dependent Health Insurance			3,705
1950		Single Group Health Insurance			7,837
1970		Workers Compensation			759
1980		Unemployment Compensation			195
<b>Total Students and Fringe Benefits</b>					<b>49,892</b>
<b>Total Students and Fringe Benefits by Fund</b>					
D11378		RU WSU Tech			49,892
<b>Total Students and Fringe Benefits</b>					<b>49,892</b>
<b>Total Salaries and Fringe Benefits</b>				<b>1.00</b>	<b>296,021</b>
<b>Total Salaries and Fringe Benefits by Fund</b>					
D11378		RU WSU Tech		1.00	296,021
<b>Total Salaries and Fringe Benefits</b>				<b>1.00</b>	<b>296,021</b>
<b>OTHER OPERATING EXPENDITURES (OOE)</b>					
<b>Total OOE</b>					-
<b>Total OOE by Fund</b>					
<b>Total OOE by Fund</b>					-
<b>Total FTE and Expenditures</b>				<b>1.00</b>	<b>296,021</b>
<b>Total FTE and Expenditures by Fund</b>					
D11378		RU WSU Tech		1.00	296,021

**W.S.U ANNUAL BUDGET  
101640 - WSU Tech  
For Fiscal Year 2022**

Account Code	Position Number	Name or Account Description	Months	2022 Adopted	
				Budget FTE	Amount
<b>Total FTE and Expenditures by Fund</b>				<b>1.00</b>	<b>296,021</b>

**W.S.U ANNUAL BUDGET**  
**101504 - Shocker ID Card System**  
**For Fiscal Year 2022**

Account Code	Position Number	Name or Account Description	Months	2022 Adopted	
				Budget FTE	Amount
<b>USS SALARIES</b>					
<b>1000 USS Salaries-Permanent</b>					
<b>Total USS Salaries</b>				-	-
<b>Total USS Salaries by Fund</b>					
<b>Total USS Salaries by Fund</b>				-	-
<b>UNCLASSIFIED SALARIES</b>					
<b>1100 Unclassified Salaries-Permanent (Including 1105 - Stipend)</b>					
<b>Total Unclassified Salaries</b>				-	-
<b>Total Unclassified Salaries by Fund</b>					
<b>Total Unclassified Salaries by Fund</b>				-	-
<b>STUDENT ASSISTANTS AND BENEFITS</b>					
<b>Total Students and Fringe Benefits</b>				-	-
<b>Total Students and Fringe Benefits by Fund</b>					
<b>Total Students and Fringe Benefits</b>				-	-
<b>Total Salaries and Fringe Benefits</b>				-	-
<b>Total Salaries and Fringe Benefits by Fund</b>					
<b>Total Salaries and Fringe Benefits</b>				-	-
<b>OTHER OPERATING EXPENDITURES (OOE)</b>					
7C		Contractual Services			85,469
<b>Total OOE</b>					<b>85,469</b>
<b>Total OOE by Fund</b>					
A2000		GU General Fees Fund			85,469
<b>Total OOE by Fund</b>					<b>85,469</b>
<b>Total FTE and Expenditures</b>				-	<b>85,469</b>
<b>Total FTE and Expenditures by Fund</b>					
A2000		GU General Fees Fund		-	85,469
<b>Total FTE and Expenditures by Fund</b>				-	<b>85,469</b>

**W.S.U ANNUAL BUDGET**  
**101510 - Financial Operations**  
**For Fiscal Year 2022**

Account Code	Position Number	Name or Account Description	Months	2022 Adopted	
				Budget FTE	Amount
<b>USS SALARIES</b>					
<b>1000 USS Salaries-Permanent</b>					
	999478	Accountant II Hayes, Linda	12	1.00	41,142
	999869	Public Service Admin I Vacant <i>\$24,902 of this position is funded from restricted use sources.</i>		0.63	39,902
	999991	Accounts Services Sr. Financial Specialist Vacant		1.00	39,749
1010	USS Salaries-Temp			-	-
1020	USS Salaries-OT			-	-
<b>Total USS Salaries</b>				<b>2.63</b>	<b>120,793</b>
<b>Total USS Salaries by Fund</b>					
A0003	GU State General Fund			2.00	80,891
A2000	GU General Fees Fund			0.24	15,000
D10252	RU Controller's Office			0.39	24,902
<b>Total USS Salaries by Fund</b>				<b>2.63</b>	<b>120,793</b>
<b>UNCLASSIFIED SALARIES</b>					
<b>1100 Unclassified Salaries-Permanent (Including 1105 - Stipend)</b>					
	992039	Student Account Associate Vacant		1.00	36,400
	993427	Director, Purchasing & Accounts Payable Fiscal Operations Courtney, Kristie	12	1.00	100,000
	994036	Payroll Specialist Cole, Stephanie	12	1.00	49,150
	994118	PCard Administrator/Fiscal Team Lead Hernandez, Shanda	12	1.00	51,002
	994389	Customer Service Associate Betzen, Joshua	12	1.00	39,166
	994935	Director of Business Technology Coldiron, Brenda	12	1.00	124,847
	996395	Audit Services Financial Analyst Hays, Kimberly	12	1.00	43,763
	996576	Accounts Payable Audit and Compliance Analyst I White, Michelle	12	1.00	45,968
	996689	Senior Payroll Analyst Dixon, Mindy	12	1.00	74,000
	996942	Business Technology Analyst, Senior Cramer, John <i>This position is fully funded from restricted use sources.</i>	12	1.00	78,000

**W.S.U ANNUAL BUDGET**  
**101510 - Financial Operations**  
**For Fiscal Year 2022**

Account Code	Position Number	Name or Account Description	Months	2022 Adopted	
				Budget FTE	Amount
	997087	Student Finance Analyst I Vacant	12	1.00	45,698
	997097	Fiscal Support Specialist Clevenger, Tammy	12	0.80	33,280
	997261	Financial Specialist Senior Turenne, Theresa	12	1.00	45,011
	997360	Policy and Program Analyst Beat, Dianna <i>This position is fully funded from restricted use sources.</i>	12	0.50	23,348
	997535	Business Financial Analyst Schulte, Franklin <i>This position is fully funded from restricted use sources.</i>	12	1.00	50,773
	997586	Director of Accounting Operations Moore, Teresa	12	1.00	101,957
	998045	Senior Business Analyst Vacant		1.00	88,432
	998209	Business Technology Analyst Emmart, Sonya	12	1.00	64,500
	998407	Desktop Technology Specialist Hess, Dennis <i>This position is fully funded from restricted use sources.</i>	12	1.00	49,379
	998453	Director - Student and Accounts Receivable Fiscal Operations Bongartz, Robyn	12	1.00	106,119
	998493	Payroll Manager Graham, Janet	12	1.00	93,000
	998564	Associate Vice President for Administration and Finance for Financial Reporting and Analysis and Debt Management Bruun, Troy	12	1.00	166,057
	998589	Public Service Administrator III Torres, Felicia	12	1.00	51,189
	998718	Information Security Analyst Vacant		1.00	56,774
	998730	Accounts Receivable Manager Maseberg, Clarice	12	1.00	75,618
	998798	Accountant Analyst Eck, Kelly <i>\$6,306 of this position is funded from restricted use sources.</i>	12	1.00	63,049



**W.S.U ANNUAL BUDGET**  
**101510 - Financial Operations**  
**For Fiscal Year 2022**

Account Code	Position Number	Name or Account Description	Months	2022 Adopted	
				Budget FTE	Amount
	998868	Accountant II Woods, Vivien	12	1.00	41,142
	998871	Student Account Analyst Moore, Asia	12	1.00	38,771
	998892	Public Service Administrator II Donovan-Wright, Kristi	12	1.00	45,344
	999224	Audit and Compliance Team Lead Love, Fallon <i>\$10,650 of this position is funded from restricted use sources.</i>	12	1.00	52,250
	999236	Manager Business Technology Geer, Emily	12	1.00	90,500
	999244	Payroll Specialist Fisher, Tamara <i>This position is fully funded from restricted use sources.</i>	12	1.00	47,260
	999342	Student Account Specialist Lohfink, Ryan	12	1.00	50,773
	999458	Business Technology Analyst Pham, Nam	12	1.00	71,050
	999477	Student Account Associate Unruh, Sarah	12	1.00	38,584
	999989	Accounts Payable and Imaging Specialist Vacant <i>\$19,255 of this position is funded from restricted use sources.</i>	12	1.00	37,170
	1110	Uncl-Salaries-Seasonal and Temp			50,153
	1160	Unclass Sal-OT/Comp/AHR			15,000
		<b>Total Unclassified Salaries</b>		<b>35.30</b>	<b>2,334,477</b>
		<b>Total Unclassified Salaries by Fund</b>			
	A0003	GU State General Fund		16.50	864,683
	A2000	GU General Fees Fund		13.48	1,134,823
	D10252	RU Controller's Office		5.32	334,971
		<b>Total Unclassified Salaries by Fund</b>		<b>35.30</b>	<b>2,334,477</b>
<b>STUDENT ASSISTANTS AND BENEFITS</b>					
	1200	Student Salaries-Regular			25,000
	1690	Shrinkage			(61,735)
	1760	State Leave Pymt Assessment			16,390
	1810	KPERS Retirement			73,143
	1830	Regents Retirement			134,962
	1850	TIAA Disability			24,068
	1911	Medicare			34,770
	1912	OASDI			147,590
	1750	Dependent Health Insurance			48,166
	1752	Healthy Kids Health Insurance			-

**W.S.U ANNUAL BUDGET**  
**101510 - Financial Operations**  
**For Fiscal Year 2022**

Account Code	Position Number	Name or Account Description	Months	2022 Adopted	
				Budget FTE	Amount
1950		Single Group Health Insurance			211,601
1970		Workers Compensation			7,662
1980		Unemployment Compensation			1,958
<b>Total Students and Fringe Benefits</b>					<b>663,575</b>
<b>Total Students and Fringe Benefits by Fund</b>					
A0003		GU State General Fund			279,419
A2000		GU General Fees Fund			270,502
D10252		RU Controller's Office			113,655
<b>Total Students and Fringe Benefits</b>					<b>663,575</b>
<b>Total Salaries and Fringe Benefits</b>				<b>37.93</b>	<b>3,118,845</b>
<b>Total Salaries and Fringe Benefits by Fund</b>					
A0003		GU State General Fund		18.50	1,224,993
A2000		GU General Fees Fund		13.72	1,420,325
D10252		RU Controller's Office		5.72	473,527
<b>Total Salaries and Fringe Benefits</b>				<b>37.93</b>	<b>3,118,845</b>
<b>OTHER OPERATING EXPENDITURES (OOE)</b>					
7C		Contractual Services			739,549
7F		Commodities			15,575
<b>Total OOE</b>					<b>755,124</b>
<b>Total OOE by Fund</b>					
A2000		GU General Fees Fund			322,376
D10252		RU Controller's Office			432,748
<b>Total OOE by Fund</b>					<b>755,124</b>
<b>Total FTE and Expenditures</b>				<b>37.93</b>	<b>3,873,969</b>
<b>Total FTE and Expenditures by Fund</b>					
A0003		GU State General Fund		18.50	1,224,993
A2000		GU General Fees Fund		13.72	1,742,701
D10252		RU Controller's Office		5.72	906,275
<b>Total FTE and Expenditures by Fund</b>				<b>37.93</b>	<b>3,873,969</b>

**W.S.U ANNUAL BUDGET  
101517 - 27th Payroll Period  
For Fiscal Year 2022**

Account Code	Position Number	Name or Account Description	Months	2022 Adopted	
				Budget FTE	Amount
<b>USS SALARIES</b>					
<b>1000 USS Salaries-Permanent</b>					
<b>Total USS Salaries</b>				-	-
<b>Total USS Salaries by Fund</b>					
<b>Total USS Salaries by Fund</b>				-	-
<b>UNCLASSIFIED SALARIES</b>					
<b>1100 Unclassified Salaries-Permanent (Including 1105 - Stipend)</b>					
<b>Total Unclassified Salaries</b>				-	-
<b>Total Unclassified Salaries by Fund</b>					
<b>Total Unclassified Salaries by Fund</b>				-	-
<b>STUDENT ASSISTANTS AND BENEFITS</b>					
<b>Total Students and Fringe Benefits</b>				-	-
<b>Total Students and Fringe Benefits by Fund</b>					
<b>Total Students and Fringe Benefits</b>				-	-
<b>Total Salaries and Fringe Benefits</b>				-	-
<b>Total Salaries and Fringe Benefits by Fund</b>					
<b>Total Salaries and Fringe Benefits</b>				-	-
<b>OTHER OPERATING EXPENDITURES (OOE)</b>					
7C Contractual Services				220,000	
<b>Total OOE</b>				<b>220,000</b>	
<b>Total OOE by Fund</b>					
A2000		GU General Fees Fund		220,000	
<b>Total OOE by Fund</b>				<b>220,000</b>	
<b>Total FTE and Expenditures</b>				-	<b>220,000</b>
<b>Total FTE and Expenditures by Fund</b>					
A2000		GU General Fees Fund		-	220,000
<b>Total FTE and Expenditures by Fund</b>				-	<b>220,000</b>

**W.S.U ANNUAL BUDGET**  
**101580 - Technology Projects and Fees**  
**For Fiscal Year 2022**

Account Code	Position Number	Name or Account Description	Months	2022 Adopted	
				Budget FTE	Amount
<b>USS SALARIES</b>					
<b>1000 USS Salaries-Permanent</b>					
<b>Total USS Salaries</b>				-	-
<b>Total USS Salaries by Fund</b>					
<b>Total USS Salaries by Fund</b>				-	-
<b>UNCLASSIFIED SALARIES</b>					
<b>1100 Unclassified Salaries-Permanent (Including 1105 - Stipend)</b>					
<b>Total Unclassified Salaries</b>				-	-
<b>Total Unclassified Salaries by Fund</b>					
<b>Total Unclassified Salaries by Fund</b>				-	-
<b>STUDENT ASSISTANTS AND BENEFITS</b>					
<b>Total Students and Fringe Benefits</b>				-	-
<b>Total Students and Fringe Benefits by Fund</b>					
<b>Total Students and Fringe Benefits</b>				-	-
<b>Total Salaries and Fringe Benefits</b>				-	-
<b>Total Salaries and Fringe Benefits by Fund</b>					
<b>Total Salaries and Fringe Benefits</b>				-	-
<b>OTHER OPERATING EXPENDITURES (OOE)</b>					
7C Contractual Services				615,121	
<b>Total OOE</b>				<b>615,121</b>	
<b>Total OOE by Fund</b>					
A2000 GU General Fees Fund				615,121	
<b>Total OOE by Fund</b>				<b>615,121</b>	
<b>Total FTE and Expenditures</b>				-	<b>615,121</b>
<b>Total FTE and Expenditures by Fund</b>					
A2000 GU General Fees Fund				-	615,121
<b>Total FTE and Expenditures by Fund</b>				-	<b>615,121</b>

**W.S.U ANNUAL BUDGET**  
**101101 - General Fees**  
**For Fiscal Year 2022**

Account Code	Position Number	Name or Account Description	Months	2022 Adopted	
				Budget FTE	Amount
<b>USS SALARIES</b>					
<b>1000 USS Salaries-Permanent</b>					
<b>Total USS Salaries</b>				-	-
<b>Total USS Salaries by Fund</b>					
<b>Total USS Salaries by Fund</b>				-	-
<b>UNCLASSIFIED SALARIES</b>					
<b>1100 Unclassified Salaries-Permanent (Including 1105 - Stipend)</b>					
<b>Total Unclassified Salaries</b>				-	-
<b>Total Unclassified Salaries by Fund</b>					
<b>Total Unclassified Salaries by Fund</b>				-	-
<b>STUDENT ASSISTANTS AND BENEFITS</b>					
<b>Total Students and Fringe Benefits</b>				-	-
<b>Total Students and Fringe Benefits by Fund</b>					
<b>Total Students and Fringe Benefits</b>				-	-
<b>Total Salaries and Fringe Benefits</b>				-	-
<b>Total Salaries and Fringe Benefits by Fund</b>					
<b>Total Salaries and Fringe Benefits</b>				-	-
<b>OTHER OPERATING EXPENDITURES (OOE)</b>					
7Z Transfers Out				210,000	
<b>Total OOE</b>				<b>210,000</b>	
<b>Total OOE by Fund</b>					
A2000		GU General Fees Fund		210,000	
<b>Total OOE by Fund</b>				<b>210,000</b>	
<b>Total FTE and Expenditures</b>				-	<b>210,000</b>
<b>Total FTE and Expenditures by Fund</b>					
A2000		GU General Fees Fund		-	210,000
<b>Total FTE and Expenditures by Fund</b>				-	<b>210,000</b>

**W.S.U ANNUAL BUDGET**  
**101595 - Sponsored Research Accounting**  
**For Fiscal Year 2022**

Account Code	Position Number	Name or Account Description	Months	2022 Adopted	
				Budget FTE	Amount
<b>USS SALARIES</b>					
<b>1000 USS Salaries-Permanent</b>					
<b>Total USS Salaries</b>				-	-
<b>Total USS Salaries by Fund</b>					
<b>Total USS Salaries by Fund</b>				-	-
<b>UNCLASSIFIED SALARIES</b>					
<b>1100 Unclassified Salaries-Permanent (Including 1105 - Stipend)</b>					
996927		Research Grant Administrator, Senior McBroom, Judith	12	1.00	58,011
996928		Research Grant Administrator Davis, Kimberly	12	1.00	57,990
996929		Research Grant Administrator Olson, Marsha	12	1.00	52,749
997004		Associate Director - Sponsored Research Accounting Delgado, Amy	12	1.00	88,001
997008		Research Grant Administrator Mermis, Madison	12	1.00	52,000
998103		Senior Research Grant Administrator Atwater, Tamara	12	1.00	61,506
998947		Research Grant Administrator Shepherd, Traci	12	1.00	54,600
<b>Total Unclassified Salaries</b>				<b>7.00</b>	<b>424,857</b>
<b>Total Unclassified Salaries by Fund</b>					
A2000		GU General Fees Fund		7.00	424,857
D11091		SRO Sponsored Research Accounting		-	-
<b>Total Unclassified Salaries by Fund</b>				<b>7.00</b>	<b>424,857</b>
<b>STUDENT ASSISTANTS AND BENEFITS</b>					
1690		Shrinkage			(12,830)
1760		State Leave Pymt Assessment			2,807
1810		KPERS Retirement			16,361
1830		Regents Retirement			26,246
1850		TIAA Disability			4,252
1911		Medicare			6,004
1912		OASDI			25,665
1750		Dependent Health Insurance			14,820
1752		Healthy Kids Health Insurance			698
1950		Single Group Health Insurance			39,185
1970		Workers Compensation			1,313
1980		Unemployment Compensation			334

**W.S.U ANNUAL BUDGET**  
**101595 - Sponsored Research Accounting**  
**For Fiscal Year 2022**

Account Code	Position Number	Name or Account Description	Months	2022 Adopted	
				Budget FTE	Amount
<b>Total Students and Fringe Benefits</b>					<b>124,855</b>
<b>Total Students and Fringe Benefits by Fund</b>					
A2000		GU General Fees Fund			124,855
D11091		SRO Sponsored Research Accounting			-
<b>Total Students and Fringe Benefits</b>					<b>124,855</b>
<b>Total Salaries and Fringe Benefits</b>				<b>7.00</b>	<b>549,712</b>
<b>Total Salaries and Fringe Benefits by Fund</b>					
A2000		GU General Fees Fund		7.00	549,712
D11091		SRO Sponsored Research Accounting		-	-
<b>Total Salaries and Fringe Benefits</b>				<b>7.00</b>	<b>549,712</b>
<b>OTHER OPERATING EXPENDITURES (OOE)</b>					
7C		Contractual Services			10,000
<b>Total OOE</b>					<b>10,000</b>
<b>Total OOE by Fund</b>					
D11091		SRO Sponsored Research Accounting			10,000
<b>Total OOE by Fund</b>					<b>10,000</b>
<b>Total FTE and Expenditures</b>				<b>7.00</b>	<b>559,712</b>
<b>Total FTE and Expenditures by Fund</b>					
A2000		GU General Fees Fund		7.00	549,712
D11091		SRO Sponsored Research Accounting		-	10,000
<b>Total FTE and Expenditures by Fund</b>				<b>7.00</b>	<b>559,712</b>

**W.S.U ANNUAL BUDGET**  
**101506 - Office of Human Resources**  
**For Fiscal Year 2022**

Account Code	Position Number	Name or Account Description	Months	2022 Adopted	
				Budget FTE	Amount
<b>USS SALARIES</b>					
<b>1000 USS Salaries-Permanent</b>					
<b>Total USS Salaries</b>				-	-
<b>Total USS Salaries by Fund</b>					
<b>Total USS Salaries by Fund</b>				-	-
<b>UNCLASSIFIED SALARIES</b>					
<b>1100 Unclassified Salaries-Permanent (Including 1105 - Stipend)</b>					
995795		Administrative Specialist Vacant		1.00	63,523
996565		Human Resources Specialist Rich, Hannah	12	1.00	42,078
996588		Human Resources Training Coordinator Parker, Sandy	12	1.00	39,603
996609		Compensation Analyst Thompson, Micah	12	1.00	52,019
996618		Human Resources Business Partner Vacant		1.00	75,000
996622		Director, Human Resources Operations and Systems Martin, Susan	12	1.00	124,845
996623		Manager, Talent Acquisition Lindt, Lane	12	1.00	67,000
997064		Lead of Total Rewards, HR Olmsted, Jamie	12	1.00	96,755
997349		Human Resource Professional II Windham, Julie	12	1.00	48,922
997591		Director, Talent Management Propst, Sheryl	12	1.00	96,650
997753		Benefits Representative Tucker, Cara	12	1.00	39,520
997888		HR Business Partner Supervisor Reiling, Rebecca	12	1.00	87,550
998546		Human Resources Business Partner Anthis, Lana	12	1.00	96,755
998562		Executive Director of Human Resources Espinoza, Judith	12	1.00	152,250



**W.S.U ANNUAL BUDGET**  
**101506 - Office of Human Resources**  
**For Fiscal Year 2022**

Account Code	Position Number	Name or Account Description	Months	2022 Adopted	
				Budget FTE	Amount
	998811	Lead, HR Operations Pletcher, Lyndsay	12	1.00	50,003
	998812	Business Technology Analyst Basham, Kaleb	12	1.00	49,005
	998826	HR Coordinator Rosebaugh, Megan	12	1.00	39,000
	998843	Talent Representative Lee, Lisa	12	1.00	37,440
	998845	HR Coordinator McIntyre, Sara	12	1.00	39,603
	998998	Benefits Representative Gosch, Tianna	12	1.00	37,440
	999294	HRMS Lead Chrisman, Vickie	12	1.00	71,050
	999321	Talent Acquisition Coordinator Hutt, Jennifer	12	1.00	35,360
	999444	Recruiter Tucker, Megan	12	1.00	48,922
	1110	Uncl-Salaries-Seasonal and Temp			12,000
	1160	Unclass Sal-OT/Comp/AHR			800
		<b>Total Unclassified Salaries</b>		<b>23.00</b>	<b>1,503,093</b>
		<b>Total Unclassified Salaries by Fund</b>			
	A0003	GU State General Fund		-	800
	A2000	GU General Fees Fund		23.00	1,502,293
		<b>Total Unclassified Salaries by Fund</b>		<b>23.00</b>	<b>1,503,093</b>
<b>STUDENT ASSISTANTS AND BENEFITS</b>					
	1200	Student Salaries-Regular			1,200
	1690	Shrinkage			(44,276)
	1760	State Leave Pymt Assessment			9,940
	1810	KPERS Retirement			12,475
	1830	Regents Retirement			103,296
	1850	TIAA Disability			14,924
	1911	Medicare			21,254
	1912	OASDI			90,541
	1750	Dependent Health Insurance			37,050
	1752	Healthy Kids Health Insurance			698
	1950	Single Group Health Insurance			141,066
	1970	Workers Compensation			4,645
	1980	Unemployment Compensation			1,184
		<b>Total Students and Fringe Benefits</b>			<b>393,997</b>
		<b>Total Students and Fringe Benefits by Fund</b>			
	A0003	GU State General Fund			127

**W.S.U ANNUAL BUDGET**  
**101506 - Office of Human Resources**  
**For Fiscal Year 2022**

Account Code	Position Number	Name or Account Description	Months	2022 Adopted	
				Budget FTE	Amount
	A2000	GU General Fees Fund			393,870
		<b>Total Students and Fringe Benefits</b>			<b>393,997</b>
		<b>Total Salaries and Fringe Benefits</b>		<b>23.00</b>	<b>1,897,090</b>
<b>Total Salaries and Fringe Benefits by Fund</b>					
	A0003	GU State General Fund		-	927
	A2000	GU General Fees Fund		23.00	1,896,163
		<b>Total Salaries and Fringe Benefits</b>		<b>23.00</b>	<b>1,897,090</b>
<b>OTHER OPERATING EXPENDITURES (OOE)</b>					
	7C	Contractual Services			71,747
	7F	Commodities			10,605
	7H	Capital Outlay			35,800
		<b>Total OOE</b>			<b>118,152</b>
<b>Total OOE by Fund</b>					
	A2000	GU General Fees Fund			118,152
	D10256	RU Office of Human Resources			-
		<b>Total OOE by Fund</b>			<b>118,152</b>
		<b>Total FTE and Expenditures</b>		<b>23.00</b>	<b>2,015,242</b>
<b>Total FTE and Expenditures by Fund</b>					
	A0003	GU State General Fund		-	927
	A2000	GU General Fees Fund		23.00	2,014,315
	D10256	RU Office of Human Resources		-	-
		<b>Total FTE and Expenditures by Fund</b>		<b>23.00</b>	<b>2,015,242</b>

**W.S.U ANNUAL BUDGET**  
**101523 - Minority Faculty & Staff Assoc**  
**For Fiscal Year 2022**

Account Code	Position Number	Name or Account Description	Months	2022 Adopted	
				Budget FTE	Amount
<b>USS SALARIES</b>					
<b>1000 USS Salaries-Permanent</b>					
<b>Total USS Salaries</b>				-	-
<b>Total USS Salaries by Fund</b>					
<b>Total USS Salaries by Fund</b>				-	-
<b>UNCLASSIFIED SALARIES</b>					
<b>1100 Unclassified Salaries-Permanent (Including 1105 - Stipend)</b>					
<b>Total Unclassified Salaries</b>				-	-
<b>Total Unclassified Salaries by Fund</b>					
<b>Total Unclassified Salaries by Fund</b>				-	-
<b>STUDENT ASSISTANTS AND BENEFITS</b>					
<b>Total Students and Fringe Benefits</b>				-	-
<b>Total Students and Fringe Benefits by Fund</b>					
<b>Total Students and Fringe Benefits</b>				-	-
<b>Total Salaries and Fringe Benefits</b>				-	-
<b>Total Salaries and Fringe Benefits by Fund</b>					
<b>Total Salaries and Fringe Benefits</b>				-	-
<b>OTHER OPERATING EXPENDITURES (OOE)</b>					
7F	Commodities				275
<b>Total OOE</b>				-	<b>275</b>
<b>Total OOE by Fund</b>					
A2000	GU General Fees Fund				275
<b>Total OOE by Fund</b>				-	<b>275</b>
<b>Total FTE and Expenditures</b>				-	<b>275</b>
<b>Total FTE and Expenditures by Fund</b>					
A2000	GU General Fees Fund				275
<b>Total FTE and Expenditures by Fund</b>				-	<b>275</b>

**W.S.U ANNUAL BUDGET**  
**101527 - Staff Training & Development**  
**For Fiscal Year 2022**

Account Code	Position Number	Name or Account Description	Months	2022 Adopted	
				Budget FTE	Amount
<b>USS SALARIES</b>					
<b>1000 USS Salaries-Permanent</b>					
<b>Total USS Salaries</b>				-	-
<b>Total USS Salaries by Fund</b>					
<b>Total USS Salaries by Fund</b>				-	-
<b>UNCLASSIFIED SALARIES</b>					
<b>1100 Unclassified Salaries-Permanent (Including 1105 - Stipend)</b>					
<b>Total Unclassified Salaries</b>				-	-
<b>Total Unclassified Salaries by Fund</b>					
<b>Total Unclassified Salaries by Fund</b>				-	-
<b>STUDENT ASSISTANTS AND BENEFITS</b>					
<b>Total Students and Fringe Benefits</b>				-	-
<b>Total Students and Fringe Benefits by Fund</b>					
<b>Total Students and Fringe Benefits</b>				-	-
<b>Total Salaries and Fringe Benefits</b>				-	-
<b>Total Salaries and Fringe Benefits by Fund</b>					
<b>Total Salaries and Fringe Benefits</b>				-	-
<b>OTHER OPERATING EXPENDITURES (OOE)</b>					
7L Grants Claims & Shared Revenue				634,000	
<b>Total OOE</b>				<b>634,000</b>	
<b>Total OOE by Fund</b>					
A2000		GU General Fees Fund		634,000	
<b>Total OOE by Fund</b>				<b>634,000</b>	
<b>Total FTE and Expenditures</b>				-	<b>634,000</b>
<b>Total FTE and Expenditures by Fund</b>					
A2000		GU General Fees Fund		-	634,000
<b>Total FTE and Expenditures by Fund</b>				-	<b>634,000</b>

**W.S.U ANNUAL BUDGET**  
**101529 - Office of Purchasing**  
**For Fiscal Year 2022**

Account Code	Position Number	Name or Account Description	Months	2022 Adopted	
				Budget FTE	Amount
<b>USS SALARIES</b>					
<b>1000 USS Salaries-Permanent</b>					
	999658	Procurement Officer II Vacant		1.00	37,752
		<i>This position is fully funded from restricted use sources.</i>			
	999826	Purchasing Officer Senior Murray, Robby	12	1.00	50,877
		<i>This position is fully funded from restricted use sources.</i>			
1010	USS Salaries-Temp			-	25,000
	<b>Total USS Salaries</b>			<b>2.00</b>	<b>113,629</b>
<b>Total USS Salaries by Fund</b>					
A0003	GU State General Fund			-	25,000
D10250	RU Office of Purchasing			2.00	88,629
	<b>Total USS Salaries by Fund</b>			<b>2.00</b>	<b>113,629</b>
<b>UNCLASSIFIED SALARIES</b>					
<b>1100 Unclassified Salaries-Permanent (Including 1105 - Stipend)</b>					
	994023	Senior Administrative Specialist Vacant		1.00	36,379
		<i>This position is fully funded from restricted use sources.</i>			
	997574	Director of Purchasing Vacant		1.00	106,575
		<i>This position is fully funded from restricted use sources.</i>			
	998469	Assistant Director of Purchasing Sowell, Kimberly	12	1.00	69,020
	999975	Procurement Officer Boyd, Jory	12	1.00	46,446
	<b>Total Unclassified Salaries</b>			<b>4.00</b>	<b>258,421</b>
<b>Total Unclassified Salaries by Fund</b>					
A0003	GU State General Fund			2.00	115,466
D10250	RU Office of Purchasing			2.00	142,954
	<b>Total Unclassified Salaries by Fund</b>			<b>4.00</b>	<b>258,421</b>
<b>STUDENT ASSISTANTS AND BENEFITS</b>					
1200	Student Salaries-Regular				2,844
1690	Shrinkage				(4,232)
1760	State Leave Pymt Assessment				2,478
1810	KPERs Retirement				-
1830	Regents Retirement				14,140
1850	TIAA Disability				3,473
1911	Medicare				5,298
1912	OASDI				22,637
1750	Dependent Health Insurance				7,410
1950	Single Group Health Insurance				23,511
1970	Workers Compensation				1,161
1980	Unemployment Compensation				299

**W.S.U ANNUAL BUDGET**  
**101529 - Office of Purchasing**  
**For Fiscal Year 2022**

Account Code	Position Number	Name or Account Description	Months	2022 Adopted	
				Budget FTE	Amount
<b>Total Students and Fringe Benefits</b>					<b>79,019</b>
<b>Total Students and Fringe Benefits by Fund</b>					
A0003		GU State General Fund			40,905
D10250		RU Office of Purchasing			38,114
<b>Total Students and Fringe Benefits</b>					<b>79,019</b>
<b>Total Salaries and Fringe Benefits</b>				<b>6.00</b>	<b>451,068</b>
<b>Total Salaries and Fringe Benefits by Fund</b>					
A0003		GU State General Fund		2.00	181,371
D10250		RU Office of Purchasing		4.00	269,697
<b>Total Salaries and Fringe Benefits</b>				<b>6.00</b>	<b>451,068</b>
<b>OTHER OPERATING EXPENDITURES (OOE)</b>					
7C		Contractual Services			4,137
7F		Commodities			350
<b>Total OOE</b>					<b>4,487</b>
<b>Total OOE by Fund</b>					
A2000		GU General Fees Fund			4,487
<b>Total OOE by Fund</b>					<b>4,487</b>
<b>Total FTE and Expenditures</b>				<b>6.00</b>	<b>455,555</b>
<b>Total FTE and Expenditures by Fund</b>					
A0003		GU State General Fund		2.00	181,371
A2000		GU General Fees Fund		-	4,487
D10250		RU Office of Purchasing		4.00	269,697
<b>Total FTE and Expenditures by Fund</b>				<b>6.00</b>	<b>455,555</b>

**W.S.U ANNUAL BUDGET  
101543 - HR - Background Checks  
For Fiscal Year 2022**

Account Code	Position Number	Name or Account Description	Months	2022 Adopted	
				Budget FTE	Amount
<b>USS SALARIES</b>					
<b>1000 USS Salaries-Permanent</b>					
<b>Total USS Salaries</b>				-	-
<b>Total USS Salaries by Fund</b>					
<b>Total USS Salaries by Fund</b>				-	-
<b>UNCLASSIFIED SALARIES</b>					
<b>1100 Unclassified Salaries-Permanent (Including 1105 - Stipend)</b>					
<b>Total Unclassified Salaries</b>				-	-
<b>Total Unclassified Salaries by Fund</b>					
<b>Total Unclassified Salaries by Fund</b>				-	-
<b>STUDENT ASSISTANTS AND BENEFITS</b>					
<b>Total Students and Fringe Benefits</b>				-	-
<b>Total Students and Fringe Benefits by Fund</b>					
<b>Total Students and Fringe Benefits</b>				-	-
<b>Total Salaries and Fringe Benefits</b>				-	-
<b>Total Salaries and Fringe Benefits by Fund</b>					
<b>Total Salaries and Fringe Benefits</b>				-	-
<b>OTHER OPERATING EXPENDITURES (OOE)</b>					
7C Contractual Services				9,000	
<b>Total OOE</b>				<b>9,000</b>	
<b>Total OOE by Fund</b>					
A2000		GU General Fees Fund		9,000	
<b>Total OOE by Fund</b>				<b>9,000</b>	
<b>Total FTE and Expenditures</b>				-	<b>9,000</b>
<b>Total FTE and Expenditures by Fund</b>					
A2000		GU General Fees Fund		-	9,000
<b>Total FTE and Expenditures by Fund</b>				-	<b>9,000</b>

**W.S.U ANNUAL BUDGET  
101590 - Shuttle Bus  
For Fiscal Year 2022**

Account Code	Position Number	Name or Account Description	Months	2022 Adopted	
				Budget FTE	Amount
<b>USS SALARIES</b>					
<b>1000 USS Salaries-Permanent</b>					
<b>Total USS Salaries</b>				-	-
<b>Total USS Salaries by Fund</b>					
<b>Total USS Salaries by Fund</b>				-	-
<b>UNCLASSIFIED SALARIES</b>					
<b>1100 Unclassified Salaries-Permanent (Including 1105 - Stipend)</b>					
<b>Total Unclassified Salaries</b>				-	-
<b>Total Unclassified Salaries by Fund</b>					
<b>Total Unclassified Salaries by Fund</b>				-	-
<b>STUDENT ASSISTANTS AND BENEFITS</b>					
<b>Total Students and Fringe Benefits</b>				-	-
<b>Total Students and Fringe Benefits by Fund</b>					
<b>Total Students and Fringe Benefits</b>				-	-
<b>Total Salaries and Fringe Benefits</b>				-	-
<b>Total Salaries and Fringe Benefits by Fund</b>					
<b>Total Salaries and Fringe Benefits</b>				-	-
<b>OTHER OPERATING EXPENDITURES (OOE)</b>					
7C Contractual Services				334,000	
<b>Total OOE</b>				<b>334,000</b>	
<b>Total OOE by Fund</b>					
A2000		GU General Fees Fund		100,000	
D10679		RU Shuttle Bus		234,000	
<b>Total OOE by Fund</b>				<b>334,000</b>	
<b>Total FTE and Expenditures</b>				-	<b>334,000</b>
<b>Total FTE and Expenditures by Fund</b>					
A2000		GU General Fees Fund		-	100,000
D10679		RU Shuttle Bus		-	234,000
<b>Total FTE and Expenditures by Fund</b>				-	<b>334,000</b>



**W.S.U ANNUAL BUDGET  
101602 - General Expense  
For Fiscal Year 2022**

Account Code	Position Number	Name or Account Description	Months	2022 Adopted	
				Budget FTE	Amount
<b>USS SALARIES</b>					
<b>1000 USS Salaries-Permanent</b>					
<b>Total USS Salaries</b>				-	-
<b>Total USS Salaries by Fund</b>					
<b>Total USS Salaries by Fund</b>				-	-
<b>UNCLASSIFIED SALARIES</b>					
<b>1100 Unclassified Salaries-Permanent (Including 1105 - Stipend)</b>					
<b>Total Unclassified Salaries</b>				-	-
<b>Total Unclassified Salaries by Fund</b>					
<b>Total Unclassified Salaries by Fund</b>				-	-
<b>STUDENT ASSISTANTS AND BENEFITS</b>					
<b>Total Students and Fringe Benefits</b>				-	-
<b>Total Students and Fringe Benefits by Fund</b>					
<b>Total Students and Fringe Benefits</b>				-	-
<b>Total Salaries and Fringe Benefits</b>				-	-
<b>Total Salaries and Fringe Benefits by Fund</b>					
<b>Total Salaries and Fringe Benefits</b>				-	-
<b>OTHER OPERATING EXPENDITURES (OOE)</b>					
7C Contractual Services				3,027,212	
<b>Total OOE</b>				<b>3,027,212</b>	
<b>Total OOE by Fund</b>					
A2000		GU General Fees Fund		3,027,212	
<b>Total OOE by Fund</b>				<b>3,027,212</b>	
<b>Total FTE and Expenditures</b>				-	<b>3,027,212</b>
<b>Total FTE and Expenditures by Fund</b>					
A2000		GU General Fees Fund		-	3,027,212
<b>Total FTE and Expenditures by Fund</b>				-	<b>3,027,212</b>

**W.S.U ANNUAL BUDGET**  
**101604 - Telecommunications Services**  
**For Fiscal Year 2022**

Account Code	Position Number	Name or Account Description	Months	2022 Adopted	
				Budget FTE	Amount
<b>USS SALARIES</b>					
<b>1000 USS Salaries-Permanent</b>					
<b>Total USS Salaries</b>				-	-
<b>Total USS Salaries by Fund</b>					
<b>Total USS Salaries by Fund</b>				-	-
<b>UNCLASSIFIED SALARIES</b>					
<b>1100 Unclassified Salaries-Permanent (Including 1105 - Stipend)</b>					
<b>Total Unclassified Salaries</b>				-	-
<b>Total Unclassified Salaries by Fund</b>					
<b>Total Unclassified Salaries by Fund</b>				-	-
<b>STUDENT ASSISTANTS AND BENEFITS</b>					
<b>Total Students and Fringe Benefits</b>				-	-
<b>Total Students and Fringe Benefits by Fund</b>					
<b>Total Students and Fringe Benefits</b>				-	-
<b>Total Salaries and Fringe Benefits</b>				-	-
<b>Total Salaries and Fringe Benefits by Fund</b>					
<b>Total Salaries and Fringe Benefits</b>				-	-
<b>OTHER OPERATING EXPENDITURES (OOE)</b>					
7C Contractual Services					682,210
7F Commodities					306,545
7H Capital Outlay					625,245
<b>Total OOE</b>					<b>1,614,000</b>
<b>Total OOE by Fund</b>					
D11386 RU Telecommunication Services Proj					1,364,000
D11389 RU Telecom Infrastructure Upgrades					250,000
<b>Total OOE by Fund</b>					<b>1,614,000</b>
<b>Total FTE and Expenditures</b>				-	<b>1,614,000</b>
<b>Total FTE and Expenditures by Fund</b>					
D11386 RU Telecommunication Services Proj				-	1,364,000
D11389 RU Telecom Infrastructure Upgrades				-	250,000
<b>Total FTE and Expenditures by Fund</b>				-	<b>1,614,000</b>

**W.S.U ANNUAL BUDGET**  
**101608 - Postal Services**  
**For Fiscal Year 2022**

Account Code	Position Number	Name or Account Description	Months	2022 Adopted	
				Budget FTE	Amount
<b>USS SALARIES</b>					
<b>1000 USS Salaries-Permanent</b>					
	999306	Senior Admin Assistant Reikofski, Daniel <i>This position is fully funded from restricted use sources.</i>	12	1.00	34,611
	999476	Assistant Manager Murray, Gordon	12	1.00	37,482
	999951	Senior Admin Assistant Cole, Cynthia	12	1.00	41,142
1020	USS Salaries-OT			-	1,200
<b>Total USS Salaries</b>				<b>3.00</b>	<b>114,435</b>
<b>Total USS Salaries by Fund</b>					
A0003	GU State General Fund			2.00	78,624
A2000	GU General Fees Fund			-	1,000
D10251	RU Postal Services			1.00	34,811
<b>Total USS Salaries by Fund</b>				<b>3.00</b>	<b>114,435</b>
<b>UNCLASSIFIED SALARIES</b>					
<b>1100 Unclassified Salaries-Permanent (Including 1105 - Stipend)</b>					
	998056	Manager of Postal Services Albers, Matthew	12	1.00	55,500
	998900	Senior Administrative Assistant Jay, Meghan	12	1.00	36,005
	999779	Mail Room Clerk Ferrell, Linda	12	1.00	26,021
	999952	Mailroom Clerk Cook, Amanda	12	1.00	26,021
<b>Total Unclassified Salaries</b>				<b>4.00</b>	<b>143,546</b>
<b>Total Unclassified Salaries by Fund</b>					
A0003	GU State General Fund			4.00	143,546
<b>Total Unclassified Salaries by Fund</b>				<b>4.00</b>	<b>143,546</b>
<b>STUDENT ASSISTANTS AND BENEFITS</b>					
1200	Student Salaries-Regular				20,212
1690	Shrinkage				(7,785)
1760	State Leave Pymt Assessment				1,841
1810	KPERS Retirement				23,946
1830	Regents Retirement				7,485
1850	TIAA Disability				2,584
1911	Medicare				3,579
1912	OASDI				15,290
1750	Dependent Health Insurance				11,115
1950	Single Group Health Insurance				54,859
1970	Workers Compensation				863
1980	Unemployment Compensation				218
<b>Total Students and Fringe Benefits</b>					<b>134,207</b>

**W.S.U ANNUAL BUDGET**  
**101608 - Postal Services**  
**For Fiscal Year 2022**

Account Code	Position Number	Name or Account Description	Months	2022 Adopted	
				Budget FTE	Amount
<b>Total Students and Fringe Benefits by Fund</b>					
A0003		GU State General Fund			110,163
A2000		GU General Fees Fund			212
D10251		RU Postal Services			23,833
<b>Total Students and Fringe Benefits</b>					<b>134,207</b>
<b>Total Salaries and Fringe Benefits</b>				<b>7.00</b>	<b>392,189</b>
<b>Total Salaries and Fringe Benefits by Fund</b>					
A0003		GU State General Fund		6.00	332,333
A2000		GU General Fees Fund		-	1,212
D10251		RU Postal Services		1.00	58,644
<b>Total Salaries and Fringe Benefits</b>				<b>7.00</b>	<b>392,189</b>
<b>OTHER OPERATING EXPENDITURES (OOE)</b>					
7C		Contractual Services			76,702
7F		Commodities			11,757
7H		Capital Outlay			2,225
7V		Miscellaneous Non Expense			600
<b>Total OOE</b>					<b>91,284</b>
<b>Total OOE by Fund</b>					
A2000		GU General Fees Fund			63,753
D10251		RU Postal Services			27,531
<b>Total OOE by Fund</b>					<b>91,284</b>
<b>Total FTE and Expenditures</b>				<b>7.00</b>	<b>483,473</b>
<b>Total FTE and Expenditures by Fund</b>					
A0003		GU State General Fund		6.00	332,333
A2000		GU General Fees Fund		-	64,965
D10251		RU Postal Services		1.00	86,175
<b>Total FTE and Expenditures by Fund</b>				<b>7.00</b>	<b>483,473</b>

**W.S.U ANNUAL BUDGET**  
**103026 - Environmental Health and Safety**  
**For Fiscal Year 2022**

Account Code	Position Number	Name or Account Description	Months	2022 Adopted	
				Budget FTE	Amount
<b>USS SALARIES</b>					
<b>1000 USS Salaries-Permanent</b>					
	999689	Fire & Safety Coordinator, Senior Moore, Dennis	12	1.00	46,030
	999717	Trades Supervisor Fee, Brian	12	1.00	50,357
1030		USS Salaries-Standby		-	12,992
1020		USS Salaries-OT		-	750
<b>Total USS Salaries</b>				<b>2.00</b>	<b>110,129</b>
<b>Total USS Salaries by Fund</b>					
A0003		GU State General Fund		1.00	59,772
A2000		GU General Fees Fund		1.00	50,357
<b>Total USS Salaries by Fund</b>				<b>2.00</b>	<b>110,129</b>
<b>UNCLASSIFIED SALARIES</b>					
<b>1100 Unclassified Salaries-Permanent (Including 1105 - Stipend)</b>					
	993695	Fire & Safety Coordinator Murray, Scott	12	1.00	50,773
	997212	Manager, Environmental Health and Safety Vacant		1.00	42,780
	997843	Director, Environmental Health and Safety Clem, Andrew	12	1.00	72,000
1160		Unclass Sal-OT/Comp/AHR			500
<b>Total Unclassified Salaries</b>				<b>3.00</b>	<b>166,053</b>
<b>Total Unclassified Salaries by Fund</b>					
A0003		GU State General Fund		3.00	166,053
<b>Total Unclassified Salaries by Fund</b>				<b>3.00</b>	<b>166,053</b>
<b>STUDENT ASSISTANTS AND BENEFITS</b>					
1690		Shrinkage			(8,118)
1760		State Leave Pymt Assessment			1,826
1810		KPERS Retirement			15,519
1830		Regents Retirement			10,479
1850		TIAA Disability			2,764
1911		Medicare			3,956
1912		OASDI			16,907
1750		Dependent Health Insurance			3,705
1950		Single Group Health Insurance			23,511
1970		Workers Compensation			854
1980		Unemployment Compensation			222
<b>Total Students and Fringe Benefits</b>					<b>71,625</b>
<b>Total Students and Fringe Benefits by Fund</b>					
A0003		GU State General Fund			49,929
A2000		GU General Fees Fund			21,696
<b>Total Students and Fringe Benefits</b>					<b>71,625</b>
<b>Total Salaries and Fringe Benefits</b>				<b>5.00</b>	<b>347,807</b>
<b>Total Salaries and Fringe Benefits by Fund</b>					

**W.S.U ANNUAL BUDGET**  
**103026 - Environmental Health and Safety**  
**For Fiscal Year 2022**

Account Code	Position Number	Name or Account Description	Months	2022 Adopted	
				Budget FTE	Amount
	A0003	GU State General Fund		4.00	275,754
	A2000	GU General Fees Fund		1.00	72,053
		<b>Total Salaries and Fringe Benefits</b>		<b>5.00</b>	<b>347,807</b>
<b>OTHER OPERATING EXPENDITURES (OOE)</b>					
	7F	Commodities			50,000
		<b>Total OOE</b>			<b>50,000</b>
<b>Total OOE by Fund</b>					
	A2000	GU General Fees Fund			50,000
		<b>Total OOE by Fund</b>			<b>50,000</b>
<b>Total FTE and Expenditures</b>				<b>5.00</b>	<b>397,807</b>
<b>Total FTE and Expenditures by Fund</b>					
	A0003	GU State General Fund		4.00	275,754
	A2000	GU General Fees Fund		1.00	122,053
		<b>Total FTE and Expenditures by Fund</b>		<b>5.00</b>	<b>397,807</b>

**W.S.U ANNUAL BUDGET  
103027 - Animal Safety  
For Fiscal Year 2022**

Account Code	Position Number	Name or Account Description	Months	2022 Adopted	
				Budget FTE	Amount
<b>USS SALARIES</b>					
<b>1000 USS Salaries-Permanent</b>					
<b>Total USS Salaries</b>				-	-
<b>Total USS Salaries by Fund</b>					
<b>Total USS Salaries by Fund</b>				-	-
<b>UNCLASSIFIED SALARIES</b>					
<b>1100 Unclassified Salaries-Permanent (Including 1105 - Stipend)</b>					
<b>Total Unclassified Salaries</b>				-	-
<b>Total Unclassified Salaries by Fund</b>					
<b>Total Unclassified Salaries by Fund</b>				-	-
<b>STUDENT ASSISTANTS AND BENEFITS</b>					
<b>Total Students and Fringe Benefits</b>				-	-
<b>Total Students and Fringe Benefits by Fund</b>					
<b>Total Students and Fringe Benefits</b>				-	-
<b>Total Salaries and Fringe Benefits</b>				-	-
<b>Total Salaries and Fringe Benefits by Fund</b>					
<b>Total Salaries and Fringe Benefits</b>				-	-
<b>OTHER OPERATING EXPENDITURES (OOE)</b>					
7C Contractual Services				25,000	
<b>Total OOE</b>				<b>25,000</b>	
<b>Total OOE by Fund</b>					
D10573 SRO Animal Safety				25,000	
<b>Total OOE by Fund</b>				<b>25,000</b>	
<b>Total FTE and Expenditures</b>				-	<b>25,000</b>
<b>Total FTE and Expenditures by Fund</b>					
D10573 SRO Animal Safety				-	25,000
<b>Total FTE and Expenditures by Fund</b>				-	<b>25,000</b>

**W.S.U ANNUAL BUDGET**  
**102429 - Strategic Engagement & Planning**  
**For Fiscal Year 2022**

Account Code	Position Number	Name or Account Description	Months	2022 Adopted	
				Budget FTE	Amount
<b>USS SALARIES</b>					
<b>1000 USS Salaries-Permanent</b>					
<b>Total USS Salaries</b>				-	-
<b>Total USS Salaries by Fund</b>					
<b>Total USS Salaries by Fund</b>				-	-
<b>UNCLASSIFIED SALARIES</b>					
<b>1100 Unclassified Salaries-Permanent (Including 1105 - Stipend)</b>					
	992998	Program Director Pack, Naquela	12	1.00	75,000
	1110	Uncl-Salaries-Seasonal and Temp			50,000
<b>Total Unclassified Salaries</b>				<b>1.00</b>	<b>125,000</b>
<b>Total Unclassified Salaries by Fund</b>					
	A2000	GU General Fees Fund		1.00	75,000
	D11647	RU Regional Engagement		-	50,000
<b>Total Unclassified Salaries by Fund</b>				<b>1.00</b>	<b>125,000</b>
<b>STUDENT ASSISTANTS AND BENEFITS</b>					
	1690	Shrinkage			(2,200)
	1760	State Leave Pymt Assessment			825
	1830	Regents Retirement			6,376
	1850	TIAA Disability			750
	1911	Medicare			1,812
	1912	OASDI			7,748
	1950	Single Group Health Insurance			7,837
	1970	Workers Compensation			385
	1980	Unemployment Compensation			100
<b>Total Students and Fringe Benefits</b>					<b>23,633</b>
<b>Total Students and Fringe Benefits by Fund</b>					
	A2000	GU General Fees Fund			19,284
	D11647	RU Regional Engagement			4,349
<b>Total Students and Fringe Benefits</b>					<b>23,633</b>
<b>Total Salaries and Fringe Benefits</b>				<b>1.00</b>	<b>148,633</b>
<b>Total Salaries and Fringe Benefits by Fund</b>					
	A2000	GU General Fees Fund		1.00	94,284
	D11647	RU Regional Engagement		-	54,349
<b>Total Salaries and Fringe Benefits</b>				<b>1.00</b>	<b>148,633</b>
<b>OTHER OPERATING EXPENDITURES (OOE)</b>					
	7C	Contractual Services			55,342
<b>Total OOE</b>					<b>55,342</b>
<b>Total OOE by Fund</b>					
	A2000	GU General Fees Fund			13,281
	D11647	RU Regional Engagement			42,061
<b>Total OOE by Fund</b>					<b>55,342</b>
<b>Total FTE and Expenditures</b>				<b>1.00</b>	<b>203,975</b>
<b>Total FTE and Expenditures by Fund</b>					



**W.S.U ANNUAL BUDGET**  
**102429 - Strategic Engagement & Planning**  
**For Fiscal Year 2022**

Account Code	Position Number	Name or Account Description	Months	2022 Adopted	
				Budget FTE	Amount
A2000		GU General Fees Fund		1.00	107,565
D11647		RU Regional Engagement		-	96,410
<b>Total FTE and Expenditures by Fund</b>				<b>1.00</b>	<b>203,975</b>

**W.S.U ANNUAL BUDGET**  
**102431 - Diversity, Military & Vet Programs**  
**For Fiscal Year 2022**

Account Code	Position Number	Name or Account Description	Months	2022 Adopted	
				Budget FTE	Amount
<b>USS SALARIES</b>					
<b>1000 USS Salaries-Permanent</b>					
<b>Total USS Salaries</b>				-	-
<b>Total USS Salaries by Fund</b>					
<b>Total USS Salaries by Fund</b>				-	-
<b>UNCLASSIFIED SALARIES</b>					
<b>1100 Unclassified Salaries-Permanent (Including 1105 - Stipend)</b>					
993842		Community Engagement Coordinator Harrison, Kevin	12	1.00	50,750
<i>\$33,263 of this position is funded from restricted use sources.</i>					
996619		Director of Operations McKinney, Teneisha	12	1.00	70,000
998809		VP Chief Diversity Officer & Director of Military & Veteran Program Fleming-Randle, Marche	12	1.00	177,625
<b>Total Unclassified Salaries</b>				<b>3.00</b>	<b>298,375</b>
<b>Total Unclassified Salaries by Fund</b>					
A2000		GU General Fees Fund		2.34	265,112
D11221		RU Off Military, Vets & First Resp		0.66	33,263
<b>Total Unclassified Salaries by Fund</b>				<b>3.00</b>	<b>298,375</b>
<b>STUDENT ASSISTANTS AND BENEFITS</b>					
1690		Shrinkage			(7,597)
1760		State Leave Pymt Assessment			1,971
1830		Regents Retirement			25,364
1850		TIAA Disability			2,985
1911		Medicare			4,212
1912		OASDI			16,234
1750		Dependent Health Insurance			3,705
1950		Single Group Health Insurance			23,512
1970		Workers Compensation			921
1980		Unemployment Compensation			235
<b>Total Students and Fringe Benefits</b>					<b>71,542</b>
<b>Total Students and Fringe Benefits by Fund</b>					
A2000		GU General Fees Fund			60,404
D11221		RU Off Military, Vets & First Resp			11,138
<b>Total Students and Fringe Benefits</b>					<b>71,542</b>
<b>Total Salaries and Fringe Benefits</b>				<b>3.00</b>	<b>369,917</b>
<b>Total Salaries and Fringe Benefits by Fund</b>					
A2000		GU General Fees Fund		2.34	325,516
D11221		RU Off Military, Vets & First Resp		0.66	44,401
<b>Total Salaries and Fringe Benefits</b>				<b>3.00</b>	<b>369,917</b>
<b>OTHER OPERATING EXPENDITURES (OE)</b>					

**W.S.U ANNUAL BUDGET**  
**102431 - Diversity, Military & Vet Programs**  
**For Fiscal Year 2022**

Account Code	Position Number	Name or Account Description	Months	2022 Adopted	
				Budget FTE	Amount
<b>Total OOE</b>					-
<b>Total OOE by Fund</b>					-
<b>Total OOE by Fund</b>					-
<b>Total FTE and Expenditures</b>				<b>3.00</b>	<b>369,917</b>
<b>Total FTE and Expenditures by Fund</b>					
A2000		GU General Fees Fund		2.34	325,516
D11221		RU Off Military, Vets & First Resp		0.66	44,401
<b>Total FTE and Expenditures by Fund</b>				<b>3.00</b>	<b>369,917</b>

**W.S.U ANNUAL BUDGET**  
**101600 - Alumni**  
**For Fiscal Year 2022**

Account Code	Position Number	Name or Account Description	Months	2022 Adopted	
				Budget FTE	Amount
<b>USS SALARIES</b>					
<b>1000 USS Salaries-Permanent</b>					
	999535	Administrative Specialist Reed, Juanita	12	1.00	33,883
	999958	Administrative Officer Vacant		1.00	39,520
<b>Total USS Salaries</b>				<b>2.00</b>	<b>73,403</b>
<b>Total USS Salaries by Fund</b>					
A2000		GU General Fees Fund		2.00	73,403
<b>Total USS Salaries by Fund</b>				<b>2.00</b>	<b>73,403</b>
<b>UNCLASSIFIED SALARIES</b>					
<b>1100 Unclassified Salaries-Permanent (Including 1105 - Stipend)</b>					
	995213	Assistant Director of Alumni Events Ward, Alyssa	12	1.00	35,006
	997589	Accounting Specialist Shanahan, Stacy	12	1.00	32,219
	997620	Director of Communications White, Connie	12	1.00	65,023
	997696	Editorial Associate/Online Magazine Coordinator Paske, Scott	12	1.00	35,901
	997733	Director of Alumni Programs Blanton, Tate	12	1.00	48,721
		<i>\$13,530 of this position is funded from restricted use sources.</i>			
	997766	Director of Marketing and Membership Stieben, Erin	12	1.00	51,025
<b>Total Unclassified Salaries</b>				<b>6.00</b>	<b>267,895</b>
<b>Total Unclassified Salaries by Fund</b>					
A2000		GU General Fees Fund		5.72	254,365
D10327		RU Alumni		0.28	13,530
<b>Total Unclassified Salaries by Fund</b>				<b>6.00</b>	<b>267,895</b>
<b>STUDENT ASSISTANTS AND BENEFITS</b>					
1200		Student Salaries-Regular			23,582
1690		Shrinkage			(9,790)
1760		State Leave Pymt Assessment			2,414
1810		KPERS Retirement			4,775
1830		Regents Retirement			22,775
1850		TIAA Disability			3,419
1911		Medicare			4,830
1912		OASDI			20,634
1750		Dependent Health Insurance			3,705
1950		Single Group Health Insurance			39,185

**W.S.U ANNUAL BUDGET**  
**101600 - Alumni**  
**For Fiscal Year 2022**

Account Code	Position Number	Name or Account Description	Months	2022 Adopted	
				Budget FTE	Amount
1970		Workers Compensation			1,131
1980		Unemployment Compensation			291
<b>Total Students and Fringe Benefits</b>					<b>116,951</b>
<b>Total Students and Fringe Benefits by Fund</b>					
A2000		GU General Fees Fund			91,646
D10327		RU Alumni			25,305
<b>Total Students and Fringe Benefits</b>					<b>116,951</b>
<b>Total Salaries and Fringe Benefits</b>				<b>8.00</b>	<b>458,250</b>
<b>Total Salaries and Fringe Benefits by Fund</b>					
A2000		GU General Fees Fund		7.72	419,415
D10327		RU Alumni		0.28	38,835
<b>Total Salaries and Fringe Benefits</b>				<b>8.00</b>	<b>458,250</b>
<b>OTHER OPERATING EXPENDITURES (OOE)</b>					
7C		Contractual Services			61,165
7L		Grants Claims & Shared Revenue			50,000
<b>Total OOE</b>					<b>111,165</b>
<b>Total OOE by Fund</b>					
D10327		RU Alumni			111,165
<b>Total OOE by Fund</b>					<b>111,165</b>
<b>Total FTE and Expenditures</b>				<b>8.00</b>	<b>569,415</b>
<b>Total FTE and Expenditures by Fund</b>					
A2000		GU General Fees Fund		7.72	419,415
D10327		RU Alumni		0.28	150,000
<b>Total FTE and Expenditures by Fund</b>				<b>8.00</b>	<b>569,415</b>

**W.S.U ANNUAL BUDGET**  
**101610 - Strategic Communications**  
**For Fiscal Year 2022**

Account Code	Position Number	Name or Account Description	Months	2022 Adopted	
				Budget FTE	Amount
<b>USS SALARIES</b>					
<b>1000 USS Salaries-Permanent</b>					
<b>Total USS Salaries</b>				-	-
<b>Total USS Salaries by Fund</b>					
<b>Total USS Salaries by Fund</b>				-	-
<b>UNCLASSIFIED SALARIES</b>					
<b>1100 Unclassified Salaries-Permanent (Including 1105 - Stipend)</b>					
993336		Coordinator of WSU Placemaking Beal, Kristin	12	0.50	35,006
994199		Director of Videography Vacant	12	1.00	55,000
996964		Senior Communicator Suellentrop, Paul	12	1.00	63,946
<i>\$21,320 of this position is funded from restricted use sources.</i>					
997175		Assistant Director of Web and Digital Strategy Hall, Quinn	12	1.00	53,000
997546		Director of News and Media Relations Mazzullo, Helaine	12	1.00	70,038
997576		Creative Services Director Easum, Amy	12	1.00	67,625
<i>\$20,288 of this position is funded from restricted use sources.</i>					
997676		Director of Web and New Media Hart, Timothy	12	1.00	69,572
997801		Vice President of Strategic Communications and Marketing Coleman-Martins, Shelly	12	1.00	179,000
998193		Marketing and Advertising Manager Gandu, Trish	12	1.00	59,000
998413		Director of Relationship Marketing Herron, Matheson	12	1.00	81,200
998419		Public Relations Advisor Klein, Abigail	12	1.00	50,000
998445		Director of Community Relations and Special Events Hytche, Carmen	12	1.00	58,519
998822		Creative Specialist Ignudo, Jaci	12	1.00	35,568

**W.S.U ANNUAL BUDGET**  
**101610 - Strategic Communications**  
**For Fiscal Year 2022**

Account Code	Position Number	Name or Account Description	Months	2022 Adopted	
				Budget FTE	Amount
	998851	Public Service Administrator II Shoemaker, Mercedes	12	1.00	52,478
	998893	Senior Designer Muret, Annelise	12	1.00	50,000
	998895	Web and New Media Designer Vacant		1.00	16,774
	998897	Marketing Content Strategist Ornelas, Sara	12	1.00	50,004
<b>Total Unclassified Salaries</b>				<b>16.50</b>	<b>1,046,731</b>
<b>Total Unclassified Salaries by Fund</b>					
A0003		GU State General Fund		7.67	376,022
A2000		GU General Fees Fund		8.20	629,100
D10331		RU Strategic Communications		0.33	21,320
D10834		RU Creative Services		0.30	20,288
<b>Total Unclassified Salaries by Fund</b>				<b>16.50</b>	<b>1,046,731</b>
<b>STUDENT ASSISTANTS AND BENEFITS</b>					
1200		Student Salaries-Regular			22,558
1690		Shrinkage			(30,745)
1760		State Leave Pymt Assessment			7,066
1810		KPERS Retirement			7,395
1830		Regents Retirement			83,094
1850		TIAA Disability			10,474
1911		Medicare			14,746
1912		OASDI			61,090
1750		Dependent Health Insurance			29,642
1950		Single Group Health Insurance			117,557
1970		Workers Compensation			3,305
1980		Unemployment Compensation			844
<b>Total Students and Fringe Benefits</b>					<b>327,026</b>
<b>Total Students and Fringe Benefits by Fund</b>					
A0003		GU State General Fund			119,840
A2000		GU General Fees Fund			192,408
D10331		RU Strategic Communications			7,641
D10834		RU Creative Services			7,138
<b>Total Students and Fringe Benefits</b>					<b>327,026</b>
<b>Total Salaries and Fringe Benefits</b>				<b>16.50</b>	<b>1,373,757</b>
<b>Total Salaries and Fringe Benefits by Fund</b>					
A0003		GU State General Fund		7.67	495,862
A2000		GU General Fees Fund		8.20	821,508
D10331		RU Strategic Communications		0.33	28,961
D10834		RU Creative Services		0.30	27,426
<b>Total Salaries and Fringe Benefits</b>				<b>16.50</b>	<b>1,373,757</b>
<b>OTHER OPERATING EXPENDITURES (OOE)</b>					
7C		Contractual Services			187,198
7F		Commodities			13,320
7H		Capital Outlay			10,000

**W.S.U ANNUAL BUDGET**  
**101610 - Strategic Communications**  
**For Fiscal Year 2022**

Account Code	Position Number	Name or Account Description	Months	2022 Adopted	
				Budget FTE	Amount
<b>Total OOE</b>					<b>210,518</b>
<b>Total OOE by Fund</b>					
A2000		GU General Fees Fund			55,163
D10331		RU Strategic Communications			155,355
<b>Total OOE by Fund</b>					<b>210,518</b>
<b>Total FTE and Expenditures</b>				<b>16.50</b>	<b>1,584,275</b>
<b>Total FTE and Expenditures by Fund</b>					
A0003		GU State General Fund		7.67	495,862
A2000		GU General Fees Fund		8.20	876,671
D10331		RU Strategic Communications		0.33	184,316
D10834		RU Creative Services		0.30	27,426
<b>Total FTE and Expenditures by Fund</b>				<b>16.50</b>	<b>1,584,275</b>



**W.S.U ANNUAL BUDGET  
101612 - Creative Services  
For Fiscal Year 2022**

Account Code	Position Number	Name or Account Description	Months	2022 Adopted	
				Budget FTE	Amount
<b>USS SALARIES</b>					
<b>1000 USS Salaries-Permanent</b>					
<b>Total USS Salaries</b>				-	-
<b>Total USS Salaries by Fund</b>					
<b>Total USS Salaries by Fund</b>				-	-
<b>UNCLASSIFIED SALARIES</b>					
<b>1100 Unclassified Salaries-Permanent (Including 1105 - Stipend)</b>					
<b>Total Unclassified Salaries</b>				-	-
<b>Total Unclassified Salaries by Fund</b>					
<b>Total Unclassified Salaries by Fund</b>				-	-
<b>STUDENT ASSISTANTS AND BENEFITS</b>					
1200		Student Salaries-Regular			20,000
1210		Student Salaries-WS-WSU Match			1,667
1220		Student Sal-Workstudy Federal			4,948
1760		State Leave Pymt Assessment			177
1970		Workers Compensation			83
1980		Unemployment Compensation			22
<b>Total Students and Fringe Benefits</b>				-	<b>26,897</b>
<b>Total Students and Fringe Benefits by Fund</b>					
D10332		RU Creative Services			21,896
R40041		Federal Work Study Program			5,001
<b>Total Students and Fringe Benefits</b>				-	<b>26,897</b>
<b>Total Salaries and Fringe Benefits</b>				-	<b>26,897</b>
<b>Total Salaries and Fringe Benefits by Fund</b>					
D10332		RU Creative Services		-	21,896
R40041		Federal Work Study Program		-	5,001
<b>Total Salaries and Fringe Benefits</b>				-	<b>26,897</b>
<b>OTHER OPERATING EXPENDITURES (OOE)</b>					
7C		Contractual Services			208,514
<b>Total OOE</b>				-	<b>208,514</b>
<b>Total OOE by Fund</b>					
D10332		RU Creative Services			208,514
<b>Total OOE by Fund</b>				-	<b>208,514</b>
<b>Total FTE and Expenditures</b>				-	<b>235,411</b>
<b>Total FTE and Expenditures by Fund</b>					
D10332		RU Creative Services		-	230,410
R40041		Federal Work Study Program		-	5,001
<b>Total FTE and Expenditures by Fund</b>				-	<b>235,411</b>

**W.S.U ANNUAL BUDGET  
101901 - Commencement  
For Fiscal Year 2022**

Account Code	Position Number	Name or Account Description	Months	2022 Adopted	
				Budget FTE	Amount
<b>USS SALARIES</b>					
<b>1000 USS Salaries-Permanent</b>					
<b>Total USS Salaries</b>				-	-
<b>Total USS Salaries by Fund</b>					
<b>Total USS Salaries by Fund</b>				-	-
<b>UNCLASSIFIED SALARIES</b>					
<b>1100 Unclassified Salaries-Permanent (Including 1105 - Stipend)</b>					
<b>Total Unclassified Salaries</b>				-	-
<b>Total Unclassified Salaries by Fund</b>					
<b>Total Unclassified Salaries by Fund</b>				-	-
<b>STUDENT ASSISTANTS AND BENEFITS</b>					
<b>Total Students and Fringe Benefits</b>				-	-
<b>Total Students and Fringe Benefits by Fund</b>					
<b>Total Students and Fringe Benefits</b>				-	-
<b>Total Salaries and Fringe Benefits</b>				-	-
<b>Total Salaries and Fringe Benefits by Fund</b>					
<b>Total Salaries and Fringe Benefits</b>				-	-
<b>OTHER OPERATING EXPENDITURES (OOE)</b>					
7C		Contractual Services			88,905
7F		Commodities			2,085
7Z		Transfers Out			1,600
<b>Total OOE</b>				-	<b>92,590</b>
<b>Total OOE by Fund</b>					
A2000		GU General Fees Fund			48,590
D10235		RU Commencement			44,000
<b>Total OOE by Fund</b>				-	<b>92,590</b>
<b>Total FTE and Expenditures</b>				-	<b>92,590</b>
<b>Total FTE and Expenditures by Fund</b>					
A2000		GU General Fees Fund		-	48,590
D10235		RU Commencement		-	44,000
<b>Total FTE and Expenditures by Fund</b>				-	<b>92,590</b>

**W.S.U ANNUAL BUDGET**  
**102542 - Badge/Life Long Learning**  
**For Fiscal Year 2022**

Account Code	Position Number	Name or Account Description	Months	2022 Adopted	
				Budget FTE	Amount
<b>USS SALARIES</b>					
<b>1000 USS Salaries-Permanent</b>					
<b>Total USS Salaries</b>				-	-
<b>Total USS Salaries by Fund</b>					
<b>Total USS Salaries by Fund</b>				-	-
<b>UNCLASSIFIED SALARIES</b>					
<b>1100 Unclassified Salaries-Permanent (Including 1105 - Stipend)</b>					
<b>Total Unclassified Salaries</b>				-	-
<b>Total Unclassified Salaries by Fund</b>					
<b>Total Unclassified Salaries by Fund</b>				-	-
<b>STUDENT ASSISTANTS AND BENEFITS</b>					
<b>Total Students and Fringe Benefits</b>				-	-
<b>Total Students and Fringe Benefits by Fund</b>					
<b>Total Students and Fringe Benefits</b>				-	-
<b>Total Salaries and Fringe Benefits</b>				-	-
<b>Total Salaries and Fringe Benefits by Fund</b>					
<b>Total Salaries and Fringe Benefits</b>				-	-
<b>OTHER OPERATING EXPENDITURES (OOE)</b>					
7C Contractual Services				130,000	
<b>Total OOE</b>				<b>130,000</b>	
<b>Total OOE by Fund</b>					
D11716 Badge/Life Long Learning				130,000	
<b>Total OOE by Fund</b>				<b>130,000</b>	
<b>Total FTE and Expenditures</b>				-	<b>130,000</b>
<b>Total FTE and Expenditures by Fund</b>					
D11716 Badge/Life Long Learning				-	130,000
<b>Total FTE and Expenditures by Fund</b>				-	<b>130,000</b>

**Wichita State University**  
**Fiscal Year 2022 Annual Operating Budget**

**Institutional Support Program**  
**Program Code 41000**

**Institutional Support Program Budget Summary**

<u>Expenditures</u>	General Use Funds				Restricted Use Funds	Total Budget	% of Total Budget
	State General Fund	General Fees (Tuition) Fund	Total	% of General Use Budget			
<b>Salaries and Fringe Benefits</b>							
University Support Staff Salaries	\$ 244,288	\$ 139,760	\$ 384,048	2.0%	\$ 148,342	\$ 532,389	2.3%
Unclassified Salaries	2,201,998	7,902,907	10,104,905	53.1%	1,067,758	11,172,663	47.3%
Student Salaries	37,845	50,180	88,025	0.5%	117,461	205,486	0.9%
Fringe Benefits	771,876	2,033,973	2,805,849	14.7%	286,479	3,092,328	13.1%
Shrinkage	(74,256)	(230,934)	(305,190)	-1.6%	-	(305,190)	-1.3%
<b>Subtotal Salaries and Fringe Benefits</b>	<u>\$ 3,181,750</u>	<u>\$ 9,895,886</u>	<u>\$ 13,077,636</u>	<u>68.7%</u>	<u>\$ 1,620,040</u>	<u>\$ 14,697,676</u>	<u>62.2%</u>
<b>Other Operating Expenditures</b>	<u>\$ -</u>	<u>\$ 5,952,967</u>	<u>\$ 5,952,967</u>	<u>31.3%</u>	<u>\$ 2,988,881</u>	<u>\$ 8,941,848</u>	<u>37.8%</u>
<b>Total Institutional Support Program Budget</b>	<u><u>\$ 3,181,750</u></u>	<u><u>\$ 15,848,853</u></u>	<u><u>\$ 19,030,603</u></u>	<u><u>100.0%</u></u>	<u><u>\$ 4,608,921</u></u>	<u><u>\$ 23,639,524</u></u>	<u><u>100.0%</u></u>

Summary excludes nonreportable expenditures

**Wichita State University**  
**Fiscal Year 2022 Annual Operating Budget**  
**Physical Plant Operations Program**  
**Program Code 96000**

**Physical Plant Operations Program Definition**

The Physical Plant Operations Program includes all expenditures of current operating funds for the administration, supervision, operation, maintenance, preservation, and protection of the institution's physical plant. It includes expenses normally incurred for such items as janitorial and utility services; repairs and ordinary or normal alterations of buildings, furniture and equipment; care of grounds; maintenance and operation of buildings and other plant facilities; security; disaster preparedness; environmental safety; hazardous waste disposal; facility rental; facility planning and management; and central receiving. The Physical Plant Operations Program is further divided into five sub-programs: Physical Plant Administration (96002), General Maintenance (96003), Utilities (96004), Security (96005), and Special Projects (96006).

**W.S.U ANNUAL BUDGET**  
**108351 - Facilities Serv Director's Office**  
**For Fiscal Year 2022**

Account Code	Position Number	Name or Account Description	Months	2022 Adopted	
				Budget FTE	Amount
<b>USS SALARIES</b>					
<b>1000 USS Salaries-Permanent</b>					
	999714	Administrative Assistant Senior Collard, Augustine	12	1.00	33,862
	999776	Accountant Abraham, Rebecca	12	1.00	42,016
	999828	Accounting Specialist Mau, Adriana	12	1.00	33,883
<b>Total USS Salaries</b>				<b>3.00</b>	<b>109,762</b>
<b>Total USS Salaries by Fund</b>					
A0003		GU State General Fund		3.00	109,762
<b>Total USS Salaries by Fund</b>				<b>3.00</b>	<b>109,762</b>
<b>UNCLASSIFIED SALARIES</b>					
<b>1100 Unclassified Salaries-Permanent (Including 1105 - Stipend)</b>					
	991457	Technology & Asset Control Specialist Eckert, Alexander	12	1.00	46,426
	997009	Director of Facilities Maintenance Operations Minihan, John <i>\$49,400 of this position is funded from restricted use sources.</i>	12	1.00	76,000
	997980	Executive Director of Facilities Services Bryer, Eason	12	1.00	120,000
	998545	Manager of Building Trades Vacant <i>\$40,950 of this position is funded from restricted use sources.</i>		1.00	63,700
	998887	Office Coordinator Sublett, Lindsay	12	1.00	39,603
	999177	Director Administration and Finance Operations Renollet, Annmarie	12	1.00	73,080
	999480	Director Environmental Control Harkness, Donald	12	1.00	79,600
<b>Total Unclassified Salaries</b>				<b>7.00</b>	<b>498,409</b>
<b>Total Unclassified Salaries by Fund</b>					
A0003		GU State General Fund		5.71	408,059
D10272		RU Physical Plant Administration		1.29	90,350
<b>Total Unclassified Salaries by Fund</b>				<b>7.00</b>	<b>498,409</b>
<b>STUDENT ASSISTANTS AND BENEFITS</b>					
	1690	Shrinkage			(15,367)
	1760	State Leave Pymt Assessment			4,021
	1810	KPERS Retirement			15,468
	1830	Regents Retirement			36,953

**W.S.U ANNUAL BUDGET**  
**108351 - Facilities Serv Director's Office**  
**For Fiscal Year 2022**

Account Code	Position Number	Name or Account Description	Months	2022 Adopted	
				Budget FTE	Amount
1850	TIAA	Disability			6,086
1911	Medicare				8,592
1912	OASDI				36,726
1750	Dependent Health Insurance				11,116
1950	Single Group Health Insurance				54,860
1970	Workers Compensation				1,881
1980	Unemployment Compensation				478
<b>Total Students and Fringe Benefits</b>					<b>160,814</b>
<b>Total Students and Fringe Benefits by Fund</b>					
A0003	GU State General Fund				140,604
D10272	RU Physical Plant Administration				20,210
<b>Total Students and Fringe Benefits</b>					<b>160,814</b>
<b>Total Salaries and Fringe Benefits</b>				<b>10.00</b>	<b>768,984</b>
<b>Total Salaries and Fringe Benefits by Fund</b>					
A0003	GU State General Fund			8.71	658,424
D10272	RU Physical Plant Administration			1.29	110,560
<b>Total Salaries and Fringe Benefits</b>				<b>10.00</b>	<b>768,984</b>
<b>OTHER OPERATING EXPENDITURES (OOE)</b>					
7C	Contractual Services				11,977
7F	Commodities				382,871
<b>Total OOE</b>					<b>394,848</b>
<b>Total OOE by Fund</b>					
A2000	GU General Fees Fund				130,408
D10272	RU Physical Plant Administration				264,440
<b>Total OOE by Fund</b>					<b>394,848</b>
<b>Total FTE and Expenditures</b>				<b>10.00</b>	<b>1,163,832</b>
<b>Total FTE and Expenditures by Fund</b>					
A0003	GU State General Fund			8.71	658,424
A2000	GU General Fees Fund			-	130,408
D10272	RU Physical Plant Administration			1.29	375,000
<b>Total FTE and Expenditures by Fund</b>				<b>10.00</b>	<b>1,163,832</b>

**W.S.U ANNUAL BUDGET**  
**108352 - Architectural & Engineering Service**  
**For Fiscal Year 2022**

Account Code	Position Number	Name or Account Description	Months	2022 Adopted	
				Budget FTE	Amount
<b>USS SALARIES</b>					
<b>1000 USS Salaries-Permanent</b>					
	999518	Building Systems Engineer II Vacant	12	1.00	60,050
<b>Total USS Salaries</b>				<b>1.00</b>	<b>60,050</b>
<b>Total USS Salaries by Fund</b>					
	A0003	GU State General Fund		1.00	60,050
<b>Total USS Salaries by Fund</b>				<b>1.00</b>	<b>60,050</b>
<b>UNCLASSIFIED SALARIES</b>					
<b>1100 Unclassified Salaries-Permanent (Including 1105 - Stipend)</b>					
<b>Total Unclassified Salaries</b>				-	-
<b>Total Unclassified Salaries by Fund</b>					
<b>Total Unclassified Salaries by Fund</b>				-	-
<b>STUDENT ASSISTANTS AND BENEFITS</b>					
	1690	Shrinkage			(1,502)
	1760	State Leave Pymt Assessment			397
	1850	TIAA Disability			601
	1911	Medicare			871
	1912	OASDI			3,724
	1970	Workers Compensation			185
	1980	Unemployment Compensation			49
<b>Total Students and Fringe Benefits</b>					<b>4,325</b>
<b>Total Students and Fringe Benefits by Fund</b>					
	A0003	GU State General Fund			4,325
<b>Total Students and Fringe Benefits</b>					<b>4,325</b>
<b>Total Salaries and Fringe Benefits</b>				<b>1.00</b>	<b>64,375</b>
<b>Total Salaries and Fringe Benefits by Fund</b>					
	A0003	GU State General Fund		1.00	64,375
<b>Total Salaries and Fringe Benefits</b>				<b>1.00</b>	<b>64,375</b>
<b>OTHER OPERATING EXPENDITURES (OOE)</b>					
	7C	Contractual Services			-
<b>Total OOE</b>					-
<b>Total OOE by Fund</b>					
	A2000	GU General Fees Fund			-
<b>Total OOE by Fund</b>					-
<b>Total FTE and Expenditures</b>				<b>1.00</b>	<b>64,375</b>
<b>Total FTE and Expenditures by Fund</b>					
	A0003	GU State General Fund		1.00	64,375
	A2000	GU General Fees Fund		-	-
<b>Total FTE and Expenditures by Fund</b>				<b>1.00</b>	<b>64,375</b>



**W.S.U ANNUAL BUDGET**  
**108354 - Facilities Planning**  
**For Fiscal Year 2022**

Account Code	Position Number	Name or Account Description	Months	2022 Adopted	
				Budget FTE	Amount
<b>USS SALARIES</b>					
<b>1000 USS Salaries-Permanent</b>					
<b>Total USS Salaries</b>				-	-
<b>Total USS Salaries by Fund</b>					
<b>Total USS Salaries by Fund</b>				-	-
<b>UNCLASSIFIED SALARIES</b>					
<b>1100 Unclassified Salaries-Permanent (Including 1105 - Stipend)</b>					
994882		Assistant Director of Facilities Planning Woolsoncroft, Todd	12	1.00	101,945
997200		Project Manager Young, Kevin	12	1.00	71,556
997740		Executive Director of Facilities Planning Patterson, Emily	12	1.00	144,130
998606		University Property Manager Stegeman, Crystal	12	1.00	71,050
		<i>\$35,525 of this position is funded from restricted use sources.</i>			
999943		Project Manager Stauth, David	12	1.00	77,140
<b>Total Unclassified Salaries</b>				<b>5.00</b>	<b>465,821</b>
<b>Total Unclassified Salaries by Fund</b>					
A0003		GU State General Fund		1.00	71,556
A2000		GU General Fees Fund		3.50	358,740
D11293		RU Facilities Planning		0.50	35,525
<b>Total Unclassified Salaries by Fund</b>				<b>5.00</b>	<b>465,821</b>
<b>STUDENT ASSISTANTS AND BENEFITS</b>					
1690		Shrinkage			(12,551)
1760		State Leave Pymt Assessment			3,078
1830		Regents Retirement			39,598
1850		TIAA Disability			4,662
1911		Medicare			6,627
1912		OASDI			28,320
1750		Dependent Health Insurance			11,115
1950		Single Group Health Insurance			31,348
1970		Workers Compensation			1,437
1980		Unemployment Compensation			368
<b>Total Students and Fringe Benefits</b>					<b>114,002</b>
<b>Total Students and Fringe Benefits by Fund</b>					
A0003		GU State General Fund			18,680
A2000		GU General Fees Fund			88,853
D11293		RU Facilities Planning			6,469
<b>Total Students and Fringe Benefits</b>					<b>114,002</b>

**W.S.U ANNUAL BUDGET**  
**108354 - Facilities Planning**  
**For Fiscal Year 2022**

Account Code	Position Number	Name or Account Description	Months	2022 Adopted	
				Budget FTE	Amount
<b>Total Salaries and Fringe Benefits</b>				<b>5.00</b>	<b>579,823</b>
<b>Total Salaries and Fringe Benefits by Fund</b>					
A0003		GU State General Fund		1.00	90,236
A2000		GU General Fees Fund		3.50	447,593
D11293		RU Facilities Planning		0.50	41,994
<b>Total Salaries and Fringe Benefits</b>				<b>5.00</b>	<b>579,823</b>
<b>OTHER OPERATING EXPENDITURES (OOE)</b>					
7C		Contractual Services			18,369
<b>Total OOE</b>					<b>18,369</b>
<b>Total OOE by Fund</b>					
A2000		GU General Fees Fund			18,369
<b>Total OOE by Fund</b>					<b>18,369</b>
<b>Total FTE and Expenditures</b>				<b>5.00</b>	<b>598,192</b>
<b>Total FTE and Expenditures by Fund</b>					
A0003		GU State General Fund		1.00	90,236
A2000		GU General Fees Fund		3.50	465,962
D11293		RU Facilities Planning		0.50	41,994
<b>Total FTE and Expenditures by Fund</b>				<b>5.00</b>	<b>598,192</b>

**W.S.U ANNUAL BUDGET**  
**108374 - Mechanical Maintenance**  
**For Fiscal Year 2022**

Account Code	Position Number	Name or Account Description	Months	2022 Adopted		
				Budget FTE	Amount	
<b>USS SALARIES</b>						
<b>1000</b>	<b>USS Salaries-Permanent</b>					
	999459	Mechanical Supervisor White, Christian	12	1.00	49,899	
	999551	Plumber Senior Hearn, Carl	12	1.00	33,634	
	999699	Journeyman (Licensed) HVAC Technician Wray, William	12	1.00	40,560	
	999724	Plumber Senior Reeder, Charles	12	1.00	37,960	
1030	USS Salaries-Standby				-	12,992
	<b>Total USS Salaries</b>				<b>4.00</b>	<b>175,045</b>
<b>Total USS Salaries by Fund</b>						
A0003	GU State General Fund				4.00	175,045
	<b>Total USS Salaries by Fund</b>				<b>4.00</b>	<b>175,045</b>
<b>UNCLASSIFIED SALARIES</b>						
<b>1100</b>	<b>Unclassified Salaries-Permanent (Including 1105 - Stipend)</b>					
	<b>Total Unclassified Salaries</b>				-	-
<b>Total Unclassified Salaries by Fund</b>						
	<b>Total Unclassified Salaries by Fund</b>				-	-
<b>STUDENT ASSISTANTS AND BENEFITS</b>						
1690	Shrinkage					(5,664)
1760	State Leave Pymt Assessment					1,157
1810	KPERs Retirement					17,634
1830	Regents Retirement					4,242
1850	TIAA Disability					1,752
1911	Medicare					2,432
1912	OASDI					10,389
1750	Dependent Health Insurance					3,705
1950	Single Group Health Insurance					31,348
1970	Workers Compensation					541
1980	Unemployment Compensation					136
	<b>Total Students and Fringe Benefits</b>					<b>67,672</b>
<b>Total Students and Fringe Benefits by Fund</b>						
A0003	GU State General Fund					67,672
	<b>Total Students and Fringe Benefits</b>					<b>67,672</b>
	<b>Total Salaries and Fringe Benefits</b>				<b>4.00</b>	<b>242,717</b>
<b>Total Salaries and Fringe Benefits by Fund</b>						
A0003	GU State General Fund				4.00	242,717
	<b>Total Salaries and Fringe Benefits</b>				<b>4.00</b>	<b>242,717</b>
<b>OTHER OPERATING EXPENDITURES (OOE)</b>						
7F	Commodities					150,000
	<b>Total OOE</b>					<b>150,000</b>

**W.S.U ANNUAL BUDGET**  
**108374 - Mechanical Maintenance**  
**For Fiscal Year 2022**

Account Code	Position Number	Name or Account Description	Months	2022 Adopted	
				Budget FTE	Amount
<b>Total OOE by Fund</b>					
	A2000	GU General Fees Fund			150,000
		<b>Total OOE by Fund</b>			<b>150,000</b>
		<b>Total FTE and Expenditures</b>		<b>4.00</b>	<b>392,717</b>
<b>Total FTE and Expenditures by Fund</b>					
	A0003	GU State General Fund		4.00	242,717
	A2000	GU General Fees Fund		-	150,000
		<b>Total FTE and Expenditures by Fund</b>		<b>4.00</b>	<b>392,717</b>

**W.S.U ANNUAL BUDGET**  
**108375 - Paint Shop**  
**For Fiscal Year 2022**

Account Code	Position Number	Name or Account Description	Months	2022 Adopted	
				Budget FTE	Amount
<b>USS SALARIES</b>					
<b>1000</b>	<b>USS Salaries-Permanent</b>				
	999298	Painter Senior Rose, William	12	1.00	36,338
	999309	Painter Senior Unruh, Silas	12	1.00	32,136
	999695	Painter Vacant		1.00	29,910
	999703	Painter Senior Vacant		1.00	26,083
1020	USS Salaries-OT			-	9,000
	<b>Total USS Salaries</b>			<b>4.00</b>	<b>133,467</b>
<b>Total USS Salaries by Fund</b>					
A0003	GU State General Fund			4.00	133,467
	<b>Total USS Salaries by Fund</b>			<b>4.00</b>	<b>133,467</b>
<b>UNCLASSIFIED SALARIES</b>					
<b>1100</b>	<b>Unclassified Salaries-Permanent (Including 1105 - Stipend)</b>				
	999723	Trades Supervisor Estill-Matos, Daraleen	12	1.00	46,446
	<b>Total Unclassified Salaries</b>			<b>1.00</b>	<b>46,446</b>
<b>Total Unclassified Salaries by Fund</b>					
A0003	GU State General Fund			1.00	46,446
	<b>Total Unclassified Salaries by Fund</b>			<b>1.00</b>	<b>46,446</b>
<b>STUDENT ASSISTANTS AND BENEFITS</b>					
	1690	Shrinkage			(5,455)
	1760	State Leave Pymt Assessment			1,191
	1810	KPERS Retirement			10,917
	1830	Regents Retirement			3,948
	1850	TIAA Disability			1,802
	1911	Medicare			2,553
	1912	OASDI			10,907
	1750	Dependent Health Insurance			3,705
	1752	Healthy Kids Health Insurance			-
	1950	Single Group Health Insurance			23,511
	1970	Workers Compensation			558
	1980	Unemployment Compensation			143
	<b>Total Students and Fringe Benefits</b>				<b>53,780</b>
<b>Total Students and Fringe Benefits by Fund</b>					
A0003	GU State General Fund				53,780
	<b>Total Students and Fringe Benefits</b>				<b>53,780</b>
<b>Total Salaries and Fringe Benefits</b>					
				<b>5.00</b>	<b>233,694</b>
<b>Total Salaries and Fringe Benefits by Fund</b>					
A0003	GU State General Fund			5.00	233,694
	<b>Total Salaries and Fringe Benefits</b>			<b>5.00</b>	<b>233,694</b>

**W.S.U ANNUAL BUDGET**  
**108375 - Paint Shop**  
**For Fiscal Year 2022**

Account Code	Position Number	Name or Account Description	Months	2022 Adopted	
				Budget FTE	Amount
<b>OTHER OPERATING EXPENDITURES (OOE)</b>					
	7F	Commodities			20,000
		<b>Total OOE</b>			<b>20,000</b>
<b>Total OOE by Fund</b>					
	A2000	GU General Fees Fund			20,000
		<b>Total OOE by Fund</b>			<b>20,000</b>
		<b>Total FTE and Expenditures</b>		<b>5.00</b>	<b>253,694</b>
<b>Total FTE and Expenditures by Fund</b>					
	A0003	GU State General Fund		5.00	233,694
	A2000	GU General Fees Fund		-	20,000
		<b>Total FTE and Expenditures by Fund</b>		<b>5.00</b>	<b>253,694</b>

**W.S.U ANNUAL BUDGET  
108376 - Carpentry Shop  
For Fiscal Year 2022**

Account Code	Position Number	Name or Account Description	Months	2022 Adopted	
				Budget FTE	Amount
<b>USS SALARIES</b>					
<b>1000</b>	<b>USS Salaries-Permanent</b>				
	999414	Carpenter Senior Trenkle, Wyatt	12	1.00	40,560
	999475	Carpenter Senior Owens, James	12	1.00	32,885
	999594	Carpenter Senior Matos, Joseph	12	1.00	37,856
	999709	Carpenter Senior Tiemeyer, Thomas	12	1.00	35,776
	999718	Carpenter Senior Valentine, Dean	12	1.00	40,560
	999719	Carpenter Senior Thompson, Gary	12	1.00	37,856
	999720	Carpenter Senior Olberding, Richard	12	1.00	33,675
	999953	Carpenter Vacant		1.00	32,219
1030	USS Salaries-Standby			-	12,992
1020	USS Salaries-OT			-	2,000
	<b>Total USS Salaries</b>			<b>8.00</b>	<b>306,379</b>
<b>Total USS Salaries by Fund</b>					
A0003	GU State General Fund			8.00	306,379
	<b>Total USS Salaries by Fund</b>			<b>8.00</b>	<b>306,379</b>
<b>UNCLASSIFIED SALARIES</b>					
<b>1100 Unclassified Salaries-Permanent (Including 1105 - Stipend)</b>					
	1160	Unclass Sal-OT/Comp/AHR			750
	<b>Total Unclassified Salaries</b>			<b>-</b>	<b>750</b>
<b>Total Unclassified Salaries by Fund</b>					
A0003	GU State General Fund			-	750
	<b>Total Unclassified Salaries by Fund</b>			<b>-</b>	<b>750</b>
<b>STUDENT ASSISTANTS AND BENEFITS</b>					
	1690	Shrinkage			(9,784)
	1760	State Leave Pymt Assessment			2,031
	1810	KPERS Retirement			38,631
	1830	Regents Retirement			64
	1850	TIAA Disability			3,075
	1911	Medicare			4,252
	1912	OASDI			18,157
	1750	Dependent Health Insurance			7,410
	1950	Single Group Health Insurance			47,022
	1970	Workers Compensation			951
	1980	Unemployment Compensation			238
	<b>Total Students and Fringe Benefits</b>				<b>112,047</b>
<b>Total Students and Fringe Benefits by Fund</b>					

**W.S.U ANNUAL BUDGET  
108376 - Carpentry Shop  
For Fiscal Year 2022**

Account Code	Position Number	Name or Account Description	Months	2022 Adopted	
				Budget FTE	Amount
	A0003	GU State General Fund			112,047
		<b>Total Students and Fringe Benefits</b>			<b>112,047</b>
		<b>Total Salaries and Fringe Benefits</b>		<b>8.00</b>	<b>419,176</b>
<b>Total Salaries and Fringe Benefits by Fund</b>					
	A0003	GU State General Fund		8.00	419,176
		<b>Total Salaries and Fringe Benefits</b>		<b>8.00</b>	<b>419,176</b>
<b>OTHER OPERATING EXPENDITURES (OOE)</b>					
	7F	Commodities			80,000
		<b>Total OOE</b>			<b>80,000</b>
<b>Total OOE by Fund</b>					
	A2000	GU General Fees Fund			80,000
		<b>Total OOE by Fund</b>			<b>80,000</b>
		<b>Total FTE and Expenditures</b>		<b>8.00</b>	<b>499,176</b>
<b>Total FTE and Expenditures by Fund</b>					
	A0003	GU State General Fund		8.00	419,176
	A2000	GU General Fees Fund		-	80,000
		<b>Total FTE and Expenditures by Fund</b>		<b>8.00</b>	<b>499,176</b>



**W.S.U ANNUAL BUDGET  
108377 - Locksmith Shop  
For Fiscal Year 2022**

Account Code	Position Number	Name or Account Description	Months	2022 Adopted	
				Budget FTE	Amount
<b>USS SALARIES</b>					
<b>1000 USS Salaries-Permanent</b>					
	992023	Lock Systems Specialist Senior Simmons, Lucas	12	1.00	40,560
	992983	Lock Systems Specialist Senior Asbridge, Joseph	12	1.00	40,560
	999696	Trades Supervisor Mansfield, Thomas	12	1.00	47,507
1030		USS Salaries-Standby		-	12,992
<b>Total USS Salaries</b>				<b>3.00</b>	<b>141,619</b>
<b>Total USS Salaries by Fund</b>					
A0003		GU State General Fund		3.00	141,619
<b>Total USS Salaries by Fund</b>				<b>3.00</b>	<b>141,619</b>
<b>UNCLASSIFIED SALARIES</b>					
<b>1100 Unclassified Salaries-Permanent (Including 1105 - Stipend)</b>					
	998853	Lock System Specialist Senior Snodgrass, Travis	12	1.00	38,958
1160		Unclass Sal-OT/Comp/AHR			500
<b>Total Unclassified Salaries</b>				<b>1.00</b>	<b>39,458</b>
<b>Total Unclassified Salaries by Fund</b>					
A0003		GU State General Fund		1.00	39,458
<b>Total Unclassified Salaries by Fund</b>				<b>1.00</b>	<b>39,458</b>
<b>STUDENT ASSISTANTS AND BENEFITS</b>					
1690		Shrinkage			(5,880)
1760		State Leave Pymt Assessment			1,198
1810		KPERS Retirement			14,240
1830		Regents Retirement			6,803
1850		TIAA Disability			1,813
1911		Medicare			2,511
1912		OASDI			10,731
1750		Dependent Health Insurance			7,410
1950		Single Group Health Insurance			31,348
1970		Workers Compensation			560
1980		Unemployment Compensation			140
<b>Total Students and Fringe Benefits</b>					<b>70,874</b>
<b>Total Students and Fringe Benefits by Fund</b>					
A0003		GU State General Fund			70,874
<b>Total Students and Fringe Benefits</b>					<b>70,874</b>
<b>Total Salaries and Fringe Benefits</b>				<b>4.00</b>	<b>251,952</b>
<b>Total Salaries and Fringe Benefits by Fund</b>					
A0003		GU State General Fund		4.00	251,952
<b>Total Salaries and Fringe Benefits</b>				<b>4.00</b>	<b>251,952</b>
<b>OTHER OPERATING EXPENDITURES (OOE)</b>					
7F		Commodities			10,000
<b>Total OOE</b>					<b>10,000</b>
<b>Total OOE by Fund</b>					

**W.S.U ANNUAL BUDGET  
108377 - Locksmith Shop  
For Fiscal Year 2022**

Account Code	Position Number	Name or Account Description	Months	2022 Adopted	
				Budget FTE	Amount
	A2000	GU General Fees Fund			10,000
		<b>Total OOE by Fund</b>			<b>10,000</b>
		<b>Total FTE and Expenditures</b>		<b>4.00</b>	<b>261,952</b>
<b>Total FTE and Expenditures by Fund</b>					
	A0003	GU State General Fund		4.00	251,952
	A2000	GU General Fees Fund		-	10,000
		<b>Total FTE and Expenditures by Fund</b>		<b>4.00</b>	<b>261,952</b>

**W.S.U ANNUAL BUDGET  
108378 - Plumbing Shop  
For Fiscal Year 2022**

Account Code	Position Number	Name or Account Description	Months	2022 Adopted	
				Budget FTE	Amount
<b>USS SALARIES</b>					
<b>1000</b>	<b>USS Salaries-Permanent</b>				
	999135	Journeyman (Licensed) Plumber Stern, James	12	1.00	41,184
	999524	Plumber Senior Vacant		1.00	33,634
	999540	Journeyman (Licensed) Plumber Agee, Austin	12	1.00	40,560
	999836	Journeyman (Licensed) Plumber Gardner, Morgan	12	1.00	40,560
1030	USS Salaries-Standby			-	12,992
1020	USS Salaries-OT			-	2,000
<b>Total USS Salaries</b>				<b>4.00</b>	<b>170,930</b>
<b>Total USS Salaries by Fund</b>					
A0003	GU State General Fund			4.00	170,930
<b>Total USS Salaries by Fund</b>				<b>4.00</b>	<b>170,930</b>
<b>UNCLASSIFIED SALARIES</b>					
<b>1100</b>	<b>Unclassified Salaries-Permanent (Including 1105 - Stipend)</b>				
	999710	Trades Supervisor Basgall, Michael	12	1.00	50,648
1160	Unclass Sal-OT/Comp/AHR				3,000
<b>Total Unclassified Salaries</b>				<b>1.00</b>	<b>53,648</b>
<b>Total Unclassified Salaries by Fund</b>					
A0003	GU State General Fund			1.00	53,648
<b>Total Unclassified Salaries by Fund</b>				<b>1.00</b>	<b>53,648</b>
<b>STUDENT ASSISTANTS AND BENEFITS</b>					
1690	Shrinkage				(6,851)
1760	State Leave Pymt Assessment				1,484
1810	KPERs Retirement				19,346
1830	Regents Retirement				4,562
1850	TIAA Disability				2,248
1911	Medicare				3,109
1912	OASDI				13,287
1750	Dependent Health Insurance				7,410
1950	Single Group Health Insurance				23,511
1970	Workers Compensation				693
1980	Unemployment Compensation				174
<b>Total Students and Fringe Benefits</b>					<b>68,973</b>
<b>Total Students and Fringe Benefits by Fund</b>					
A0003	GU State General Fund				68,973
<b>Total Students and Fringe Benefits</b>					<b>68,973</b>
<b>Total Salaries and Fringe Benefits</b>				<b>5.00</b>	<b>293,551</b>
<b>Total Salaries and Fringe Benefits by Fund</b>					
A0003	GU State General Fund			5.00	293,551
<b>Total Salaries and Fringe Benefits</b>				<b>5.00</b>	<b>293,551</b>

**W.S.U ANNUAL BUDGET  
108378 - Plumbing Shop  
For Fiscal Year 2022**

Account Code	Position Number	Name or Account Description	Months	2022 Adopted	
				Budget FTE	Amount
<b>OTHER OPERATING EXPENDITURES (OOE)</b>					
	7F	Commodities			80,000
		<b>Total OOE</b>			<b>80,000</b>
<b>Total OOE by Fund</b>					
	A2000	GU General Fees Fund			80,000
		<b>Total OOE by Fund</b>			<b>80,000</b>
		<b>Total FTE and Expenditures</b>		<b>5.00</b>	<b>373,551</b>
<b>Total FTE and Expenditures by Fund</b>					
	A0003	GU State General Fund		5.00	293,551
	A2000	GU General Fees Fund		-	80,000
		<b>Total FTE and Expenditures by Fund</b>		<b>5.00</b>	<b>373,551</b>

**W.S.U ANNUAL BUDGET**  
**108379 - Electrical Shop**  
**For Fiscal Year 2022**

Account Code	Position Number	Name or Account Description	Months	2022 Adopted	
				Budget FTE	Amount
<b>USS SALARIES</b>					
<b>1000 USS Salaries-Permanent</b>					
	993080	Journeyman (Licensed) Electric Coleman, Joe	12	1.00	40,560
	999380	Journeyman (Licensed) Electrician Vacant		1.00	41,184
	999410	Journeyman (Licensed) Electrician Thornwall, Gregory	12	1.00	49,878
	999530	Journeyman (Licensed) Electrician Conyers, Aaron	12	1.00	49,878
	999557	Electrician Senior Houston, Matthew	12	1.00	40,726
	999712	Electrician Sabag, Jesus	12	1.00	36,400
	1030	USS Salaries-Standby		-	12,992
	1020	USS Salaries-OT		-	5,500
<b>Total USS Salaries</b>				<b>6.00</b>	<b>277,119</b>
<b>Total USS Salaries by Fund</b>					
	A0003	GU State General Fund		6.00	277,119
	A2000	GU General Fees Fund		-	-
<b>Total USS Salaries by Fund</b>				<b>6.00</b>	<b>277,119</b>
<b>UNCLASSIFIED SALARIES</b>					
<b>1100 Unclassified Salaries-Permanent (Including 1105 - Stipend)</b>					
	991831	Working Electrical Shop Supervisor Daniel, Randall	12	1.00	49,899
	1160	Unclass Sal-OT/Comp/AHR			750
<b>Total Unclassified Salaries</b>				<b>1.00</b>	<b>50,649</b>
<b>Total Unclassified Salaries by Fund</b>					
	A0003	GU State General Fund		1.00	50,649
<b>Total Unclassified Salaries by Fund</b>				<b>1.00</b>	<b>50,649</b>
<b>STUDENT ASSISTANTS AND BENEFITS</b>					
	1690	Shrinkage			(10,167)
	1760	State Leave Pymt Assessment			2,167
	1810	KPERS Retirement			40,276
	1830	Regents Retirement			64
	1850	TIAA Disability			3,280
	1911	Medicare			4,613
	1912	OASDI			19,713
	1750	Dependent Health Insurance			7,410
	1950	Single Group Health Insurance			39,185
	1970	Workers Compensation			1,015
	1980	Unemployment Compensation			259
<b>Total Students and Fringe Benefits</b>					<b>107,815</b>
<b>Total Students and Fringe Benefits by Fund</b>					
	A0003	GU State General Fund			107,815
	A2000	GU General Fees Fund			-

**W.S.U ANNUAL BUDGET**  
**108379 - Electrical Shop**  
**For Fiscal Year 2022**

Account Code	Position Number	Name or Account Description	Months	2022 Adopted	
				Budget FTE	Amount
<b>Total Students and Fringe Benefits</b>					<b>107,815</b>
<b>Total Salaries and Fringe Benefits</b>				<b>7.00</b>	<b>435,583</b>
<b>Total Salaries and Fringe Benefits by Fund</b>					
A0003		GU State General Fund		7.00	435,583
A2000		GU General Fees Fund		-	-
<b>Total Salaries and Fringe Benefits</b>				<b>7.00</b>	<b>435,583</b>
<b>OTHER OPERATING EXPENDITURES (OOE)</b>					
	7F	Commodities			100,000
<b>Total OOE</b>					<b>100,000</b>
<b>Total OOE by Fund</b>					
A2000		GU General Fees Fund			100,000
<b>Total OOE by Fund</b>					<b>100,000</b>
<b>Total FTE and Expenditures</b>				<b>7.00</b>	<b>535,583</b>
<b>Total FTE and Expenditures by Fund</b>					
A0003		GU State General Fund		7.00	435,583
A2000		GU General Fees Fund		-	100,000
<b>Total FTE and Expenditures by Fund</b>				<b>7.00</b>	<b>535,583</b>

**W.S.U ANNUAL BUDGET**  
**108380 - HVAC Shop**  
**For Fiscal Year 2022**

Account Code	Position Number	Name or Account Description	Months	2022 Adopted	
				Budget FTE	Amount
<b>USS SALARIES</b>					
<b>1000 USS Salaries-Permanent</b>					
	993066	Journeyman (Licensed) HVAC Technician Freeman, Casey	12	1.00	41,184
	998777	Maintenance & Repair Specialist Senior Montez, Richard	12	1.00	30,597
	999413	Maintenance & Repair Specialist Senior Johnson, Joshua	12	1.00	29,910
	999511	Journeyman (Licensed) HVAC Technician Domke, Thomas	12	1.00	41,184
	999527	Journeyman (Licensed) HVAC Technician Amelunke, Jesse	12	1.00	41,184
	999930	Journeyman (Licensed) HVAC Technician Vacant		1.00	34,507
	999956	Maintenance & Repair Specialist Senior Walker, Jimmy	12	1.00	32,094
1030	USS Salaries-Standby			-	12,992
1020	USS Salaries-OT			-	1,000
<b>Total USS Salaries</b>				<b>7.00</b>	<b>264,653</b>
<b>Total USS Salaries by Fund</b>					
A0003	GU State General Fund			7.00	264,653
<b>Total USS Salaries by Fund</b>				<b>7.00</b>	<b>264,653</b>
<b>UNCLASSIFIED SALARIES</b>					
<b>1100 Unclassified Salaries-Permanent (Including 1105 - Stipend)</b>					
	998825	Trades Supervisor Parsons, Joshua	12	1.00	46,446
1160	Unclass Sal-OT/Comp/AHR				2,500
<b>Total Unclassified Salaries</b>				<b>1.00</b>	<b>48,946</b>
<b>Total Unclassified Salaries by Fund</b>					
A0003	GU State General Fund			1.00	48,946
<b>Total Unclassified Salaries by Fund</b>				<b>1.00</b>	<b>48,946</b>
<b>STUDENT ASSISTANTS AND BENEFITS</b>					
1690	Shrinkage				(10,216)
1760	State Leave Pymt Assessment				2,072
1810	KPERs Retirement				38,976
1830	Regents Retirement				213
1850	TIAA Disability				3,139
1911	Medicare				4,309
1912	OASDI				18,403
1750	Dependent Health Insurance				11,115
1950	Single Group Health Insurance				54,859
1970	Workers Compensation				971
1980	Unemployment Compensation				242
<b>Total Students and Fringe Benefits</b>					<b>124,083</b>
<b>Total Students and Fringe Benefits by Fund</b>					

**W.S.U ANNUAL BUDGET**  
**108380 - HVAC Shop**  
**For Fiscal Year 2022**

Account Code	Position Number	Name or Account Description	Months	2022 Adopted	
				Budget FTE	Amount
	A0003	GU State General Fund			124,083
		<b>Total Students and Fringe Benefits</b>			<b>124,083</b>
		<b>Total Salaries and Fringe Benefits</b>		<b>8.00</b>	<b>437,682</b>
		<b>Total Salaries and Fringe Benefits by Fund</b>			
	A0003	GU State General Fund		8.00	437,682
		<b>Total Salaries and Fringe Benefits</b>		<b>8.00</b>	<b>437,682</b>
<b>OTHER OPERATING EXPENDITURES (OOE)</b>					
	7F	Commodities			150,000
		<b>Total OOE</b>			<b>150,000</b>
		<b>Total OOE by Fund</b>			
	A2000	GU General Fees Fund			150,000
		<b>Total OOE by Fund</b>			<b>150,000</b>
		<b>Total FTE and Expenditures</b>		<b>8.00</b>	<b>587,682</b>
		<b>Total FTE and Expenditures by Fund</b>			
	A0003	GU State General Fund		8.00	437,682
	A2000	GU General Fees Fund		-	150,000
		<b>Total FTE and Expenditures by Fund</b>		<b>8.00</b>	<b>587,682</b>



**W.S.U ANNUAL BUDGET**  
**108383 - EMS**  
**For Fiscal Year 2022**

Account Code	Position Number	Name or Account Description	Months	2022 Adopted	
				Budget FTE	Amount
<b>USS SALARIES</b>					
<b>1000 USS Salaries-Permanent</b>					
	999555	Electronic Control Cntr Tech Vacant		1.00	38,854
	1030	USS Salaries-Standby		-	12,992
	1020	USS Salaries-OT		-	500
<b>Total USS Salaries</b>				<b>1.00</b>	<b>52,346</b>
<b>Total USS Salaries by Fund</b>					
	A0003	GU State General Fund		1.00	52,346
<b>Total USS Salaries by Fund</b>				<b>1.00</b>	<b>52,346</b>
<b>UNCLASSIFIED SALARIES</b>					
<b>1100 Unclassified Salaries-Permanent (Including 1105 - Stipend)</b>					
	991001	Building Automation Specialist Hedges, Jason	12	1.00	49,878
	991006	Building Automation Specialist Stickley, Steven	12	1.00	49,878
	999715	Manager of Environmental Control Vacant		1.00	46,293
<b>Total Unclassified Salaries</b>				<b>3.00</b>	<b>146,050</b>
<b>Total Unclassified Salaries by Fund</b>					
	A0003	GU State General Fund		3.00	146,050
<b>Total Unclassified Salaries by Fund</b>				<b>3.00</b>	<b>146,050</b>
<b>STUDENT ASSISTANTS AND BENEFITS</b>					
	1690	Shrinkage			(5,629)
	1760	State Leave Pymt Assessment			1,313
	1810	KPERS Retirement			1,902
	1830	Regents Retirement			8,480
	1850	TIAA Disability			1,985
	1911	Medicare			2,781
	1912	OASDI			11,880
	1750	Dependent Health Insurance			3,705
	1950	Single Group Health Insurance			15,674
	1970	Workers Compensation			614
	1980	Unemployment Compensation			157
<b>Total Students and Fringe Benefits</b>					<b>42,862</b>
<b>Total Students and Fringe Benefits by Fund</b>					
	A0003	GU State General Fund			42,862
<b>Total Students and Fringe Benefits</b>					<b>42,862</b>
<b>Total Salaries and Fringe Benefits</b>				<b>4.00</b>	<b>241,258</b>
<b>Total Salaries and Fringe Benefits by Fund</b>					
	A0003	GU State General Fund		4.00	241,258
<b>Total Salaries and Fringe Benefits</b>				<b>4.00</b>	<b>241,258</b>
<b>OTHER OPERATING EXPENDITURES (OOE)</b>					
	7F	Commodities			10,000

**W.S.U ANNUAL BUDGET**  
**108383 - EMS**  
**For Fiscal Year 2022**

Account Code	Position Number	Name or Account Description	Months	2022 Adopted	
				Budget FTE	Amount
<b>Total OOE</b>					<b>10,000</b>
<b>Total OOE by Fund</b>					
	A2000	GU General Fees Fund			10,000
<b>Total OOE by Fund</b>					<b>10,000</b>
<b>Total FTE and Expenditures</b>				<b>4.00</b>	<b>251,258</b>
<b>Total FTE and Expenditures by Fund</b>					
	A0003	GU State General Fund		4.00	241,258
	A2000	GU General Fees Fund		-	10,000
<b>Total FTE and Expenditures by Fund</b>				<b>4.00</b>	<b>251,258</b>

**W.S.U ANNUAL BUDGET**  
**108387 - Auxiliary Maintenance**  
**For Fiscal Year 2022**

Account Code	Position Number	Name or Account Description	Months	2022 Adopted	
				Budget FTE	Amount
<b>USS SALARIES</b>					
<b>1000 USS Salaries-Permanent</b>					
1030		USS Salaries-Standby		-	12,992
1020		USS Salaries-OT		-	1,500
<b>Total USS Salaries</b>				<b>-</b>	<b>14,492</b>
<b>Total USS Salaries by Fund</b>					
A0003		GU State General Fund		-	12,007
A2000		GU General Fees Fund		-	2,485
<b>Total USS Salaries by Fund</b>				<b>-</b>	<b>14,492</b>
<b>UNCLASSIFIED SALARIES</b>					
<b>1100 Unclassified Salaries-Permanent (Including 1105 - Stipend)</b>					
<b>Total Unclassified Salaries</b>				<b>-</b>	<b>-</b>
<b>Total Unclassified Salaries by Fund</b>					
<b>Total Unclassified Salaries by Fund</b>				<b>-</b>	<b>-</b>
<b>STUDENT ASSISTANTS AND BENEFITS</b>					
1690		Shrinkage			(408)
1760		State Leave Pymt Assessment			97
1810		KPERS Retirement			2,043
1850		TIAA Disability			146
1911		Medicare			212
1912		OASDI			900
1950		Single Group Health Insurance			-
1970		Workers Compensation			45
1980		Unemployment Compensation			12
<b>Total Students and Fringe Benefits</b>				<b>-</b>	<b>3,047</b>
<b>Total Students and Fringe Benefits by Fund</b>					
A0003		GU State General Fund			2,522
A2000		GU General Fees Fund			525
<b>Total Students and Fringe Benefits</b>				<b>-</b>	<b>3,047</b>
<b>Total Salaries and Fringe Benefits</b>				<b>-</b>	<b>17,539</b>
<b>Total Salaries and Fringe Benefits by Fund</b>					
A0003		GU State General Fund		-	14,529
A2000		GU General Fees Fund		-	3,010
<b>Total Salaries and Fringe Benefits</b>				<b>-</b>	<b>17,539</b>
<b>OTHER OPERATING EXPENDITURES (OOE)</b>					
7F		Commodities			-
<b>Total OOE</b>				<b>-</b>	<b>-</b>
<b>Total OOE by Fund</b>					
A2000		GU General Fees Fund			-
<b>Total OOE by Fund</b>				<b>-</b>	<b>-</b>
<b>Total FTE and Expenditures</b>				<b>-</b>	<b>17,539</b>
<b>Total FTE and Expenditures by Fund</b>					
A0003		GU State General Fund		-	14,529
A2000		GU General Fees Fund		-	3,010

**W.S.U ANNUAL BUDGET**  
**108387 - Auxiliary Maintenance**  
**For Fiscal Year 2022**

Account Code	Position Number	Name or Account Description	Months	2022 Adopted	
				Budget FTE	Amount
<b>Total FTE and Expenditures by Fund</b>				<b>-</b>	<b>17,539</b>

**W.S.U ANNUAL BUDGET  
108389 - Elevator Service  
For Fiscal Year 2022**

Account Code	Position Number	Name or Account Description	Months	2022 Adopted	
				Budget FTE	Amount
<b>USS SALARIES</b>					
<b>1000 USS Salaries-Permanent</b>					
<b>Total USS Salaries</b>				-	-
<b>Total USS Salaries by Fund</b>					
<b>Total USS Salaries by Fund</b>				-	-
<b>UNCLASSIFIED SALARIES</b>					
<b>1100 Unclassified Salaries-Permanent (Including 1105 - Stipend)</b>					
<b>Total Unclassified Salaries</b>				-	-
<b>Total Unclassified Salaries by Fund</b>					
<b>Total Unclassified Salaries by Fund</b>				-	-
<b>STUDENT ASSISTANTS AND BENEFITS</b>					
<b>Total Students and Fringe Benefits</b>				-	-
<b>Total Students and Fringe Benefits by Fund</b>					
<b>Total Students and Fringe Benefits</b>				-	-
<b>Total Salaries and Fringe Benefits</b>				-	-
<b>Total Salaries and Fringe Benefits by Fund</b>					
<b>Total Salaries and Fringe Benefits</b>				-	-
<b>OTHER OPERATING EXPENDITURES (OOE)</b>					
7C Contractual Services				111,000	
<b>Total OOE</b>				<b>111,000</b>	
<b>Total OOE by Fund</b>					
A2000		GU General Fees Fund		111,000	
<b>Total OOE by Fund</b>				<b>111,000</b>	
<b>Total FTE and Expenditures</b>				-	<b>111,000</b>
<b>Total FTE and Expenditures by Fund</b>					
A2000		GU General Fees Fund		-	111,000
<b>Total FTE and Expenditures by Fund</b>				-	<b>111,000</b>

**W.S.U ANNUAL BUDGET**  
**108331 - Landscape & Ground Maintenance**  
**For Fiscal Year 2022**

Account Code	Position Number	Name or Account Description	Months	2022 Adopted	
				Budget FTE	Amount
<b>USS SALARIES</b>					
<b>1000 USS Salaries-Permanent</b>					
	999313	Equipment Operator McCord, Brian	12	1.00	27,810
	999336	Groundskeeper Snow, Daryle	12	1.00	26,728
	999373	Equipment Operator Vacant		1.00	20,842
	999378	Equipment Operator Pokorny, Richard	12	1.00	27,144
	999391	Equipment Operator Vacant		1.00	27,810
	999424	Landscape Supervisor Klocke, Arlan	12	1.00	47,570
	999451	Groundskeeper Neal, Kitchel	12	1.00	27,144
	999510	Equipment Operator Smith, Terry	12	1.00	27,830
	999605	Equipment Operator Newhouse, Alexia	12	1.00	39,166
	999626	Groundskeeper Vacant		1.00	26,728
	999633	Equipment Operator Harris, Johnny	12	1.00	29,952
	999668	Equipment Operator Darnell, Jason	12	1.00	27,810
	999674	Equipment Operator Evans, Neletah	12	1.00	29,245
	999728	Equipment Operator Evans, Mary	12	1.00	29,952
	999732	Equipment Operator Kaufman, Lowell	12	1.00	27,810
	999733	Landscape Supervisor Vacant		1.00	29,994
	999734	Groundskeeper Ehlert, Jeffrey	12	1.00	27,144
	999735	Landscape Manager Hill, Scotty	12	1.00	48,755
	999737	Equipment Operator Janzen, Jack	12	1.00	36,400
	999738	Equipment Operator Garner, Paula	12	1.00	33,883
	999740	Groundskeeper			

**W.S.U ANNUAL BUDGET**  
**108331 - Landscape & Ground Maintenance**  
**For Fiscal Year 2022**

Account Code	Position Number	Name or Account Description	Months	2022 Adopted	
				Budget FTE	Amount
		Alexander, Logan	12	1.00	26,728
	999741	Equipment Operator Copeland, Evan	12	1.00	27,144
	999742	Landscape Supervisor Headrick, Cody	12	1.00	42,224
	999868	Equipment Operator Keeley, Tom	12	1.00	29,245
	999899	Landscape Supervisor Stuewe, Kevin	12	1.00	47,570
	999900	Equipment Operator Bennett, Robert	12	1.00	29,245
	999962	Equipment Operator Miles, Derek	12	1.00	27,810
1020		USS Salaries-OT		-	10,000
		<b>Total USS Salaries</b>		<b>27.00</b>	<b>859,680</b>
<b>Total USS Salaries by Fund</b>					
	A0003	GU State General Fund		27.00	859,680
		<b>Total USS Salaries by Fund</b>		<b>27.00</b>	<b>859,680</b>
<b>UNCLASSIFIED SALARIES</b>					
<b>1100 Unclassified Salaries-Permanent (Including 1105 - Stipend)</b>					
		<b>Total Unclassified Salaries</b>		-	-
<b>Total Unclassified Salaries by Fund</b>					
		<b>Total Unclassified Salaries by Fund</b>		-	-
<b>STUDENT ASSISTANTS AND BENEFITS</b>					
	1690	Shrinkage			(28,407)
	1760	State Leave Pymt Assessment			5,688
	1810	KPERS Retirement			106,293
	1850	TIAA Disability			8,612
	1911	Medicare			11,964
	1912	OASDI			51,105
	1750	Dependent Health Insurance			33,345
	1752	Healthy Kids Health Insurance			698
	1950	Single Group Health Insurance			164,577
	1970	Workers Compensation			2,664
	1980	Unemployment Compensation			671
		<b>Total Students and Fringe Benefits</b>			<b>357,210</b>
<b>Total Students and Fringe Benefits by Fund</b>					
	A0003	GU State General Fund			357,210
		<b>Total Students and Fringe Benefits</b>			<b>357,210</b>
		<b>Total Salaries and Fringe Benefits</b>		<b>27.00</b>	<b>1,216,890</b>
<b>Total Salaries and Fringe Benefits by Fund</b>					
	A0003	GU State General Fund		27.00	1,216,890

**W.S.U ANNUAL BUDGET**  
**108331 - Landscape & Ground Maintenance**  
**For Fiscal Year 2022**

Account Code	Position Number	Name or Account Description	Months	2022 Adopted	
				Budget FTE	Amount
<b>Total Salaries and Fringe Benefits</b>				<b>27.00</b>	<b>1,216,890</b>
<hr/>					
<b>OTHER OPERATING EXPENDITURES (OOE)</b>					
	7C	Contractual Services			27,500
	7F	Commodities			122,500
		<b>Total OOE</b>			<b>150,000</b>
<hr/>					
<b>Total OOE by Fund</b>					
	A2000	GU General Fees Fund			150,000
		<b>Total OOE by Fund</b>			<b>150,000</b>
<hr/>					
		<b>Total FTE and Expenditures</b>		<b>27.00</b>	<b>1,366,890</b>
<hr/>					
<b>Total FTE and Expenditures by Fund</b>					
	A0003	GU State General Fund		27.00	1,216,890
	A2000	GU General Fees Fund		-	150,000
		<b>Total FTE and Expenditures by Fund</b>		<b>27.00</b>	<b>1,366,890</b>



**W.S.U ANNUAL BUDGET**  
**108341 - Custodial Maintenance**  
**For Fiscal Year 2022**

Account Code	Position Number	Name or Account Description	Months	2022 Adopted	
				Budget FTE	Amount
<b>USS SALARIES</b>					
<b>1000 USS Salaries-Permanent</b>					
	995014	Custodian Vacant		1.00	23,109
	995016	Custodian Cahill, Thomas	12	1.00	23,109
	995017	Custodian Porter, Kristina	12	1.00	23,109
	998778	Custodial Lansdowne, Patrick	12	1.00	23,109
	998779	Custodian Le, Anna	12	1.00	24,627
	998827	Custodian Carmichael, Joseph	12	1.00	23,109
	998917	Custodian VanSickle, Daniel	12	1.00	23,109
	998923	Custodian Vacant		1.00	23,462
	998924	Custodian Tejeda, Michael	12	1.00	23,109
	999352	Custodian Supervisor Childs, Catherine	12	1.00	37,336
	999363	Custodian Vacant	12	1.00	23,109
	999371	Custodian Nguyen, Liem	12	1.00	25,272
	999372	Custodian Ortega, Alex	12	1.00	23,109
	999377	Custodian Love, Cherry	12	1.00	24,066
	999398	Custodian Do, Nhung	12	1.00	24,066
	999400	Custodian Jones, Sharon	12	1.00	24,066
	999401	Custodian Reyes, Devonn	12	1.00	23,109
	999402	Custodian Dionizio, Matheus	12	1.00	23,109
	999404	Custodian Oatman, Charles	12	1.00	23,109
	999405	Custodian Trucks, George	12	1.00	26,562
	999406	Custodian			

**W.S.U ANNUAL BUDGET**  
**108341 - Custodial Maintenance**  
**For Fiscal Year 2022**

Account Code	Position Number	Name or Account Description	Months	2022 Adopted	
				Budget FTE	Amount
		Tran, Hue	12	1.00	24,066
	999408	Custodial Supervisor Winzerling, Alvin	12	1.00	36,400
	999411	GMRT Senior Vacant		1.00	32,885
	999456	Custodian Addis, Bradley	12	1.00	24,066
	999460	Custodian Vacant		1.00	14,019
	999462	Custodian Zamora, Jorge	12	1.00	24,066
	999464	Custodian Taylor, Eugene	12	1.00	24,066
	999467	Custodian McDowell, Derrick	12	1.00	23,109
	999468	Custodial Supervisor Manley, Seth	12	1.00	32,510
	999470	Custodian Robison, James	12	1.00	24,066
	999486	Custodian Haynes, David	12	1.00	24,627
	999498	Custodian Carter, Zackery	12	1.00	23,109
	999501	Custodian Berger, Lane	12	1.00	23,109
	999503	Custodian Vacant		1.00	23,109
	999509	Custodial Specialist Ricker, Steven	12	1.00	23,109
	999516	Custodian Scott, Dwayne	12	1.00	24,066
	999529	Custodian Powell, Mekeyba	12	1.00	24,066
	999538	Custodial Supervisor Chaney, Jodell	12	1.00	40,082
	999542	Custodian Duong, Muoi	12	1.00	25,272
	999545	Custodian Thomas, David	12	1.00	33,883
	999548	Custodian Richard, Lydia	12	1.00	24,066
	999560	Custodian			

**W.S.U ANNUAL BUDGET**  
**108341 - Custodial Maintenance**  
**For Fiscal Year 2022**

Account Code	Position Number	Name or Account Description	Months	2022 Adopted	
				Budget FTE	Amount
		Bonus, Cynthia	12	1.00	24,066
	999586	Custodial Manager Blevens, Polar	12	1.00	43,680
	999595	Custodian Wittman, Heath	12	1.00	23,109
	999597	Custodial Supervisor Johnson, Antonio	12	1.00	31,054
	999598	Custodian Neal, Joan	12	1.00	24,066
	999599	Custodian Nguyen, Mary	12	1.00	25,272
	999600	Custodian Meyer, Dary	12	1.00	24,066
	999615	Custodial Supervisor Patton, Lee	12	1.00	39,312
	999629	Custodian Tran, Huong	12	1.00	25,272
	999631	Custodian Yero Santos, Caridad	12	1.00	24,066
	999647	Custodian Greenwood, Glen	12	1.00	24,066
	999664	Custodian Bui, Lua	12	1.00	25,272
	999743	Custodian Mueller, Logan	12	1.00	24,066
	999745	Custodian Nguyen, Ly	12	1.00	25,272
	999753	Custodial Supervisor Farmer, Misty	12	1.00	32,510
	999754	Custodian Pierce, Marcus	12	1.00	23,109
	999755	Custodian Vacant		1.00	23,109
	999756	Custodian Harper, Justin	12	1.00	23,109
	999759	Custodian Love, Rickey	12	1.00	24,066
	999760	Custodial Supervisor McCoy, Carolyn	12	1.00	36,400
	999761	Custodial Manager Bedolla, Erendira	12	1.00	40,123
	999762	Custodian			

**W.S.U ANNUAL BUDGET**  
**108341 - Custodial Maintenance**  
**For Fiscal Year 2022**

Account Code	Position Number	Name or Account Description	Months	2022 Adopted	
				Budget FTE	Amount
		Chora Martinez, Maricela	12	1.00	24,066
	999768	Custodian Vacant	12	1.00	23,109
	999769	Custodian Spruill, Dakota	12	1.00	23,109
	999770	Custodial Supervisor Espinoza, Roberto	12	1.00	32,510
	999772	Custodial Supervisor Howland, Crystal	12	1.00	32,510
	999773	Custodian Vacant		1.00	23,109
	999786	Custodian Farmer, Robert	12	1.00	23,109
	999856	Custodian Chau, Long	12	1.00	25,272
	999861	Custodian Alley, Linda	12	1.00	23,109
	999896	Custodian Harding, Andrew	12	1.00	23,109
	999928	Custodian Antuna, Mario	12	1.00	26,915
	999936	Custodian Diaz, Basilio	12	1.00	23,109
	999959	Custodian Vacant		1.00	24,066
	999992	Custodian Vacant		1.00	23,109
1020		USS Salaries-OT		-	9,500
		<b>Total USS Salaries</b>		<b>76.00</b>	<b>1,979,281</b>
<b>Total USS Salaries by Fund</b>					
	A0003	GU State General Fund		76.00	1,979,281
	A2000	GU General Fees Fund		-	-
		<b>Total USS Salaries by Fund</b>		<b>76.00</b>	<b>1,979,281</b>

**UNCLASSIFIED SALARIES**

**1100 Unclassified Salaries-Permanent (Including 1105 - Stipend)**

	998780	Director of Custodial Services and Event Support Vacant		1.00	68,400
	998848	Custodial Supervisor Johnson, Angela	12	1.00	33,862
	998886	Custodian Nadeau, Brigitte	12	1.00	23,109

**W.S.U ANNUAL BUDGET**  
**108341 - Custodial Maintenance**  
**For Fiscal Year 2022**

Account Code	Position Number	Name or Account Description	Months	2022 Adopted	
				Budget FTE	Amount
	999113	Custodial Manager Ludlow, Daniel	12	1.00	39,520
	999341	Custodial Manager Sanford, Gayle	12	1.00	40,123
	999562	Custodial Manager Young, Deyanira	12	1.00	39,520
1160		Unclass Sal-OT/Comp/AHR			1,494
		<b>Total Unclassified Salaries</b>		<b>6.00</b>	<b>246,028</b>
<b>Total Unclassified Salaries by Fund</b>					
	A0003	GU State General Fund		6.00	246,028
	A2000	GU General Fees Fund		-	-
		<b>Total Unclassified Salaries by Fund</b>		<b>6.00</b>	<b>246,028</b>
<b>STUDENT ASSISTANTS AND BENEFITS</b>					
	1690	Shrinkage			(72,457)
	1760	State Leave Pymt Assessment			14,718
	1810	KPERS Retirement			268,582
	1830	Regents Retirement			3,487
	1850	TIAA Disability			22,303
	1911	Medicare			31,088
	1912	OASDI			132,791
	1750	Dependent Health Insurance			37,050
	1752	Healthy Kids Health Insurance			698
	1950	Single Group Health Insurance			431,035
	1970	Workers Compensation			6,912
	1980	Unemployment Compensation			1,754
		<b>Total Students and Fringe Benefits</b>			<b>877,961</b>
<b>Total Students and Fringe Benefits by Fund</b>					
	A0003	GU State General Fund			877,961
	A2000	GU General Fees Fund			-
		<b>Total Students and Fringe Benefits</b>			<b>877,961</b>
		<b>Total Salaries and Fringe Benefits</b>		<b>82.00</b>	<b>3,103,270</b>
<b>Total Salaries and Fringe Benefits by Fund</b>					
	A0003	GU State General Fund		82.00	3,103,270
	A2000	GU General Fees Fund		-	-
		<b>Total Salaries and Fringe Benefits</b>		<b>82.00</b>	<b>3,103,270</b>
<b>OTHER OPERATING EXPENDITURES (OOE)</b>					
	7C	Contractual Services			25,181
	7F	Commodities			224,829
		<b>Total OOE</b>			<b>250,010</b>
<b>Total OOE by Fund</b>					
	A2000	GU General Fees Fund			250,010
		<b>Total OOE by Fund</b>			<b>250,010</b>
		<b>Total FTE and Expenditures</b>		<b>82.00</b>	<b>3,353,280</b>
<b>Total FTE and Expenditures by Fund</b>					
	A0003	GU State General Fund		82.00	3,103,270
	A2000	GU General Fees Fund		-	250,010

**W.S.U ANNUAL BUDGET**  
**108341 - Custodial Maintenance**  
**For Fiscal Year 2022**

Account Code	Position Number	Name or Account Description	Months	2022 Adopted	
				Budget FTE	Amount
<b>Total FTE and Expenditures by Fund</b>				<b>82.00</b>	<b>3,353,280</b>

**W.S.U ANNUAL BUDGET  
108311 - Central Energy Plant  
For Fiscal Year 2022**

Account Code	Position Number	Name or Account Description	Months	2022 Adopted	
				Budget FTE	Amount
<b>USS SALARIES</b>					
<b>1000</b>	<b>USS Salaries-Permanent</b>				
	999608	Energy Plant Operator Carrick, Steven	12	1.00	37,440
	999610	Energy Plant Operator Brown, Shane	12	1.00	37,939
	999611	Energy Plant Operator Otieno, Nicholas	12	1.00	38,438
	999612	Energy Plant Operator Tyler, Steven	12	1.00	37,835
	999613	Energy Plant Operator Williams, Glen	12	1.00	37,835
	999810	Energy Plant Operator Herzig, Todd	12	1.00	37,835
1020	USS Salaries-OT			-	14,066
	<b>Total USS Salaries</b>			<b>6.00</b>	<b>241,389</b>
<b>Total USS Salaries by Fund</b>					
A0003	GU State General Fund			6.00	241,389
	<b>Total USS Salaries by Fund</b>			<b>6.00</b>	<b>241,389</b>
<b>UNCLASSIFIED SALARIES</b>					
<b>1100</b>	<b>Unclassified Salaries-Permanent (Including 1105 - Stipend)</b>				
	995486	Manager, Central Energy Plant Olmstead, Alva	12	1.00	51,807
	996683	Trades Supervisor McClary, George	12	1.00	46,446
1160	Unclass Sal-OT/Comp/AHR				7,500
	<b>Total Unclassified Salaries</b>			<b>2.00</b>	<b>105,753</b>
<b>Total Unclassified Salaries by Fund</b>					
A0003	GU State General Fund			2.00	105,753
	<b>Total Unclassified Salaries by Fund</b>			<b>2.00</b>	<b>105,753</b>
<b>STUDENT ASSISTANTS AND BENEFITS</b>					
1690	Shrinkage				(11,389)
1760	State Leave Pymt Assessment				2,295
1810	KPERS Retirement				41,313
1830	Regents Retirement				4,586
1850	TIAA Disability				3,477
1911	Medicare				4,817
1912	OASDI				20,580
1750	Dependent Health Insurance				11,115
1950	Single Group Health Insurance				62,696
1970	Workers Compensation				1,075
1980	Unemployment Compensation				269
	<b>Total Students and Fringe Benefits</b>				<b>140,834</b>
<b>Total Students and Fringe Benefits by Fund</b>					
A0003	GU State General Fund				140,834

**W.S.U ANNUAL BUDGET  
108311 - Central Energy Plant  
For Fiscal Year 2022**

Account Code	Position Number	Name or Account Description	Months	2022 Adopted	
				Budget FTE	Amount
<b>Total Students and Fringe Benefits</b>					<b>140,834</b>
<b>Total Salaries and Fringe Benefits</b>				<b>8.00</b>	<b>487,977</b>
<b>Total Salaries and Fringe Benefits by Fund</b>					
A0003		GU State General Fund		8.00	487,977
<b>Total Salaries and Fringe Benefits</b>				<b>8.00</b>	<b>487,977</b>
<b>OTHER OPERATING EXPENDITURES (OOE)</b>					
7C		Contractual Services			4,791
7F		Commodities			95,209
<b>Total OOE</b>					<b>100,000</b>
<b>Total OOE by Fund</b>					
A2000		GU General Fees Fund			100,000
<b>Total OOE by Fund</b>					<b>100,000</b>
<b>Total FTE and Expenditures</b>				<b>8.00</b>	<b>587,977</b>
<b>Total FTE and Expenditures by Fund</b>					
A0003		GU State General Fund		8.00	487,977
A2000		GU General Fees Fund		-	100,000
<b>Total FTE and Expenditures by Fund</b>				<b>8.00</b>	<b>587,977</b>



**W.S.U ANNUAL BUDGET**  
**108315 - Physical Plant Utilities**  
**For Fiscal Year 2022**

Account Code	Position Number	Name or Account Description	Months	2022 Adopted	
				Budget FTE	Amount
<b>USS SALARIES</b>					
<b>1000 USS Salaries-Permanent</b>					
<b>Total USS Salaries</b>				-	-
<b>Total USS Salaries by Fund</b>					
<b>Total USS Salaries by Fund</b>				-	-
<b>UNCLASSIFIED SALARIES</b>					
<b>1100 Unclassified Salaries-Permanent (Including 1105 - Stipend)</b>					
<b>Total Unclassified Salaries</b>				-	-
<b>Total Unclassified Salaries by Fund</b>					
<b>Total Unclassified Salaries by Fund</b>				-	-
<b>STUDENT ASSISTANTS AND BENEFITS</b>					
<b>Total Students and Fringe Benefits</b>				-	-
<b>Total Students and Fringe Benefits by Fund</b>					
<b>Total Students and Fringe Benefits</b>				-	-
<b>Total Salaries and Fringe Benefits</b>				-	-
<b>Total Salaries and Fringe Benefits by Fund</b>					
<b>Total Salaries and Fringe Benefits</b>				-	-
<b>OTHER OPERATING EXPENDITURES (OOE)</b>					
7C Contractual Services				5,977,000	
<b>Total OOE</b>				<b>5,977,000</b>	
<b>Total OOE by Fund</b>					
A2000		GU General Fees Fund		5,641,000	
D11350		RU Physical Plant Utilities		336,000	
D11614		RU Utilities Budget Reserve		-	
<b>Total OOE by Fund</b>				<b>5,977,000</b>	
<b>Total FTE and Expenditures</b>				-	<b>5,977,000</b>
<b>Total FTE and Expenditures by Fund</b>					
A2000		GU General Fees Fund		-	5,641,000
D11350		RU Physical Plant Utilities		-	336,000
D11614		RU Utilities Budget Reserve		-	-
<b>Total FTE and Expenditures by Fund</b>				-	<b>5,977,000</b>

**W.S.U ANNUAL BUDGET**  
**108316 - Other Fuels**  
**For Fiscal Year 2022**

Account Code	Position Number	Name or Account Description	Months	2022 Adopted	
				Budget FTE	Amount
<b>USS SALARIES</b>					
<b>1000 USS Salaries-Permanent</b>					
<b>Total USS Salaries</b>				-	-
<b>Total USS Salaries by Fund</b>					
<b>Total USS Salaries by Fund</b>				-	-
<b>UNCLASSIFIED SALARIES</b>					
<b>1100 Unclassified Salaries-Permanent (Including 1105 - Stipend)</b>					
<b>Total Unclassified Salaries</b>				-	-
<b>Total Unclassified Salaries by Fund</b>					
<b>Total Unclassified Salaries by Fund</b>				-	-
<b>STUDENT ASSISTANTS AND BENEFITS</b>					
<b>Total Students and Fringe Benefits</b>				-	-
<b>Total Students and Fringe Benefits by Fund</b>					
<b>Total Students and Fringe Benefits</b>				-	-
<b>Total Salaries and Fringe Benefits</b>				-	-
<b>Total Salaries and Fringe Benefits by Fund</b>					
<b>Total Salaries and Fringe Benefits</b>				-	-
<b>OTHER OPERATING EXPENDITURES (OOE)</b>					
7F Commodities				20,273	
<b>Total OOE</b>				<b>20,273</b>	
<b>Total OOE by Fund</b>					
A2000 GU General Fees Fund				20,273	
<b>Total OOE by Fund</b>				<b>20,273</b>	
<b>Total FTE and Expenditures</b>				-	<b>20,273</b>
<b>Total FTE and Expenditures by Fund</b>					
A2000 GU General Fees Fund				-	20,273
<b>Total FTE and Expenditures by Fund</b>				-	<b>20,273</b>

**W.S.U ANNUAL BUDGET  
108318 - Utility Contingency  
For Fiscal Year 2022**

Account Code	Position Number	Name or Account Description	Months	2022 Adopted	
				Budget FTE	Amount
<b>USS SALARIES</b>					
<b>1000 USS Salaries-Permanent</b>					
<b>Total USS Salaries</b>				-	-
<b>Total USS Salaries by Fund</b>					
<b>Total USS Salaries by Fund</b>				-	-
<b>UNCLASSIFIED SALARIES</b>					
<b>1100 Unclassified Salaries-Permanent (Including 1105 - Stipend)</b>					
<b>Total Unclassified Salaries</b>				-	-
<b>Total Unclassified Salaries by Fund</b>					
<b>Total Unclassified Salaries by Fund</b>				-	-
<b>STUDENT ASSISTANTS AND BENEFITS</b>					
<b>Total Students and Fringe Benefits</b>				-	-
<b>Total Students and Fringe Benefits by Fund</b>					
<b>Total Students and Fringe Benefits</b>				-	-
<b>Total Salaries and Fringe Benefits</b>				-	-
<b>Total Salaries and Fringe Benefits by Fund</b>					
<b>Total Salaries and Fringe Benefits</b>				-	-
<b>OTHER OPERATING EXPENDITURES (OOE)</b>					
7C Contractual Services				291,000	
<b>Total OOE</b>				<b>291,000</b>	
<b>Total OOE by Fund</b>					
A2000 GU General Fees Fund				291,000	
<b>Total OOE by Fund</b>				<b>291,000</b>	
<b>Total FTE and Expenditures</b>				-	<b>291,000</b>
<b>Total FTE and Expenditures by Fund</b>					
A2000 GU General Fees Fund				-	291,000
<b>Total FTE and Expenditures by Fund</b>				-	<b>291,000</b>

**W.S.U ANNUAL BUDGET**  
**108382 - Gasoline**  
**For Fiscal Year 2022**

Account Code	Position Number	Name or Account Description	Months	2022 Adopted	
				Budget FTE	Amount
<b>USS SALARIES</b>					
<b>1000 USS Salaries-Permanent</b>					
<b>Total USS Salaries</b>				-	-
<b>Total USS Salaries by Fund</b>					
<b>Total USS Salaries by Fund</b>				-	-
<b>UNCLASSIFIED SALARIES</b>					
<b>1100 Unclassified Salaries-Permanent (Including 1105 - Stipend)</b>					
<b>Total Unclassified Salaries</b>				-	-
<b>Total Unclassified Salaries by Fund</b>					
<b>Total Unclassified Salaries by Fund</b>				-	-
<b>STUDENT ASSISTANTS AND BENEFITS</b>					
<b>Total Students and Fringe Benefits</b>				-	-
<b>Total Students and Fringe Benefits by Fund</b>					
<b>Total Students and Fringe Benefits</b>				-	-
<b>Total Salaries and Fringe Benefits</b>				-	-
<b>Total Salaries and Fringe Benefits by Fund</b>					
<b>Total Salaries and Fringe Benefits</b>				-	-
<b>OTHER OPERATING EXPENDITURES (OOE)</b>					
7F Commodities				40,000	
<b>Total OOE</b>				<b>40,000</b>	
<b>Total OOE by Fund</b>					
D10276 RU Gasoline				40,000	
<b>Total OOE by Fund</b>				<b>40,000</b>	
<b>Total FTE and Expenditures</b>				-	<b>40,000</b>
<b>Total FTE and Expenditures by Fund</b>					
D10276 RU Gasoline				-	40,000
<b>Total FTE and Expenditures by Fund</b>				-	<b>40,000</b>

**W.S.U ANNUAL BUDGET**  
**108385 - Refuse Service**  
**For Fiscal Year 2022**

Account Code	Position Number	Name or Account Description	Months	2022 Adopted	
				Budget FTE	Amount
<b>USS SALARIES</b>					
<b>1000 USS Salaries-Permanent</b>					
<b>Total USS Salaries</b>				-	-
<b>Total USS Salaries by Fund</b>					
<b>Total USS Salaries by Fund</b>				-	-
<b>UNCLASSIFIED SALARIES</b>					
<b>1100 Unclassified Salaries-Permanent (Including 1105 - Stipend)</b>					
<b>Total Unclassified Salaries</b>				-	-
<b>Total Unclassified Salaries by Fund</b>					
<b>Total Unclassified Salaries by Fund</b>				-	-
<b>STUDENT ASSISTANTS AND BENEFITS</b>					
<b>Total Students and Fringe Benefits</b>				-	-
<b>Total Students and Fringe Benefits by Fund</b>					
<b>Total Students and Fringe Benefits</b>				-	-
<b>Total Salaries and Fringe Benefits</b>				-	-
<b>Total Salaries and Fringe Benefits by Fund</b>					
<b>Total Salaries and Fringe Benefits</b>				-	-
<b>OTHER OPERATING EXPENDITURES (OOE)</b>					
7C		Contractual Services			43,908
7F		Commodities			1,092
<b>Total OOE</b>				-	<b>45,000</b>
<b>Total OOE by Fund</b>					
A2000		GU General Fees Fund			45,000
<b>Total OOE by Fund</b>				-	<b>45,000</b>
<b>Total FTE and Expenditures</b>				-	<b>45,000</b>
<b>Total FTE and Expenditures by Fund</b>					
A2000		GU General Fees Fund			45,000
<b>Total FTE and Expenditures by Fund</b>				-	<b>45,000</b>

**W.S.U ANNUAL BUDGET**  
**103038 - Hazardous Waste Disposal**  
**For Fiscal Year 2022**

Account Code	Position Number	Name or Account Description	Months	2022 Adopted	
				Budget FTE	Amount
<b>USS SALARIES</b>					
<b>1000 USS Salaries-Permanent</b>					
<b>Total USS Salaries</b>				-	-
<b>Total USS Salaries by Fund</b>					
<b>Total USS Salaries by Fund</b>				-	-
<b>UNCLASSIFIED SALARIES</b>					
<b>1100 Unclassified Salaries-Permanent (Including 1105 - Stipend)</b>					
<b>Total Unclassified Salaries</b>				-	-
<b>Total Unclassified Salaries by Fund</b>					
<b>Total Unclassified Salaries by Fund</b>				-	-
<b>STUDENT ASSISTANTS AND BENEFITS</b>					
<b>Total Students and Fringe Benefits</b>				-	-
<b>Total Students and Fringe Benefits by Fund</b>					
<b>Total Students and Fringe Benefits</b>				-	-
<b>Total Salaries and Fringe Benefits</b>				-	-
<b>Total Salaries and Fringe Benefits by Fund</b>					
<b>Total Salaries and Fringe Benefits</b>				-	-
<b>OTHER OPERATING EXPENDITURES (OOE)</b>					
7C Contractual Services				45,000	
<b>Total OOE</b>				<b>45,000</b>	
<b>Total OOE by Fund</b>					
A2000 GU General Fees Fund				45,000	
<b>Total OOE by Fund</b>				<b>45,000</b>	
<b>Total FTE and Expenditures</b>				-	<b>45,000</b>
<b>Total FTE and Expenditures by Fund</b>					
A2000 GU General Fees Fund				-	45,000
<b>Total FTE and Expenditures by Fund</b>				-	<b>45,000</b>

**W.S.U ANNUAL BUDGET**  
**108371 - WSU Police Department**  
**For Fiscal Year 2022**

Account Code	Position Number	Name or Account Description	Months	2022 Adopted	
				Budget FTE	Amount
<b>USS SALARIES</b>					
<b>1000 USS Salaries-Permanent</b>					
	994308	University Police Officer Feldt, Matthew	12	1.00	40,518
	994497	Communications Specialist II Moorhouse, Paula	12	1.00	33,654
	996092	University Police Officer Harmes, Kegan	12	1.00	42,099
	999167	Communications Specialist I Thatcher, Samantha	12	1.00	29,162
	999396	University Police Sergeant Rueda, Efrain	12	1.00	46,613
	999415	University Police Officer Pulver, Wyatt	12	1.00	39,915
	999531	University Police Officer Abbey, Andrew	12	1.00	42,099
	999547	University Police Officer Wright, Pierre	12	1.00	44,803
	999580	Administrative Specialist Pittier, Valerie	12	1.00	45,344
	999589	University Police Officer Roy, Brandon	12	1.00	39,915
	999620	University Police Officer Blades, Matthew	12	1.00	40,518
	999621	University Police Officer Watson, Jordan	12	1.00	39,915
	999628	University Police Sergeant Yarberry, Steven	12	1.00	46,613
	999653	University Police Officer Campos, Vanessa	12	1.00	39,915
	999654	Communications Specialist II Williams, Jennifer	12	1.00	33,654
	999672	Police Technology Specialist Sessions, William	12	1.00	52,520
	999673	Communications Specialist I Shelite, Savannah	12	1.00	32,198
	999676	University Police Officer Smith, Joshua	12	1.00	46,155
	999677	University Police Officer Hejny, Miranda	12	1.00	40,518
	999678	University Police Officer Colvin, Michael	12	1.00	42,099
	999679	University Police Officer			

**W.S.U ANNUAL BUDGET**  
**108371 - WSU Police Department**  
**For Fiscal Year 2022**

Account Code	Position Number	Name or Account Description	Months	2022 Adopted	
				Budget FTE	Amount
		Faison, Robert	12	1.00	44,803
	999680	Communications Specialist II Stahlecker, Marie	12	1.00	39,083
	999681	University Police Officer Shafto, Michael	12	1.00	40,518
	999682	University Police Officer Trainee Fulton, Hailey	12	1.00	36,421
	999683	University Police Detective Rider, Jeffery	12	1.00	52,957
	999684	University Police Officer Dorion, Travis	12	1.00	39,915
	999686	University Police Officer Smith, Madison	12	1.00	39,915
	999687	University Police Sergeant Garwood, Kyle	12	1.00	48,901
	999688	University Police Sergeant Johnson, Nathaniel	12	1.00	47,320
	999690	University Police Sergeant Tener, Christopher	12	1.00	47,320
	999691	University Police Officer Dorion, Brandon	12	1.00	40,518
	999692	University Police Sergeant Gabel, Benjamin	12	1.00	46,613
	999693	Administrative Specialist Ballard, Heather	12	1.00	43,139
	999702	University Police Officer Seiler, Grant	12	1.00	40,518
	999902	University Police Officer Morales, Alba	12	1.00	40,518
1010		USS Salaries-Temp		-	-
1030		USS Salaries-Standby		-	7,000
1020		USS Salaries-OT		-	151,411
		<b>Total USS Salaries</b>		<b>35.00</b>	<b>1,625,102</b>
<b>Total USS Salaries by Fund</b>					
A0003		GU State General Fund		28.00	1,315,276
A2000		GU General Fees Fund		7.00	309,826
		<b>Total USS Salaries by Fund</b>		<b>35.00</b>	<b>1,625,102</b>

**UNCLASSIFIED SALARIES**

**1100 Unclassified Salaries-Permanent (Including 1105 - Stipend)**

	994498	Communications Specialist I Ester, Kahlab	12	1.00	29,162
	997965	Chief of University Police			



**W.S.U ANNUAL BUDGET**  
**108371 - WSU Police Department**  
**For Fiscal Year 2022**

Account Code	Position Number	Name or Account Description	Months	2022 Adopted	
				Budget FTE	Amount
		Clark, Rodney	12	1.00	125,000
	998286	Operations Captain Herl, Corey	12	0.84	65,740
	998719	Support Captain Schroeder, Guy	12	1.00	80,911
	999482	Communications Specialist Supervisor Mattson, Richelle	12	1.00	40,560
	1110	Uncl-Salaries-Seasonal and Temp			41,000
	1160	Unclass Sal-OT/Comp/AHR			3,000
		<b>Total Unclassified Salaries</b>		<b>4.84</b>	<b>385,373</b>
		<b>Total Unclassified Salaries by Fund</b>			
	A0003	GU State General Fund		2.00	113,722
	A2000	GU General Fees Fund		2.84	271,651
		<b>Total Unclassified Salaries by Fund</b>		<b>4.84</b>	<b>385,373</b>
<b>STUDENT ASSISTANTS AND BENEFITS</b>					
	1200	Student Salaries-Regular			20,000
	1690	Shrinkage			(65,316)
	1760	State Leave Pymt Assessment			13,421
	1810	KPERS Retirement			49,250
	1830	Regents Retirement			26,165
	1850	TIAA Disability			19,721
	1880	KS Police & Fire Retirement Sys			279,012
	1911	Medicare			28,162
	1912	OASDI			120,348
	1750	Dependent Health Insurance			54,989
	1752	Healthy Kids Health Insurance			698
	1950	Single Group Health Insurance			233,869
	1970	Workers Compensation			6,269
	1980	Unemployment Compensation			1,589
		<b>Total Students and Fringe Benefits</b>			<b>788,177</b>
		<b>Total Students and Fringe Benefits by Fund</b>			
	A0003	GU State General Fund			586,444
	A2000	GU General Fees Fund			201,733
		<b>Total Students and Fringe Benefits</b>			<b>788,177</b>
		<b>Total Salaries and Fringe Benefits</b>		<b>39.84</b>	<b>2,798,652</b>
		<b>Total Salaries and Fringe Benefits by Fund</b>			
	A0003	GU State General Fund		30.00	2,015,442
	A2000	GU General Fees Fund		9.84	783,210
		<b>Total Salaries and Fringe Benefits</b>		<b>39.84</b>	<b>2,798,652</b>
<b>OTHER OPERATING EXPENDITURES (OOE)</b>					
	7C	Contractual Services			117,100
	7F	Commodities			114,700
	7H	Capital Outlay			47,700
		<b>Total OOE</b>			<b>279,500</b>
		<b>Total OOE by Fund</b>			
	A2000	GU General Fees Fund			239,500
	D10262	RU WSU Police Dept			40,000

**W.S.U ANNUAL BUDGET**  
**108371 - WSU Police Department**  
**For Fiscal Year 2022**

Account Code	Position Number	Name or Account Description	Months	2022 Adopted	
				Budget FTE	Amount
<b>Total OOE by Fund</b>					<b>279,500</b>
<b>Total FTE and Expenditures</b>				<b>39.84</b>	<b>3,078,152</b>
<b>Total FTE and Expenditures by Fund</b>					
A0003		GU State General Fund		30.00	2,015,442
A2000		GU General Fees Fund		9.84	1,022,710
D10262		RU WSU Police Dept		-	40,000
<b>Total FTE and Expenditures by Fund</b>				<b>39.84</b>	<b>3,078,152</b>

**W.S.U ANNUAL BUDGET**  
**108363 - Operations - Other Operating Expend**  
**For Fiscal Year 2022**

Account Code	Position Number	Name or Account Description	Months	2022 Adopted	
				Budget FTE	Amount
<b>USS SALARIES</b>					
<b>1000 USS Salaries-Permanent</b>					
<b>Total USS Salaries</b>				-	-
<b>Total USS Salaries by Fund</b>					
<b>Total USS Salaries by Fund</b>				-	-
<b>UNCLASSIFIED SALARIES</b>					
<b>1100 Unclassified Salaries-Permanent (Including 1105 - Stipend)</b>					
<b>Total Unclassified Salaries</b>				-	-
<b>Total Unclassified Salaries by Fund</b>					
<b>Total Unclassified Salaries by Fund</b>				-	-
<b>STUDENT ASSISTANTS AND BENEFITS</b>					
<b>Total Students and Fringe Benefits</b>				-	-
<b>Total Students and Fringe Benefits by Fund</b>					
<b>Total Students and Fringe Benefits</b>				-	-
<b>Total Salaries and Fringe Benefits</b>				-	-
<b>Total Salaries and Fringe Benefits by Fund</b>					
<b>Total Salaries and Fringe Benefits</b>				-	-
<b>OTHER OPERATING EXPENDITURES (OOE)</b>					
7C		Contractual Services			20,000
7F		Commodities			5,000
<b>Total OOE</b>					<b>25,000</b>
<b>Total OOE by Fund</b>					
A2000		GU General Fees Fund			25,000
<b>Total OOE by Fund</b>					<b>25,000</b>
<b>Total FTE and Expenditures</b>				-	<b>25,000</b>
<b>Total FTE and Expenditures by Fund</b>					
A2000		GU General Fees Fund		-	25,000
<b>Total FTE and Expenditures by Fund</b>				-	<b>25,000</b>

**W.S.U ANNUAL BUDGET**  
**108381 - Auto Service**  
**For Fiscal Year 2022**

Account Code	Position Number	Name or Account Description	Months	2022 Adopted	
				Budget FTE	Amount
<b>USS SALARIES</b>					
<b>1000 USS Salaries-Permanent</b>					
	992007	Auto Shop Specialist Kretzschmar, Kenneth	12	1.00	38,480
	992992	Auto Shop Specialist Chacon, Christopher	12	1.00	39,416
<b>Total USS Salaries</b>				<b>2.00</b>	<b>77,896</b>
<b>Total USS Salaries by Fund</b>					
A0003		GU State General Fund		2.00	77,896
<b>Total USS Salaries by Fund</b>				<b>2.00</b>	<b>77,896</b>
<b>UNCLASSIFIED SALARIES</b>					
<b>1100 Unclassified Salaries-Permanent (Including 1105 - Stipend)</b>					
	999730	Trades Supervisor Retz, Thomas	12	1.00	46,446
1160		Unclass Sal-OT/Comp/AHR			1,000
<b>Total Unclassified Salaries</b>				<b>1.00</b>	<b>47,446</b>
<b>Total Unclassified Salaries by Fund</b>					
A0003		GU State General Fund		1.00	47,446
<b>Total Unclassified Salaries by Fund</b>				<b>1.00</b>	<b>47,446</b>
<b>STUDENT ASSISTANTS AND BENEFITS</b>					
1690		Shrinkage			(3,893)
1760		State Leave Pymt Assessment			829
1810		KPERS Retirement			17,521
1830		Regents Retirement			85
1850		TIAA Disability			1,255
1911		Medicare			1,797
1912		OASDI			7,678
1950		Single Group Health Insurance			15,674
1970		Workers Compensation			390
1980		Unemployment Compensation			100
<b>Total Students and Fringe Benefits</b>					<b>41,436</b>
<b>Total Students and Fringe Benefits by Fund</b>					
A0003		GU State General Fund			41,436
<b>Total Students and Fringe Benefits</b>					<b>41,436</b>
<b>Total Salaries and Fringe Benefits</b>				<b>3.00</b>	<b>166,778</b>
<b>Total Salaries and Fringe Benefits by Fund</b>					
A0003		GU State General Fund		3.00	166,778
<b>Total Salaries and Fringe Benefits</b>				<b>3.00</b>	<b>166,778</b>
<b>OTHER OPERATING EXPENDITURES (OOE)</b>					
7C		Contractual Services			32,000
7F		Commodities			68,000
<b>Total OOE</b>					<b>100,000</b>
<b>Total OOE by Fund</b>					
D10275		RU Auto Service			100,000
<b>Total OOE by Fund</b>					<b>100,000</b>

**W.S.U ANNUAL BUDGET  
108381 - Auto Service  
For Fiscal Year 2022**

Account Code	Position Number	Name or Account Description	Months	2022 Adopted	
				Budget FTE	Amount
<b>Total FTE and Expenditures</b>				<b>3.00</b>	<b>266,778</b>
<b>Total FTE and Expenditures by Fund</b>					
A0003		GU State General Fund		3.00	166,778
D10275		RU Auto Service		-	100,000
<b>Total FTE and Expenditures by Fund</b>				<b>3.00</b>	<b>266,778</b>

**W.S.U ANNUAL BUDGET**  
**109602 - 213 Mead**  
**For Fiscal Year 2022**

Account Code	Position Number	Name or Account Description	Months	2022 Adopted	
				Budget FTE	Amount
<b>USS SALARIES</b>					
<b>1000 USS Salaries-Permanent</b>					
<b>Total USS Salaries</b>				-	-
<b>Total USS Salaries by Fund</b>					
<b>Total USS Salaries by Fund</b>				-	-
<b>UNCLASSIFIED SALARIES</b>					
<b>1100 Unclassified Salaries-Permanent (Including 1105 - Stipend)</b>					
<b>Total Unclassified Salaries</b>				-	-
<b>Total Unclassified Salaries by Fund</b>					
<b>Total Unclassified Salaries by Fund</b>				-	-
<b>STUDENT ASSISTANTS AND BENEFITS</b>					
<b>Total Students and Fringe Benefits</b>				-	-
<b>Total Students and Fringe Benefits by Fund</b>					
<b>Total Students and Fringe Benefits</b>				-	-
<b>Total Salaries and Fringe Benefits</b>				-	-
<b>Total Salaries and Fringe Benefits by Fund</b>					
<b>Total Salaries and Fringe Benefits</b>				-	-
<b>OTHER OPERATING EXPENDITURES (OOE)</b>					
7C Contractual Services				1,143,295	
7F Commodities				3,000	
<b>Total OOE</b>				<b>1,146,295</b>	
<b>Total OOE by Fund</b>					
A2000		GU General Fees Fund		898,411	
D11320		RU 213 Mead		247,884	
<b>Total OOE by Fund</b>				<b>1,146,295</b>	
<b>Total FTE and Expenditures</b>				-	<b>1,146,295</b>
<b>Total FTE and Expenditures by Fund</b>					
A2000		GU General Fees Fund		-	898,411
D11320		RU 213 Mead		-	247,884
<b>Total FTE and Expenditures by Fund</b>				-	<b>1,146,295</b>

**W.S.U ANNUAL BUDGET**  
**109603 - LETC Utilities & Maintenance**  
**For Fiscal Year 2022**

Account Code	Position Number	Name or Account Description	Months	2022 Adopted	
				Budget FTE	Amount
<b>USS SALARIES</b>					
<b>1000 USS Salaries-Permanent</b>					
<b>Total USS Salaries</b>				-	-
<b>Total USS Salaries by Fund</b>					
<b>Total USS Salaries by Fund</b>				-	-
<b>UNCLASSIFIED SALARIES</b>					
<b>1100 Unclassified Salaries-Permanent (Including 1105 - Stipend)</b>					
<b>Total Unclassified Salaries</b>				-	-
<b>Total Unclassified Salaries by Fund</b>					
<b>Total Unclassified Salaries by Fund</b>				-	-
<b>STUDENT ASSISTANTS AND BENEFITS</b>					
<b>Total Students and Fringe Benefits</b>				-	-
<b>Total Students and Fringe Benefits by Fund</b>					
<b>Total Students and Fringe Benefits</b>				-	-
<b>Total Salaries and Fringe Benefits</b>				-	-
<b>Total Salaries and Fringe Benefits by Fund</b>					
<b>Total Salaries and Fringe Benefits</b>				-	-
<b>OTHER OPERATING EXPENDITURES (OOE)</b>					
7C Contractual Services				100,000	
<b>Total OOE</b>				<b>100,000</b>	
<b>Total OOE by Fund</b>					
A2000		GU General Fees Fund		100,000	
<b>Total OOE by Fund</b>				<b>100,000</b>	
<b>Total FTE and Expenditures</b>				-	<b>100,000</b>
<b>Total FTE and Expenditures by Fund</b>					
A2000		GU General Fees Fund		-	100,000
<b>Total FTE and Expenditures by Fund</b>				-	<b>100,000</b>

**W.S.U ANNUAL BUDGET  
108386 - Campus Service  
For Fiscal Year 2022**

Account Code	Position Number	Name or Account Description	Months	2022 Adopted	
				Budget FTE	Amount
<b>USS SALARIES</b>					
<b>1000 USS Salaries-Permanent</b>					
	999110	Equipment Operator Williams, Shawn	12	1.00	27,810
	999268	Equipment Operator Collins, Charles	12	1.00	27,144
	999541	Shipping and Receiving Clerk Gonzalez, Brandon	12	1.00	27,144
	999593	Warehouse Supervisor Sublett, James	12	1.00	42,224
	999726	Shipping and Receiving Clerk Ost, Darren	12	1.00	26,728
	999784	Equipment Operator Scott, Kenneth	12	1.00	28,538
1020	USS Salaries-OT			-	200
<b>Total USS Salaries</b>				<b>6.00</b>	<b>179,787</b>
<b>Total USS Salaries by Fund</b>					
A0003	GU State General Fund			6.00	179,787
<b>Total USS Salaries by Fund</b>				<b>6.00</b>	<b>179,787</b>
<b>UNCLASSIFIED SALARIES</b>					
<b>1100 Unclassified Salaries-Permanent (Including 1105 - Stipend)</b>					
<b>Total Unclassified Salaries</b>				-	-
<b>Total Unclassified Salaries by Fund</b>					
<b>Total Unclassified Salaries by Fund</b>				-	-
<b>STUDENT ASSISTANTS AND BENEFITS</b>					
1690	Shrinkage				(6,045)
1760	State Leave Pymt Assessment				1,191
1810	KPERS Retirement				25,335
1850	TIAA Disability				1,802
1911	Medicare				2,536
1912	OASDI				10,830
1750	Dependent Health Insurance				3,705
1950	Single Group Health Insurance				39,185
1970	Workers Compensation				558
1980	Unemployment Compensation				143
<b>Total Students and Fringe Benefits</b>					<b>79,240</b>
<b>Total Students and Fringe Benefits by Fund</b>					
A0003	GU State General Fund				79,240
<b>Total Students and Fringe Benefits</b>					<b>79,240</b>
<b>Total Salaries and Fringe Benefits</b>				<b>6.00</b>	<b>259,027</b>
<b>Total Salaries and Fringe Benefits by Fund</b>					
A0003	GU State General Fund			6.00	259,027
<b>Total Salaries and Fringe Benefits</b>				<b>6.00</b>	<b>259,027</b>



**W.S.U ANNUAL BUDGET  
108386 - Campus Service  
For Fiscal Year 2022**

Account Code	Position Number	Name or Account Description	Months	2022 Adopted	
				Budget FTE	Amount
<b>OTHER OPERATING EXPENDITURES (OOE)</b>					
	7C	Contractual Services			841
	7F	Commodities			9,159
		<b>Total OOE</b>			<b>10,000</b>
<b>Total OOE by Fund</b>					
	A2000	GU General Fees Fund			10,000
		<b>Total OOE by Fund</b>			<b>10,000</b>
		<b>Total FTE and Expenditures</b>		<b>6.00</b>	<b>269,027</b>
<b>Total FTE and Expenditures by Fund</b>					
	A0003	GU State General Fund		6.00	259,027
	A2000	GU General Fees Fund		-	10,000
		<b>Total FTE and Expenditures by Fund</b>		<b>6.00</b>	<b>269,027</b>

**W.S.U ANNUAL BUDGET**  
**109601 - Facility Rental**  
**For Fiscal Year 2022**

Account Code	Position Number	Name or Account Description	Months	2022 Adopted	
				Budget FTE	Amount
<b>USS SALARIES</b>					
<b>1000 USS Salaries-Permanent</b>					
<b>Total USS Salaries</b>				-	-
<b>Total USS Salaries by Fund</b>					
<b>Total USS Salaries by Fund</b>				-	-
<b>UNCLASSIFIED SALARIES</b>					
<b>1100 Unclassified Salaries-Permanent (Including 1105 - Stipend)</b>					
<b>Total Unclassified Salaries</b>				-	-
<b>Total Unclassified Salaries by Fund</b>					
<b>Total Unclassified Salaries by Fund</b>				-	-
<b>STUDENT ASSISTANTS AND BENEFITS</b>					
<b>Total Students and Fringe Benefits</b>				-	-
<b>Total Students and Fringe Benefits by Fund</b>					
<b>Total Students and Fringe Benefits</b>				-	-
<b>Total Salaries and Fringe Benefits</b>				-	-
<b>Total Salaries and Fringe Benefits by Fund</b>					
<b>Total Salaries and Fringe Benefits</b>				-	-
<b>OTHER OPERATING EXPENDITURES (OOE)</b>					
7C Contractual Services				1,071,239	
<b>Total OOE</b>				<b>1,071,239</b>	
<b>Total OOE by Fund</b>					
A2000 GU General Fees Fund				1,071,239	
<b>Total OOE by Fund</b>				<b>1,071,239</b>	
<b>Total FTE and Expenditures</b>				-	<b>1,071,239</b>
<b>Total FTE and Expenditures by Fund</b>					
A2000 GU General Fees Fund				-	1,071,239
<b>Total FTE and Expenditures by Fund</b>				-	<b>1,071,239</b>

**Wichita State University**  
**Fiscal Year 2022 Annual Operating Budget**  
**Physical Plant Operations Program**  
**Program Code 96000**

**Physical Plant Operations Program Budget Summary**

<u>Expenditures</u>	<u>General Use Funds</u>				<u>Restricted Use Funds</u>	<u>Total Budget</u>	<u>% of Total Budget</u>
	<u>State General Fund</u>	<u>General Fees (Tuition) Fund</u>	<u>Total</u>	<u>% of General Use Budget</u>			
<b>Salaries and Fringe Benefits</b>							
University Support Staff Salaries	\$ 6,356,686	\$ 312,311	\$ 6,668,997	30.9%	\$ -	\$ 6,668,997	29.3%
Unclassified Salaries	1,378,513	630,391	2,008,904	9.3%	125,875	2,134,779	9.4%
Student Salaries	20,000	-	20,000	0.1%	-	20,000	0.1%
Fringe Benefits	3,125,551	319,903	3,445,454	16.0%	26,679	3,472,133	15.3%
Shrinkage	(248,189)	(28,792)	(276,981)	-1.3%	-	(276,981)	-1.2%
<b>Subtotal Salaries and Fringe Benefits</b>	<u>\$ 10,632,561</u>	<u>\$ 1,233,813</u>	<u>\$ 11,866,374</u>	<u>55.0%</u>	<u>\$ 152,554</u>	<u>\$ 12,018,928</u>	<u>52.8%</u>
<b>Other Operating Expenditures</b>	<u>\$ -</u>	<u>\$ 9,701,210</u>	<u>\$ 9,701,210</u>	<u>45.0%</u>	<u>\$ 1,028,324</u>	<u>\$ 10,729,534</u>	<u>47.2%</u>
<b>Total Physical Plant Operations Program Budget</b>	<u><u>\$ 10,632,561</u></u>	<u><u>\$ 10,935,023</u></u>	<u><u>\$ 21,567,584</u></u>	<u><u>100.0%</u></u>	<u><u>\$ 1,180,878</u></u>	<u><u>\$ 22,748,462</u></u>	<u><u>100.0%</u></u>

Summary excludes nonreportable expenditures

**Wichita State University**  
**Fiscal Year 2022 Annual Operating Budget**  
**Scholarships and Fellowships Program**  
**Program Code 47000**

**Scholarships and Fellowships Program Definition**

The Scholarships and Fellowships Program includes financial assistance provided to undergraduate and graduate-level students as outright grants, trainee stipends and scholarships awarded by the University. The Scholarships and Fellowships Program is divided into two sub-programs: Scholarships (47810), Supplemental Opportunity Grants (47830), and Student Loans (47960).

**W.S.U ANNUAL BUDGET**  
**101932 - EOF - Non-Trad Student Scholarship**  
**For Fiscal Year 2022**

Account Code	Position Number	Name or Account Description	Months	2022 Adopted	
				Budget FTE	Amount
<b>USS SALARIES</b>					
<b>1000 USS Salaries-Permanent</b>					
<b>Total USS Salaries</b>				-	-
<b>Total USS Salaries by Fund</b>					
<b>Total USS Salaries by Fund</b>				-	-
<b>UNCLASSIFIED SALARIES</b>					
<b>1100 Unclassified Salaries-Permanent (Including 1105 - Stipend)</b>					
<b>Total Unclassified Salaries</b>				-	-
<b>Total Unclassified Salaries by Fund</b>					
<b>Total Unclassified Salaries by Fund</b>				-	-
<b>STUDENT ASSISTANTS AND BENEFITS</b>					
<b>Total Students and Fringe Benefits</b>				-	-
<b>Total Students and Fringe Benefits by Fund</b>					
<b>Total Students and Fringe Benefits</b>				-	-
<b>Total Salaries and Fringe Benefits</b>				-	-
<b>Total Salaries and Fringe Benefits by Fund</b>					
<b>Total Salaries and Fringe Benefits</b>				-	-
<b>OTHER OPERATING EXPENDITURES (OOE)</b>					
7L Grants Claims & Shared Revenue				25,000	
<b>Total OOE</b>				<b>25,000</b>	
<b>Total OOE by Fund</b>					
D10341	RU	EOF-Non-Trad Stu Scholarship		25,000	
<b>Total OOE by Fund</b>				<b>25,000</b>	
<b>Total FTE and Expenditures</b>				-	<b>25,000</b>
<b>Total FTE and Expenditures by Fund</b>					
D10341	RU	EOF-Non-Trad Stu Scholarship		-	25,000
<b>Total FTE and Expenditures by Fund</b>				-	<b>25,000</b>

**W.S.U ANNUAL BUDGET  
101935 - EOF - Student Grants  
For Fiscal Year 2022**

Account Code	Position Number	Name or Account Description	Months	2022 Adopted	
				Budget FTE	Amount
<b>USS SALARIES</b>					
<b>1000 USS Salaries-Permanent</b>					
<b>Total USS Salaries</b>				-	-
<b>Total USS Salaries by Fund</b>					
<b>Total USS Salaries by Fund</b>				-	-
<b>UNCLASSIFIED SALARIES</b>					
<b>1100 Unclassified Salaries-Permanent (Including 1105 - Stipend)</b>					
<b>Total Unclassified Salaries</b>				-	-
<b>Total Unclassified Salaries by Fund</b>					
<b>Total Unclassified Salaries by Fund</b>				-	-
<b>STUDENT ASSISTANTS AND BENEFITS</b>					
<b>Total Students and Fringe Benefits</b>				-	-
<b>Total Students and Fringe Benefits by Fund</b>					
<b>Total Students and Fringe Benefits</b>				-	-
<b>Total Salaries and Fringe Benefits</b>				-	-
<b>Total Salaries and Fringe Benefits by Fund</b>					
<b>Total Salaries and Fringe Benefits</b>				-	-
<b>OTHER OPERATING EXPENDITURES (OOE)</b>					
7L Grants Claims & Shared Revenue				50,000	
<b>Total OOE</b>				<b>50,000</b>	
<b>Total OOE by Fund</b>					
D10286	RU	EOF-Student Grants		50,000	
<b>Total OOE by Fund</b>				<b>50,000</b>	
<b>Total FTE and Expenditures</b>				-	<b>50,000</b>
<b>Total FTE and Expenditures by Fund</b>					
D10286	RU	EOF-Student Grants		-	50,000
<b>Total FTE and Expenditures by Fund</b>				-	<b>50,000</b>

**W.S.U ANNUAL BUDGET**  
**108108 - GTA Tuition Fellowships**  
**For Fiscal Year 2022**

Account Code	Position Number	Name or Account Description	Months	2022 Adopted	
				Budget FTE	Amount
<b>USS SALARIES</b>					
<b>1000 USS Salaries-Permanent</b>					
<b>Total USS Salaries</b>				-	-
<b>Total USS Salaries by Fund</b>					
<b>Total USS Salaries by Fund</b>				-	-
<b>UNCLASSIFIED SALARIES</b>					
<b>1100 Unclassified Salaries-Permanent (Including 1105 - Stipend)</b>					
<b>Total Unclassified Salaries</b>				-	-
<b>Total Unclassified Salaries by Fund</b>					
<b>Total Unclassified Salaries by Fund</b>				-	-
<b>STUDENT ASSISTANTS AND BENEFITS</b>					
<b>Total Students and Fringe Benefits</b>				-	-
<b>Total Students and Fringe Benefits by Fund</b>					
<b>Total Students and Fringe Benefits</b>				-	-
<b>Total Salaries and Fringe Benefits</b>				-	-
<b>Total Salaries and Fringe Benefits by Fund</b>					
<b>Total Salaries and Fringe Benefits</b>				-	-
<b>OTHER OPERATING EXPENDITURES (OOE)</b>					
7L Grants Claims & Shared Revenue				1,229,001	
<b>Total OOE</b>				<b>1,229,001</b>	
<b>Total OOE by Fund</b>					
A2000		GU General Fees Fund		1,229,001	
<b>Total OOE by Fund</b>				<b>1,229,001</b>	
<b>Total FTE and Expenditures</b>				-	<b>1,229,001</b>
<b>Total FTE and Expenditures by Fund</b>					
A2000		GU General Fees Fund		-	1,229,001
<b>Total FTE and Expenditures by Fund</b>				-	<b>1,229,001</b>

**W.S.U ANNUAL BUDGET**  
**108110 - Scholarships**  
**For Fiscal Year 2022**

Account Code	Position Number	Name or Account Description	Months	2022 Adopted	
				Budget FTE	Amount
<b>USS SALARIES</b>					
<b>1000 USS Salaries-Permanent</b>					
<b>Total USS Salaries</b>				-	-
<b>Total USS Salaries by Fund</b>					
<b>Total USS Salaries by Fund</b>				-	-
<b>UNCLASSIFIED SALARIES</b>					
<b>1100 Unclassified Salaries-Permanent (Including 1105 - Stipend)</b>					
<b>Total Unclassified Salaries</b>				-	-
<b>Total Unclassified Salaries by Fund</b>					
<b>Total Unclassified Salaries by Fund</b>				-	-
<b>STUDENT ASSISTANTS AND BENEFITS</b>					
<b>Total Students and Fringe Benefits</b>				-	-
<b>Total Students and Fringe Benefits by Fund</b>					
<b>Total Students and Fringe Benefits</b>				-	-
<b>Total Salaries and Fringe Benefits</b>				-	-
<b>Total Salaries and Fringe Benefits by Fund</b>					
<b>Total Salaries and Fringe Benefits</b>				-	-
<b>OTHER OPERATING EXPENDITURES (OOE)</b>					
7L Grants Claims & Shared Revenue				22,149,423	
<b>Total OOE</b>				<b>22,149,423</b>	
<b>Total OOE by Fund</b>					
A2000		GU General Fees Fund		8,489,423	
R10619		Scholarships		13,660,000	
<b>Total OOE by Fund</b>				<b>22,149,423</b>	
<b>Total FTE and Expenditures</b>				-	<b>22,149,423</b>
<b>Total FTE and Expenditures by Fund</b>					
A2000		GU General Fees Fund		-	8,489,423
R10619		Scholarships		-	13,660,000
<b>Total FTE and Expenditures by Fund</b>				-	<b>22,149,423</b>



**W.S.U ANNUAL BUDGET**  
**108116 - Employee Dependent Scholarships**  
**For Fiscal Year 2022**

Account Code	Position Number	Name or Account Description	Months	2022 Adopted	
				Budget FTE	Amount
<b>USS SALARIES</b>					
<b>1000 USS Salaries-Permanent</b>					
<b>Total USS Salaries</b>				-	-
<b>Total USS Salaries by Fund</b>					
<b>Total USS Salaries by Fund</b>				-	-
<b>UNCLASSIFIED SALARIES</b>					
<b>1100 Unclassified Salaries-Permanent (Including 1105 - Stipend)</b>					
<b>Total Unclassified Salaries</b>				-	-
<b>Total Unclassified Salaries by Fund</b>					
<b>Total Unclassified Salaries by Fund</b>				-	-
<b>STUDENT ASSISTANTS AND BENEFITS</b>					
<b>Total Students and Fringe Benefits</b>				-	-
<b>Total Students and Fringe Benefits by Fund</b>					
<b>Total Students and Fringe Benefits</b>				-	-
<b>Total Salaries and Fringe Benefits</b>				-	-
<b>Total Salaries and Fringe Benefits by Fund</b>					
<b>Total Salaries and Fringe Benefits</b>				-	-
<b>OTHER OPERATING EXPENDITURES (OOE)</b>					
7L Grants Claims & Shared Revenue				450,000	
<b>Total OOE</b>				<b>450,000</b>	
<b>Total OOE by Fund</b>					
A2000		GU General Fees Fund		450,000	
<b>Total OOE by Fund</b>				<b>450,000</b>	
<b>Total FTE and Expenditures</b>				-	<b>450,000</b>
<b>Total FTE and Expenditures by Fund</b>					
A2000		GU General Fees Fund		-	450,000
<b>Total FTE and Expenditures by Fund</b>				-	<b>450,000</b>

**W.S.U ANNUAL BUDGET**  
**108124 - Pell Grants**  
**For Fiscal Year 2022**

Account Code	Position Number	Name or Account Description	Months	2022 Adopted	
				Budget FTE	Amount
<b>USS SALARIES</b>					
<b>1000 USS Salaries-Permanent</b>					
<b>Total USS Salaries</b>				-	-
<b>Total USS Salaries by Fund</b>					
<b>Total USS Salaries by Fund</b>				-	-
<b>UNCLASSIFIED SALARIES</b>					
<b>1100 Unclassified Salaries-Permanent (Including 1105 - Stipend)</b>					
<b>Total Unclassified Salaries</b>				-	-
<b>Total Unclassified Salaries by Fund</b>					
<b>Total Unclassified Salaries by Fund</b>				-	-
<b>STUDENT ASSISTANTS AND BENEFITS</b>					
<b>Total Students and Fringe Benefits</b>				-	-
<b>Total Students and Fringe Benefits by Fund</b>					
<b>Total Students and Fringe Benefits</b>				-	-
<b>Total Salaries and Fringe Benefits</b>				-	-
<b>Total Salaries and Fringe Benefits by Fund</b>					
<b>Total Salaries and Fringe Benefits</b>				-	-
<b>OTHER OPERATING EXPENDITURES (OOE)</b>					
7L Grants Claims & Shared Revenue				18,482,000	
<b>Total OOE</b>				<b>18,482,000</b>	
<b>Total OOE by Fund</b>					
R40061	PG	Pell Grants		18,400,000	
R40085	PG	Federal Teach Grant		82,000	
<b>Total OOE by Fund</b>				<b>18,482,000</b>	
<b>Total FTE and Expenditures</b>				-	<b>18,482,000</b>
<b>Total FTE and Expenditures by Fund</b>					
R40061	PG	Pell Grants		-	18,400,000
R40085	PG	Federal Teach Grant		-	82,000
<b>Total FTE and Expenditures by Fund</b>				-	<b>18,482,000</b>

**W.S.U ANNUAL BUDGET**  
**108102 - Scholarships - Academic Affairs**  
**For Fiscal Year 2022**

Account Code	Position Number	Name or Account Description	Months	2022 Adopted	
				Budget FTE	Amount
<b>USS SALARIES</b>					
<b>1000 USS Salaries-Permanent</b>					
<b>Total USS Salaries</b>				-	-
<b>Total USS Salaries by Fund</b>					
<b>Total USS Salaries by Fund</b>				-	-
<b>UNCLASSIFIED SALARIES</b>					
<b>1100 Unclassified Salaries-Permanent (Including 1105 - Stipend)</b>					
<b>Total Unclassified Salaries</b>				-	-
<b>Total Unclassified Salaries by Fund</b>					
<b>Total Unclassified Salaries by Fund</b>				-	-
<b>STUDENT ASSISTANTS AND BENEFITS</b>					
<b>Total Students and Fringe Benefits</b>				-	-
<b>Total Students and Fringe Benefits by Fund</b>					
<b>Total Students and Fringe Benefits</b>				-	-
<b>Total Salaries and Fringe Benefits</b>				-	-
<b>Total Salaries and Fringe Benefits by Fund</b>					
<b>Total Salaries and Fringe Benefits</b>				-	-
<b>OTHER OPERATING EXPENDITURES (OOE)</b>					
7L Grants Claims & Shared Revenue				5,000	
<b>Total OOE</b>				<b>5,000</b>	
<b>Total OOE by Fund</b>					
D10818 RU VPAA Scholarships				5,000	
<b>Total OOE by Fund</b>				<b>5,000</b>	
<b>Total FTE and Expenditures</b>				-	<b>5,000</b>
<b>Total FTE and Expenditures by Fund</b>					
D10818 RU VPAA Scholarships				-	5,000
<b>Total FTE and Expenditures by Fund</b>				-	<b>5,000</b>

**W.S.U ANNUAL BUDGET  
108103 - SEOG Grants  
For Fiscal Year 2022**

Account Code	Position Number	Name or Account Description	Months	2022 Adopted	
				Budget FTE	Amount
<b>USS SALARIES</b>					
<b>1000 USS Salaries-Permanent</b>					
<b>Total USS Salaries</b>				-	-
<b>Total USS Salaries by Fund</b>					
<b>Total USS Salaries by Fund</b>				-	-
<b>UNCLASSIFIED SALARIES</b>					
<b>1100 Unclassified Salaries-Permanent (Including 1105 - Stipend)</b>					
<b>Total Unclassified Salaries</b>				-	-
<b>Total Unclassified Salaries by Fund</b>					
<b>Total Unclassified Salaries by Fund</b>				-	-
<b>STUDENT ASSISTANTS AND BENEFITS</b>					
<b>Total Students and Fringe Benefits</b>				-	-
<b>Total Students and Fringe Benefits by Fund</b>					
<b>Total Students and Fringe Benefits</b>				-	-
<b>Total Salaries and Fringe Benefits</b>				-	-
<b>Total Salaries and Fringe Benefits by Fund</b>					
<b>Total Salaries and Fringe Benefits</b>				-	-
<b>OTHER OPERATING EXPENDITURES (OOE)</b>					
7L Grants Claims & Shared Revenue				782,259	
<b>Total OOE</b>				<b>782,259</b>	
<b>Total OOE by Fund</b>					
A2100		GU Federal Grants State Match		210,000	
R40051		SEOG-Federal Fund		572,259	
<b>Total OOE by Fund</b>				<b>782,259</b>	
<b>Total FTE and Expenditures</b>				-	<b>782,259</b>
<b>Total FTE and Expenditures by Fund</b>					
A2100		GU Federal Grants State Match		-	210,000
R40051		SEOG-Federal Fund		-	572,259
<b>Total FTE and Expenditures by Fund</b>				-	<b>782,259</b>

**W.S.U ANNUAL BUDGET  
108105 - Perkins Loan Fund  
For Fiscal Year 2022**

Account Code	Position Number	Name or Account Description	Months	2022 Adopted	
				Budget FTE	Amount
<b>USS SALARIES</b>					
<b>1000 USS Salaries-Permanent</b>					
<b>Total USS Salaries</b>				-	-
<b>Total USS Salaries by Fund</b>					
<b>Total USS Salaries by Fund</b>				-	-
<b>UNCLASSIFIED SALARIES</b>					
<b>1100 Unclassified Salaries-Permanent (Including 1105 - Stipend)</b>					
<b>Total Unclassified Salaries</b>				-	-
<b>Total Unclassified Salaries by Fund</b>					
<b>Total Unclassified Salaries by Fund</b>				-	-
<b>STUDENT ASSISTANTS AND BENEFITS</b>					
<b>Total Students and Fringe Benefits</b>				-	-
<b>Total Students and Fringe Benefits by Fund</b>					
<b>Total Students and Fringe Benefits</b>				-	-
<b>Total Salaries and Fringe Benefits</b>				-	-
<b>Total Salaries and Fringe Benefits by Fund</b>					
<b>Total Salaries and Fringe Benefits</b>				-	-
<b>OTHER OPERATING EXPENDITURES (OOE)</b>					
7C Contractual Services				140,000	
7V Miscellaneous Non Expense				1,350,000	
<b>Total OOE</b>				<b>1,490,000</b>	
<b>Total OOE by Fund</b>					
L40021	2006 Perkins Loan Fund			1,490,000	
<b>Total OOE by Fund</b>				<b>1,490,000</b>	
<b>Total FTE and Expenditures</b>				-	<b>1,490,000</b>
<b>Total FTE and Expenditures by Fund</b>					
L40021	2006 Perkins Loan Fund			-	1,490,000
<b>Total FTE and Expenditures by Fund</b>				-	<b>1,490,000</b>

**Wichita State University**  
**Fiscal Year 2022 Annual Operating Budget**  
**Scholarships and Fellowships Program**  
**Program Code 47000**

**Scholarships and Fellowships Program Budget Summary**

<u>Expenditures</u>	<u>General Use Funds</u>				<u>Restricted Use Funds</u>	<u>Total Budget</u>	<u>% of Total Budget</u>
	<u>State General Fund</u>	<u>General Fees (Tuition) Fund</u>	<u>Total</u>	<u>% of General Use Budget</u>			
<b>Salaries and Fringe Benefits</b>							
University Support Staff Salaries	\$ -	\$ -	\$ -	0.0%	\$ -	\$ -	0.0%
Unclassified Salaries	-	-	-	0.0%	-	-	0.0%
Student Salaries	-	-	-	0.0%	-	-	0.0%
Fringe Benefits	-	-	-	0.0%	-	-	0.0%
Shrinkage	-	-	-	0.0%	-	-	0.0%
<b>Subtotal Salaries and Fringe Benefits</b>	<u>\$ -</u>	<u>\$ -</u>	<u>\$ -</u>	<u>0.0%</u>	<u>\$ -</u>	<u>\$ -</u>	<u>0.0%</u>
<b>Other Operating Expenditures</b>	<u>\$ -</u>	<u>\$ 10,378,424</u>	<u>\$ 10,378,424</u>	<u>100.0%</u>	<u>\$ 32,934,259</u>	<u>\$ 43,312,683</u>	<u>100.0%</u>
<b>Total Scholarships and Fellowships Program Budget</b>	<u>\$ -</u>	<u>\$ 10,378,424</u>	<u>\$ 10,378,424</u>	<u>100.0%</u>	<u>\$ 32,934,259</u>	<u>\$ 43,312,683</u>	<u>100.0%</u>

Summary excludes nonreportable expenditures

**Wichita State University**  
**Fiscal Year 2022 Annual Operating Budget**  
**Debt Service – Academic Buildings Program**  
**Program Code 98000**

**Debt Service – Academic Buildings Program Definition**

The Debt Service – Academic Buildings Program includes expenditures for principal and interest payments for revenue bond issues.

**W.S.U ANNUAL BUDGET  
108016 - WSU RSC Debt Service  
For Fiscal Year 2022**

Account Code	Position Number	Name or Account Description	Months	2022 Adopted	
				Budget FTE	Amount
<b>USS SALARIES</b>					
<b>1000 USS Salaries-Permanent</b>					
<b>Total USS Salaries</b>				-	-
<b>Total USS Salaries by Fund</b>					
<b>Total USS Salaries by Fund</b>				-	-
<b>UNCLASSIFIED SALARIES</b>					
<b>1100 Unclassified Salaries-Permanent (Including 1105 - Stipend)</b>					
<b>Total Unclassified Salaries</b>				-	-
<b>Total Unclassified Salaries by Fund</b>					
<b>Total Unclassified Salaries by Fund</b>				-	-
<b>STUDENT ASSISTANTS AND BENEFITS</b>					
<b>Total Students and Fringe Benefits</b>				-	-
<b>Total Students and Fringe Benefits by Fund</b>					
<b>Total Students and Fringe Benefits</b>				-	-
<b>Total Salaries and Fringe Benefits</b>				-	-
<b>Total Salaries and Fringe Benefits by Fund</b>					
<b>Total Salaries and Fringe Benefits</b>				-	-
<b>OTHER OPERATING EXPENDITURES (OOE)</b>					
7J Debt Service				2,037,500	
<b>Total OOE</b>				<b>2,037,500</b>	
<b>Total OOE by Fund</b>					
D10670 RU Student Fee xfer RSC KFDA 2012A				2,037,500	
P10895 WSU RSC K DFA 2012A-1 P&I Acct				-	
<b>Total OOE by Fund</b>				<b>2,037,500</b>	
<b>Total FTE and Expenditures</b>				-	<b>2,037,500</b>
<b>Total FTE and Expenditures by Fund</b>					
D10670 RU Student Fee xfer RSC KFDA 2012A				-	2,037,500
P10895 WSU RSC K DFA 2012A-1 P&I Acct				-	-
<b>Total FTE and Expenditures by Fund</b>				-	<b>2,037,500</b>



**W.S.U ANNUAL BUDGET  
101502 - Research Building  
For Fiscal Year 2022**

Account Code	Position Number	Name or Account Description	Months	2022 Adopted	
				Budget FTE	Amount
<b>USS SALARIES</b>					
<b>1000 USS Salaries-Permanent</b>					
<b>Total USS Salaries</b>				-	-
<b>Total USS Salaries by Fund</b>					
<b>Total USS Salaries by Fund</b>				-	-
<b>UNCLASSIFIED SALARIES</b>					
<b>1100 Unclassified Salaries-Permanent (Including 1105 - Stipend)</b>					
<b>Total Unclassified Salaries</b>				-	-
<b>Total Unclassified Salaries by Fund</b>					
<b>Total Unclassified Salaries by Fund</b>				-	-
<b>STUDENT ASSISTANTS AND BENEFITS</b>					
<b>Total Students and Fringe Benefits</b>				-	-
<b>Total Students and Fringe Benefits by Fund</b>					
<b>Total Students and Fringe Benefits</b>				-	-
<b>Total Salaries and Fringe Benefits</b>				-	-
<b>Total Salaries and Fringe Benefits by Fund</b>					
<b>Total Salaries and Fringe Benefits</b>				-	-
<b>OTHER OPERATING EXPENDITURES (OOE)</b>					
7J Debt Service				1,061,860	
<b>Total OOE</b>				<b>1,061,860</b>	
<b>Total OOE by Fund</b>					
D10242 RU Research Building				1,061,860	
<b>Total OOE by Fund</b>				<b>1,061,860</b>	
<b>Total FTE and Expenditures</b>				-	<b>1,061,860</b>
<b>Total FTE and Expenditures by Fund</b>					
D10242 RU Research Building				-	1,061,860
<b>Total FTE and Expenditures by Fund</b>				-	<b>1,061,860</b>

**W.S.U ANNUAL BUDGET**  
**108329 - Custom Energy Debt Service**  
**For Fiscal Year 2022**

Account Code	Position Number	Name or Account Description	Months	2022 Adopted	
				Budget FTE	Amount
<b>USS SALARIES</b>					
<b>1000 USS Salaries-Permanent</b>					
<b>Total USS Salaries</b>				-	-
<b>Total USS Salaries by Fund</b>					
<b>Total USS Salaries by Fund</b>				-	-
<b>UNCLASSIFIED SALARIES</b>					
<b>1100 Unclassified Salaries-Permanent (Including 1105 - Stipend)</b>					
<b>Total Unclassified Salaries</b>				-	-
<b>Total Unclassified Salaries by Fund</b>					
<b>Total Unclassified Salaries by Fund</b>				-	-
<b>STUDENT ASSISTANTS AND BENEFITS</b>					
<b>Total Students and Fringe Benefits</b>				-	-
<b>Total Students and Fringe Benefits by Fund</b>					
<b>Total Students and Fringe Benefits</b>				-	-
<b>Total Salaries and Fringe Benefits</b>				-	-
<b>Total Salaries and Fringe Benefits by Fund</b>					
<b>Total Salaries and Fringe Benefits</b>				-	-
<b>OTHER OPERATING EXPENDITURES (OOE)</b>					
7J Debt Service				509,301	
<b>Total OOE</b>				<b>509,301</b>	
<b>Total OOE by Fund</b>					
A2000		GU General Fees Fund		509,301	
<b>Total OOE by Fund</b>				<b>509,301</b>	
<b>Total FTE and Expenditures</b>				-	<b>509,301</b>
<b>Total FTE and Expenditures by Fund</b>					
A2000		GU General Fees Fund		-	509,301
<b>Total FTE and Expenditures by Fund</b>				-	<b>509,301</b>

**W.S.U ANNUAL BUDGET**  
**108390 - Woolsey Hall Debt Service**  
**For Fiscal Year 2022**

Account Code	Position Number	Name or Account Description	Months	2022 Adopted	
				Budget FTE	Amount
<b>USS SALARIES</b>					
<b>1000 USS Salaries-Permanent</b>					
<b>Total USS Salaries</b>				-	-
<b>Total USS Salaries by Fund</b>					
<b>Total USS Salaries by Fund</b>				-	-
<b>UNCLASSIFIED SALARIES</b>					
<b>1100 Unclassified Salaries-Permanent (Including 1105 - Stipend)</b>					
<b>Total Unclassified Salaries</b>				-	-
<b>Total Unclassified Salaries by Fund</b>					
<b>Total Unclassified Salaries by Fund</b>				-	-
<b>STUDENT ASSISTANTS AND BENEFITS</b>					
<b>Total Students and Fringe Benefits</b>				-	-
<b>Total Students and Fringe Benefits by Fund</b>					
<b>Total Students and Fringe Benefits</b>				-	-
<b>Total Salaries and Fringe Benefits</b>				-	-
<b>Total Salaries and Fringe Benefits by Fund</b>					
<b>Total Salaries and Fringe Benefits</b>				-	-
<b>OTHER OPERATING EXPENDITURES (OOE)</b>					
7C		Contractual Services			922,587
7J		Debt Service			683,819
<b>Total OOE</b>					<b>1,606,406</b>
<b>Total OOE by Fund</b>					
A2000		GU General Fees Fund			1,606,406
<b>Total OOE by Fund</b>					<b>1,606,406</b>
<b>Total FTE and Expenditures</b>				-	<b>1,606,406</b>
<b>Total FTE and Expenditures by Fund</b>					
A2000		GU General Fees Fund		-	1,606,406
<b>Total FTE and Expenditures by Fund</b>				-	<b>1,606,406</b>

**W.S.U ANNUAL BUDGET**  
**108335 - Honors College Debt Service**  
**For Fiscal Year 2022**

Account Code	Position Number	Name or Account Description	Months	2022 Adopted	
				Budget FTE	Amount
<b>USS SALARIES</b>					
<b>1000 USS Salaries-Permanent</b>					
<b>Total USS Salaries</b>				-	-
<b>Total USS Salaries by Fund</b>					
<b>Total USS Salaries by Fund</b>				-	-
<b>UNCLASSIFIED SALARIES</b>					
<b>1100 Unclassified Salaries-Permanent (Including 1105 - Stipend)</b>					
<b>Total Unclassified Salaries</b>				-	-
<b>Total Unclassified Salaries by Fund</b>					
<b>Total Unclassified Salaries by Fund</b>				-	-
<b>STUDENT ASSISTANTS AND BENEFITS</b>					
<b>Total Students and Fringe Benefits</b>				-	-
<b>Total Students and Fringe Benefits by Fund</b>					
<b>Total Students and Fringe Benefits</b>				-	-
<b>Total Salaries and Fringe Benefits</b>				-	-
<b>Total Salaries and Fringe Benefits by Fund</b>					
<b>Total Salaries and Fringe Benefits</b>				-	-
<b>OTHER OPERATING EXPENDITURES (OOE)</b>					
7J Debt Service				50,000	
<b>Total OOE</b>				<b>50,000</b>	
<b>Total OOE by Fund</b>					
A2000		GU General Fees Fund		50,000	
<b>Total OOE by Fund</b>				<b>50,000</b>	
<b>Total FTE and Expenditures</b>				-	<b>50,000</b>
<b>Total FTE and Expenditures by Fund</b>					
A2000		GU General Fees Fund		-	50,000
<b>Total FTE and Expenditures by Fund</b>				-	<b>50,000</b>

**Wichita State University**  
**Fiscal Year 2022 Annual Operating Budget**  
**Debt Service - Academic Buildings Program**  
**Program Code 98000**

**Scholarships and Fellowships Program Budget Summary**

<u>Expenditures</u>	<u>General Use Funds</u>				<u>Restricted Use Funds</u>	<u>Total Budget</u>	<u>% of Total Budget</u>
	<u>State General Fund</u>	<u>General Fees (Tuition) Fund</u>	<u>Total</u>	<u>% of General Use Budget</u>			
<b>Salaries and Fringe Benefits</b>							
University Support Staff Salaries	\$ -	\$ -	\$ -	0.0%	\$ -	\$ -	0.0%
Unclassified Salaries	-	-	-	0.0%	-	-	0.0%
Student Salaries	-	-	-	0.0%	-	-	0.0%
Fringe Benefits	-	-	-	0.0%	-	-	0.0%
Shrinkage	-	-	-	0.0%	-	-	0.0%
<b>Subtotal Salaries and Fringe Benefits</b>	<u>\$ -</u>	<u>\$ -</u>	<u>\$ -</u>	<u>0.0%</u>	<u>\$ -</u>	<u>\$ -</u>	<u>0.0%</u>
<b>Other Operating Expenditures</b>	<u>\$ -</u>	<u>\$ 2,165,707</u>	<u>\$ 2,165,707</u>	<u>100.0%</u>	<u>\$ 3,099,360</u>	<u>\$ 5,265,067</u>	<u>100.0%</u>
<b>Total Scholarships and Fellowships Program Budget</b>	<u>\$ -</u>	<u>\$ 2,165,707</u>	<u>\$ 2,165,707</u>	<u>100.0%</u>	<u>\$ 3,099,360</u>	<u>\$ 5,265,067</u>	<u>100.0%</u>

Summary excludes nonreportable expenditures

**Wichita State University**  
**Fiscal Year 2022 Annual Operating Budget**

**Auxiliary Enterprises Program**  
**Program Code 48000**

**Auxiliary Enterprises Program Definition**

An auxiliary enterprise exists to furnish goods or services to students, faculty, or staff, and charges a fee directly related to, although not necessarily equal to, the cost of the goods or services. The distinguishing characteristic of an auxiliary enterprise is that it is managed as an essentially self-supporting activity. Examples are residence halls, food services, and parking.

**W.S.U ANNUAL BUDGET**  
**108036 - Housing and Residence Life**  
**For Fiscal Year 2022**

Account Code	Position Number	Name or Account Description	Months	2022 Adopted	
				Budget FTE	Amount
<b>USS SALARIES</b>					
<b>1000 USS Salaries-Permanent</b>					
	994027	Facilities Specialist Macy, Daniel <i>This position is fully funded from restricted use sources.</i>	12	1.00	33,322
	998824	Custodial Specialist Irizarry, Christopher <i>This position is fully funded from restricted use sources.</i>	12	1.00	23,691
	999029	Custodial Specialist Kiarie, Ian <i>This position is fully funded from restricted use sources.</i>	12	1.00	23,691
	999207	Custodial Specialist Valdez, Cesar <i>This position is fully funded from restricted use sources.</i>	12	1.00	23,691
	999233	Facilities Specialist Grockett, Kyle <i>This position is fully funded from restricted use sources.</i>	12	1.00	33,322
	999270	Custodial Specialist Jaquez, Laura <i>This position is fully funded from restricted use sources.</i>	12	1.00	24,066
	999274	Custodial Specialist Vacant <i>This position is fully funded from restricted use sources.</i>		1.00	23,691
	999307	Custodial Specialist Coca, Patricia <i>This position is fully funded from restricted use sources.</i>	12	1.00	23,691
	999367	Facilities Specialist Rueda, Daniel <i>This position is fully funded from restricted use sources.</i>	12	1.00	34,528
	999865	Facilities Specialist Ekeler, Brandon <i>This position is fully funded from restricted use sources.</i>	12	1.00	34,528
1090	USS Salaries-Vaca			-	4,200
1030	USS Salaries-Standby			-	29,800
1020	USS Salaries-OT			-	13,800
<b>Total USS Salaries</b>				<b>10.00</b>	<b>326,021</b>
<b>Total USS Salaries by Fund</b>					
	A10619	The Suites		1.50	49,033
	A10620	The Flats		2.50	81,555
	A10621	Shocker Hall		6.00	195,432
<b>Total USS Salaries by Fund</b>				<b>10.00</b>	<b>326,021</b>
<b>UNCLASSIFIED SALARIES</b>					
<b>1100 Unclassified Salaries-Permanent (Including 1105 - Stipend)</b>					
	991766	Assistant Director for Residence Life Enyart, Carley <i>This position is fully funded from restricted use sources.</i>	12	1.00	48,000

**W.S.U ANNUAL BUDGET**  
**108036 - Housing and Residence Life**  
**For Fiscal Year 2022**

Account Code	Position Number	Name or Account Description	Months	2022 Adopted	
				Budget FTE	Amount
	992986	Assistant Director Educational Engagement Vacant <i>This position is fully funded from restricted use sources.</i>		1.00	48,000
	992990	Coordinator Summer Conferences and Desk Services Reimer, Carson <i>This position is fully funded from restricted use sources.</i>	12	1.00	39,998
	993033	Custodial Manager Alonso, Jose <i>This position is fully funded from restricted use sources.</i>	12	1.00	42,016
	993318	Social Services Coordinator & Advocate Hanna, Tara <i>This position is fully funded from restricted use sources.</i>	12	1.00	50,000
	993589	Maintenance Supervisor Vacant <i>This position is fully funded from restricted use sources.</i>		1.00	42,016
	994921	Administrative Support-Shocker Hall Reception Babb, Alison <i>This position is fully funded from restricted use sources.</i>	12	0.88	31,519
	995452	Coordinator for Business Processes Sherard, Tracy <i>This position is fully funded from restricted use sources.</i>	12	1.00	35,006
	997498	Associate Director of Business Operations Craven, Amanda <i>This position is fully funded from restricted use sources.</i>	12	1.00	55,826
	997729	Associate Dean of Students Jensen, Scott <i>This position is fully funded from restricted use sources.</i>	12	1.00	104,496
	998772	Assistant Director for Residence Life and Educational Initiatives Austin, Katie <i>This position is fully funded from restricted use sources.</i>	12	1.00	55,826
	998776	Residence Life Coordinator Johnson, Rebecca <i>This position is fully funded from restricted use sources.</i>	12	1.00	35,568
	998815	Assignment Coordinator Beyer, Jennifer <i>This position is fully funded from restricted use sources.</i>	12	1.00	32,198
	998852	Custodial Specialist Shears, Yvette <i>This position is fully funded from restricted use sources.</i>	12	1.00	24,107
	999423	Assistant Director of Facilities			



**W.S.U ANNUAL BUDGET**  
**108036 - Housing and Residence Life**  
**For Fiscal Year 2022**

Account Code	Position Number	Name or Account Description	Months	2022 Adopted	
				Budget FTE	Amount
		Gobin, Daryl	12	1.00	52,780
		<i>This position is fully funded from restricted use sources.</i>			
	999430	Residence Life Coordinator			
		Wilson, Lauren	12	1.00	35,568
		<i>This position is fully funded from restricted use sources.</i>			
	999662	Administrative Specialist			
		Serrano, Biviana	12	0.83	35,880
		<i>This position is fully funded from restricted use sources.</i>			
	1110	Uncl-Salaries-Seasonal and Temp			21,000
	1190	Unclassified Salaries-Vacation			9,500
	1160	Unclass Sal-OT/Comp/AHR			8,000
	1140	Grad Assistants-Other			30,000
		<b>Total Unclassified Salaries</b>		<b>16.71</b>	<b>837,306</b>
		<b>Total Unclassified Salaries by Fund</b>			
	A10619	The Suites		2.36	117,249
	A10620	The Flats		3.93	195,702
	A10621	Shocker Hall		10.43	524,354
		<b>Total Unclassified Salaries by Fund</b>		<b>16.71</b>	<b>837,306</b>
<b>STUDENT ASSISTANTS AND BENEFITS</b>					
	1200	Student Salaries-Regular			190,500
	1210	Student Salaries-WS-WSU Match			6,917
	1220	Student Sal-Workstudy Federal			12,904
	1760	State Leave Pymt Assessment			9,020
	1810	KPERS Retirement			55,380
	1830	Regents Retirement			50,336
	1850	TIAA Disability			11,024
	1911	Medicare			15,797
	1912	OASDI			67,418
	1750	Dependent Health Insurance			32,736
	1752	Healthy Kids Health Insurance			1,397
	1950	Single Group Health Insurance			162,369
	1970	Workers Compensation			4,227
	1980	Unemployment Compensation			1,103
		<b>Total Students and Fringe Benefits</b>			<b>621,128</b>
		<b>Total Students and Fringe Benefits by Fund</b>			
	R40041	Federal Work Study Program			13,041
	A10619	The Suites			98,851
	A10620	The Flats			139,967
	A10621	Shocker Hall			369,269
		<b>Total Students and Fringe Benefits</b>			<b>621,128</b>
		<b>Total Salaries and Fringe Benefits</b>		<b>26.71</b>	<b>1,784,455</b>
		<b>Total Salaries and Fringe Benefits by Fund</b>			
	R40041	Federal Work Study Program		-	13,041
	A10619	The Suites		3.86	265,134
	A10620	The Flats		6.43	417,225
	A10621	Shocker Hall		16.43	1,089,055
		<b>Total Salaries and Fringe Benefits</b>		<b>26.71</b>	<b>1,784,455</b>

**OTHER OPERATING EXPENDITURES (OOE)**

**W.S.U ANNUAL BUDGET**  
**108036 - Housing and Residence Life**  
**For Fiscal Year 2022**

Account Code	Position Number	Name or Account Description	Months	2022 Adopted	
				Budget FTE	Amount
7C		Contractual Services			1,859,214
7F		Commodities			4,080,285
7H		Capital Outlay			1,186,327
7J		Debt Service			5,417,056
7L		Grants Claims & Shared Revenue			24,000
7V		Miscellaneous Non Expense			1,401
7Z		Transfers Out			5,417,056
<b>Total OOE</b>					<b>17,985,339</b>
<b>Total OOE by Fund</b>					
A10619		The Suites			2,706,533
A10620		The Flats			3,286,869
A10621		Shocker Hall			7,894,845
A1062L		Shocker Hall Capital Lease/Debt Fnd			4,052,592
A10631		HRL - SH Contrac Dining Maint & Rep			44,500
<b>Total OOE by Fund</b>					<b>17,985,339</b>
<b>Total FTE and Expenditures</b>				<b>26.71</b>	<b>19,769,794</b>
<b>Total FTE and Expenditures by Fund</b>					
R40041		Federal Work Study Program		-	13,041
A10619		The Suites		3.86	2,971,667
A10620		The Flats		6.43	3,704,094
A10621		Shocker Hall		16.43	8,983,900
A1062L		Shocker Hall Capital Lease/Debt Fnd		-	4,052,592
A10631		HRL - SH Contrac Dining Maint & Rep		-	44,500
<b>Total FTE and Expenditures by Fund</b>				<b>26.71</b>	<b>19,769,794</b>

**W.S.U ANNUAL BUDGET**  
**108090 - Parking System Revenue Fund**  
**For Fiscal Year 2022**

Account Code	Position Number	Name or Account Description	Months	2022 Adopted	
				Budget FTE	Amount
<b>USS SALARIES</b>					
<b>1000 USS Salaries-Permanent</b>					
	998834	Safety and Security Officer I Moore, Brian	12	1.00	29,162
		<i>This position is fully funded from restricted use sources.</i>			
	999334	Safety & Security Officer II Collins, Daniel	12	1.00	33,862
		<i>This position is fully funded from restricted use sources.</i>			
	999513	Safety & Security Officer II Smith, Brian	12	1.00	35,006
		<i>This position is fully funded from restricted use sources.</i>			
	999694	Parking Services Supervisor Ryman, Laura	12	1.00	47,091
		<i>This position is fully funded from restricted use sources.</i>			
1030		USS Salaries-Standby		-	1,872
		<b>Total USS Salaries</b>		<b>4.00</b>	<b>146,994</b>
<b>Total USS Salaries by Fund</b>					
A10627		Parking System Revenue		4.00	146,994
		<b>Total USS Salaries by Fund</b>		<b>4.00</b>	<b>146,994</b>
<b>UNCLASSIFIED SALARIES</b>					
<b>1100 Unclassified Salaries-Permanent (Including 1105 - Stipend)</b>					
	994791	Parking Financial Analyst Vacant		1.00	42,037
		<i>This position is fully funded from restricted use sources.</i>			
	998286	Operations Captain Herl, Corey	12	0.16	12,375
		<i>This position is fully funded from restricted use sources.</i>			
	998890	Administrative Officer Martin, Emily	12	0.75	34,726
		<i>This position is fully funded from restricted use sources.</i>			
	999917	Manager of Parking and Transportation Vacant		1.00	60,000
		<i>This position is fully funded from restricted use sources.</i>			
		<b>Total Unclassified Salaries</b>		<b>2.91</b>	<b>149,138</b>
<b>Total Unclassified Salaries by Fund</b>					
A10627		Parking System Revenue		2.91	149,138
		<b>Total Unclassified Salaries by Fund</b>		<b>2.91</b>	<b>149,138</b>
<b>STUDENT ASSISTANTS AND BENEFITS</b>					
	1760	State Leave Pymt Assessment			1,959
	1810	KPERS Retirement			20,714
	1830	Regents Retirement			2,952
	1850	TIAA Disability			2,965
	1880	KS Police & Fire Retirement Sys			2,822
	1911	Medicare			4,088

**W.S.U ANNUAL BUDGET**  
**108090 - Parking System Revenue Fund**  
**For Fiscal Year 2022**

Account Code	Position Number	Name or Account Description	Months	2022 Adopted	
				Budget FTE	Amount
1912	OASDI				17,468
1750	Dependent Health Insurance				10,776
1950	Single Group Health Insurance				38,468
1970	Workers Compensation				917
1980	Unemployment Compensation				229
<b>Total Students and Fringe Benefits</b>					<b>103,358</b>
<b>Total Students and Fringe Benefits by Fund</b>					
A10627	Parking System Revenue				103,358
<b>Total Students and Fringe Benefits</b>					<b>103,358</b>
<b>Total Salaries and Fringe Benefits</b>				<b>6.91</b>	<b>399,489</b>
<b>Total Salaries and Fringe Benefits by Fund</b>					
A10627	Parking System Revenue			6.91	399,489
<b>Total Salaries and Fringe Benefits</b>				<b>6.91</b>	<b>399,489</b>
<b>OTHER OPERATING EXPENDITURES (OOE)</b>					
7C	Contractual Services				235,869
7F	Commodities				30,180
7H	Capital Outlay				5,000
7J	Debt Service				512,957
7Z	Transfers Out				519,355
<b>Total OOE</b>					<b>1,303,361</b>
<b>Total OOE by Fund</b>					
A10627	Parking System Revenue				1,303,361
A10636	Parking Rev-Parking Lot Maintenance				-
<b>Total OOE by Fund</b>					<b>1,303,361</b>
<b>Total FTE and Expenditures</b>				<b>6.91</b>	<b>1,702,850</b>
<b>Total FTE and Expenditures by Fund</b>					
A10627	Parking System Revenue			6.91	1,702,850
A10636	Parking Rev-Parking Lot Maintenance			-	-
<b>Total FTE and Expenditures by Fund</b>				<b>6.91</b>	<b>1,702,850</b>

**W.S.U ANNUAL BUDGET**  
**108093 - Parking System Maint & Construction**  
**For Fiscal Year 2022**

Account Code	Position Number	Name or Account Description	Months	2022 Adopted	
				Budget FTE	Amount
<b>USS SALARIES</b>					
<b>1000 USS Salaries-Permanent</b>					
<b>Total USS Salaries</b>				-	-
<b>Total USS Salaries by Fund</b>					
<b>Total USS Salaries by Fund</b>				-	-
<b>UNCLASSIFIED SALARIES</b>					
<b>1100 Unclassified Salaries-Permanent (Including 1105 - Stipend)</b>					
<b>Total Unclassified Salaries</b>				-	-
<b>Total Unclassified Salaries by Fund</b>					
<b>Total Unclassified Salaries by Fund</b>				-	-
<b>STUDENT ASSISTANTS AND BENEFITS</b>					
<b>Total Students and Fringe Benefits</b>				-	-
<b>Total Students and Fringe Benefits by Fund</b>					
<b>Total Students and Fringe Benefits</b>				-	-
<b>Total Salaries and Fringe Benefits</b>				-	-
<b>Total Salaries and Fringe Benefits by Fund</b>					
<b>Total Salaries and Fringe Benefits</b>				-	-
<b>OTHER OPERATING EXPENDITURES (OOE)</b>					
7C Contractual Services				-	-
7H Capital Outlay				-	526,355
<b>Total OOE</b>				-	<b>526,355</b>
<b>Total OOE by Fund</b>					
P10797 Parking System Maint & Construction				-	526,355
<b>Total OOE by Fund</b>				-	<b>526,355</b>
<b>Total FTE and Expenditures</b>				-	<b>526,355</b>
<b>Total FTE and Expenditures by Fund</b>					
P10797 Parking System Maint & Construction				-	526,355
<b>Total FTE and Expenditures by Fund</b>				-	<b>526,355</b>

**Wichita State University  
Fiscal Year 2022 Annual Operating Budget**

**Auxiliary Enterprises Program  
Program Code 48000**

**Auxiliary Enterprises Program Budget Summary**

<u>Expenditures</u>	<u>General Use Funds</u>				<u>Restricted Use Funds</u>	<u>Total Budget</u>	<u>% of Total Budget</u>
	<u>State General Fund</u>	<u>General Fees (Tuition) Fund</u>	<u>Total</u>	<u>% of General Use Budget</u>			
<b>Salaries and Fringe Benefits</b>							
University Support Staff Salaries	\$ -	\$ -	\$ -	0.0%	\$ 473,014	\$ 473,014	2.9%
Unclassified Salaries	-	-	-	0.0%	986,444	986,444	6.1%
Student Salaries	-	-	-	0.0%	210,321	210,321	1.3%
Fringe Benefits	-	-	-	0.0%	514,165	514,165	3.2%
Shrinkage	-	-	-	0.0%	-	-	0.0%
<b>Subtotal Salaries and Fringe Benefits</b>	<u>\$ -</u>	<u>\$ -</u>	<u>\$ -</u>	<u>0.0%</u>	<u>\$ 2,183,944</u>	<u>\$ 2,183,944</u>	<u>13.6%</u>
<b>Other Operating Expenditures</b>	<u>\$ -</u>	<u>\$ -</u>	<u>\$ -</u>	<u>0.0%</u>	<u>\$ 13,877,243</u>	<u>\$ 13,877,243</u>	<u>86.4%</u>
<b>Total Auxiliary Enterprises Program Budget</b>	<u><u>\$ -</u></u>	<u><u>\$ -</u></u>	<u><u>\$ -</u></u>	<u><u>0.0%</u></u>	<u><u>\$ 16,061,187</u></u>	<u><u>\$ 16,061,187</u></u>	<u><u>100.0%</u></u>

*Summary excludes nonreportable expenditures*

**Wichita State University**  
**Fiscal Year 2022 Annual Operating Budget**

**Service Clearing Program**  
**Program Code 97000**

**Service Clearing Program Definition**

The Service Clearing Program includes departments managed as total self-supporting activities, i.e., printing and duplicating, supply store, automobile pool, etc. The departments provide goods and services for students, faculty and staff of the University.

**W.S.U ANNUAL BUDGET  
108502 - Automobile Clearing  
For Fiscal Year 2022**

Account Code	Position Number	Name or Account Description	Months	2022 Adopted	
				Budget FTE	Amount
<b>USS SALARIES</b>					
<b>1000 USS Salaries-Permanent</b>					
<b>Total USS Salaries</b>				-	-
<b>Total USS Salaries by Fund</b>					
<b>Total USS Salaries by Fund</b>				-	-
<b>UNCLASSIFIED SALARIES</b>					
<b>1100 Unclassified Salaries-Permanent (Including 1105 - Stipend)</b>					
<b>Total Unclassified Salaries</b>				-	-
<b>Total Unclassified Salaries by Fund</b>					
<b>Total Unclassified Salaries by Fund</b>				-	-
<b>STUDENT ASSISTANTS AND BENEFITS</b>					
<b>Total Students and Fringe Benefits</b>				-	-
<b>Total Students and Fringe Benefits by Fund</b>					
<b>Total Students and Fringe Benefits</b>				-	-
<b>Total Salaries and Fringe Benefits</b>				-	-
<b>Total Salaries and Fringe Benefits by Fund</b>					
<b>Total Salaries and Fringe Benefits</b>				-	-
<b>OTHER OPERATING EXPENDITURES (OOE)</b>					
7C		Contractual Services			51,710
7F		Commodities			41,300
7H		Capital Outlay			60,000
<b>Total OOE</b>				-	<b>153,010</b>
<b>Total OOE by Fund</b>					
T10632		Automobile Clearing			153,010
<b>Total OOE by Fund</b>				-	<b>153,010</b>
<b>Total FTE and Expenditures</b>				-	<b>153,010</b>
<b>Total FTE and Expenditures by Fund</b>					
T10632		Automobile Clearing			153,010
<b>Total FTE and Expenditures by Fund</b>				-	<b>153,010</b>



**W.S.U ANNUAL BUDGET  
108503 - Postal Clearing  
For Fiscal Year 2022**

Account Code	Position Number	Name or Account Description	Months	2022 Adopted	
				Budget FTE	Amount
<b>USS SALARIES</b>					
<b>1000 USS Salaries-Permanent</b>					
<b>Total USS Salaries</b>				-	-
<b>Total USS Salaries by Fund</b>					
<b>Total USS Salaries by Fund</b>				-	-
<b>UNCLASSIFIED SALARIES</b>					
<b>1100 Unclassified Salaries-Permanent (Including 1105 - Stipend)</b>					
<b>Total Unclassified Salaries</b>				-	-
<b>Total Unclassified Salaries by Fund</b>					
<b>Total Unclassified Salaries by Fund</b>				-	-
<b>STUDENT ASSISTANTS AND BENEFITS</b>					
<b>Total Students and Fringe Benefits</b>				-	-
<b>Total Students and Fringe Benefits by Fund</b>					
<b>Total Students and Fringe Benefits</b>				-	-
<b>Total Salaries and Fringe Benefits</b>				-	-
<b>Total Salaries and Fringe Benefits by Fund</b>					
<b>Total Salaries and Fringe Benefits</b>				-	-
<b>OTHER OPERATING EXPENDITURES (OOE)</b>					
7C Contractual Services				505,000	
<b>Total OOE</b>				<b>505,000</b>	
<b>Total OOE by Fund</b>					
T10633 Postal Clearing				505,000	
<b>Total OOE by Fund</b>				<b>505,000</b>	
<b>Total FTE and Expenditures</b>				-	<b>505,000</b>
<b>Total FTE and Expenditures by Fund</b>					
T10633 Postal Clearing				-	505,000
<b>Total FTE and Expenditures by Fund</b>				-	<b>505,000</b>

**W.S.U ANNUAL BUDGET**  
**108504 - Physical Plant Stores Clearing**  
**For Fiscal Year 2022**

Account Code	Position Number	Name or Account Description	Months	2022 Adopted	
				Budget FTE	Amount
<b>USS SALARIES</b>					
<b>1000 USS Salaries-Permanent</b>					
	999606	Storekeeper Vacant		1.00	29,494
		<i>This position is fully funded from restricted use sources.</i>			
	999974	Administrative Specialist Hackett, John	12	1.00	33,051
		<i>This position is fully funded from restricted use sources.</i>			
		<b>Total USS Salaries</b>		<b>2.00</b>	<b>62,546</b>
<b>Total USS Salaries by Fund</b>					
	T10631	Physical Plant Stores		2.00	62,546
		<b>Total USS Salaries by Fund</b>		<b>2.00</b>	<b>62,546</b>
<b>UNCLASSIFIED SALARIES</b>					
<b>1100 Unclassified Salaries-Permanent (Including 1105 - Stipend)</b>					
		<b>Total Unclassified Salaries</b>		-	-
<b>Total Unclassified Salaries by Fund</b>					
		<b>Total Unclassified Salaries by Fund</b>		-	-
<b>STUDENT ASSISTANTS AND BENEFITS</b>					
	1760	State Leave Pymt Assessment			414
	1810	KPERS Retirement			4,657
	1850	TIAA Disability			626
	1911	Medicare			908
	1912	OASDI			3,879
	1970	Workers Compensation			193
	1980	Unemployment Compensation			51
		<b>Total Students and Fringe Benefits</b>			<b>10,728</b>
<b>Total Students and Fringe Benefits by Fund</b>					
	T10631	Physical Plant Stores			10,728
		<b>Total Students and Fringe Benefits</b>			<b>10,728</b>
		<b>Total Salaries and Fringe Benefits</b>		<b>2.00</b>	<b>73,274</b>
<b>Total Salaries and Fringe Benefits by Fund</b>					
	T10631	Physical Plant Stores		2.00	73,274
		<b>Total Salaries and Fringe Benefits</b>		<b>2.00</b>	<b>73,274</b>
<b>OTHER OPERATING EXPENDITURES (OOE)</b>					
	7F	Commodities			700,910
		<b>Total OOE</b>			<b>700,910</b>
<b>Total OOE by Fund</b>					
	T10631	Physical Plant Stores			700,910
		<b>Total OOE by Fund</b>			<b>700,910</b>
		<b>Total FTE and Expenditures</b>		<b>2.00</b>	<b>774,184</b>
<b>Total FTE and Expenditures by Fund</b>					
	T10631	Physical Plant Stores		2.00	774,184
		<b>Total FTE and Expenditures by Fund</b>		<b>2.00</b>	<b>774,184</b>

**W.S.U ANNUAL BUDGET**  
**108505 - Telecommunications Clearing**  
**For Fiscal Year 2022**

Account Code	Position Number	Name or Account Description	Months	2022 Adopted	
				Budget FTE	Amount
<b>USS SALARIES</b>					
<b>1000 USS Salaries-Permanent</b>					
<b>Total USS Salaries</b>				-	-
<b>Total USS Salaries by Fund</b>					
<b>Total USS Salaries by Fund</b>				-	-
<b>UNCLASSIFIED SALARIES</b>					
<b>1100 Unclassified Salaries-Permanent (Including 1105 - Stipend)</b>					
992981		Telecommunications Installations Technician Wilson, Patrick <i>This position is fully funded from restricted use sources.</i>	12	1.00	40,560
997199		Service Supervisor Johnson, Sheldon <i>This position is fully funded from restricted use sources.</i>	12	1.00	60,923
998578		Manager of Telecommunications Snook, David <i>This position is fully funded from restricted use sources.</i>	12	1.00	71,053
998757		Telecommunications Business Manager Walles, Jessica <i>This position is fully funded from restricted use sources.</i>	12	1.00	62,462
998904		Network Service Technician III Hutto, Joseph <i>This position is fully funded from restricted use sources.</i>	12	1.00	49,254
998905		Network Service Technician III Thompson, Jeremy <i>This position is fully funded from restricted use sources.</i>	12	1.00	48,776
998911		Network Service Technician Fuller, Randall <i>This position is fully funded from restricted use sources.</i>	12	1.00	40,560
999323		Telecommunications Installation Technician Smith, Derek <i>This position is fully funded from restricted use sources.</i>	12	1.00	40,560
1160		Unclass Sal-OT/Comp/AHR			53,450
1140		Grad Assistants-Other			10,700
<b>Total Unclassified Salaries</b>				<b>8.00</b>	<b>478,299</b>
<b>Total Unclassified Salaries by Fund</b>					
T10636		Telecommunications Clearing		8.00	478,299
<b>Total Unclassified Salaries by Fund</b>				<b>8.00</b>	<b>478,299</b>
<b>STUDENT ASSISTANTS AND BENEFITS</b>					
1200		Student Salaries-Regular			38,000

**W.S.U ANNUAL BUDGET**  
**108505 - Telecommunications Clearing**  
**For Fiscal Year 2022**

Account Code	Position Number	Name or Account Description	Months	2022 Adopted	
				Budget FTE	Amount
1760		State Leave Pymt Assessment			3,412
1810		KPERS Retirement			6,940
1830		Regents Retirement			32,115
1850		TIAA Disability			4,680
1911		Medicare			6,480
1912		OASDI			27,683
1750		Dependent Health Insurance			14,820
1950		Single Group Health Insurance			54,859
1970		Workers Compensation			1,594
1980		Unemployment Compensation			401
<b>Total Students and Fringe Benefits</b>					<b>190,984</b>
<b>Total Students and Fringe Benefits by Fund</b>					
T10636		Telecommunications Clearing			190,984
<b>Total Students and Fringe Benefits</b>					<b>190,984</b>
<b>Total Salaries and Fringe Benefits</b>				<b>8.00</b>	<b>669,283</b>
<b>Total Salaries and Fringe Benefits by Fund</b>					
T10636		Telecommunications Clearing		8.00	669,283
<b>Total Salaries and Fringe Benefits</b>				<b>8.00</b>	<b>669,283</b>
<b>OTHER OPERATING EXPENDITURES (OOE)</b>					
7C		Contractual Services			750,515
7F		Commodities			68,705
7H		Capital Outlay			229,260
<b>Total OOE</b>					<b>1,048,480</b>
<b>Total OOE by Fund</b>					
T10636		Telecommunications Clearing			873,480
T10650		Telecomm Inventory Clearing			175,000
<b>Total OOE by Fund</b>					<b>1,048,480</b>
<b>Total FTE and Expenditures</b>				<b>8.00</b>	<b>1,717,763</b>
<b>Total FTE and Expenditures by Fund</b>					
T10636		Telecommunications Clearing		8.00	1,542,763
T10650		Telecomm Inventory Clearing		-	175,000
<b>Total FTE and Expenditures by Fund</b>				<b>8.00</b>	<b>1,717,763</b>

**W.S.U ANNUAL BUDGET  
108510 - Storeroom Clearing  
For Fiscal Year 2022**

Account Code	Position Number	Name or Account Description	Months	2022 Adopted	
				Budget FTE	Amount
<b>USS SALARIES</b>					
<b>1000 USS Salaries-Permanent</b>					
<b>Total USS Salaries</b>				-	-
<b>Total USS Salaries by Fund</b>					
<b>Total USS Salaries by Fund</b>				-	-
<b>UNCLASSIFIED SALARIES</b>					
<b>1100 Unclassified Salaries-Permanent (Including 1105 - Stipend)</b>					
994944		Storeroom Clerk Vacant		0.50	13,520
<i>This position is fully funded from restricted use sources.</i>					
998810		Office Manager Tucker, Angeline	12	1.00	35,485
<i>This position is fully funded from restricted use sources.</i>					
1160		Unclass Sal-OT/Comp/AHR			500
<b>Total Unclassified Salaries</b>				<b>1.50</b>	<b>49,505</b>
<b>Total Unclassified Salaries by Fund</b>					
T10634		Storeroom Clearing		1.50	49,505
<b>Total Unclassified Salaries by Fund</b>				<b>1.50</b>	<b>49,505</b>
<b>STUDENT ASSISTANTS AND BENEFITS</b>					
1760		State Leave Pymt Assessment			329
1830		Regents Retirement			3,060
1850		TIAA Disability			496
1911		Medicare			671
1912		OASDI			2,859
1750		Dependent Health Insurance			3,705
1950		Single Group Health Insurance			7,837
1970		Workers Compensation			154
1980		Unemployment Compensation			38
<b>Total Students and Fringe Benefits</b>				<b>19,149</b>	
<b>Total Students and Fringe Benefits by Fund</b>					
T10634		Storeroom Clearing			19,149
<b>Total Students and Fringe Benefits</b>				<b>19,149</b>	
<b>Total Salaries and Fringe Benefits</b>				<b>1.50</b>	<b>68,654</b>
<b>Total Salaries and Fringe Benefits by Fund</b>					
T10634		Storeroom Clearing		1.50	68,654
<b>Total Salaries and Fringe Benefits</b>				<b>1.50</b>	<b>68,654</b>
<b>OTHER OPERATING EXPENDITURES (OOE)</b>					
7C		Contractual Services			3,422
7F		Commodities			348,893
7V		Miscellaneous Non Expense			300
<b>Total OOE</b>				<b>352,615</b>	
<b>Total OOE by Fund</b>					
T10634		Storeroom Clearing			352,615
<b>Total OOE by Fund</b>				<b>352,615</b>	

**W.S.U ANNUAL BUDGET  
108510 - Storeroom Clearing  
For Fiscal Year 2022**

Account Code	Position Number	Name or Account Description	Months	2022 Adopted	
				Budget FTE	Amount
<b>Total FTE and Expenditures</b>				<b>1.50</b>	<b>421,269</b>
<b>Total FTE and Expenditures by Fund</b>					
T10634		Storeroom Clearing		1.50	421,269
<b>Total FTE and Expenditures by Fund</b>				<b>1.50</b>	<b>421,269</b>

**W.S.U ANNUAL BUDGET**  
**108511 - Shocker Printing Solutions-Clearing**  
**For Fiscal Year 2022**

Account Code	Position Number	Name or Account Description	Months	2022 Adopted	
				Budget FTE	Amount
<b>USS SALARIES</b>					
<b>1000 USS Salaries-Permanent</b>					
<b>Total USS Salaries</b>				-	-
<b>Total USS Salaries by Fund</b>					
<b>Total USS Salaries by Fund</b>				-	-
<b>UNCLASSIFIED SALARIES</b>					
<b>1100 Unclassified Salaries-Permanent (Including 1105 - Stipend)</b>					
991470		Digital Print Specialist Ake, Bethany <i>This position is fully funded from restricted use sources.</i>	12	1.00	28,080
997005		Print Shop Supervisor Lipke, Leah <i>This position is fully funded from restricted use sources.</i>	12	1.00	38,584
998792		Digital Print Specialist Kingsley, Ryan <i>This position is fully funded from restricted use sources.</i>	12	1.00	30,472
1160		Unclass Sal-OT/Comp/AHR			750
<b>Total Unclassified Salaries</b>				<b>3.00</b>	<b>97,886</b>
<b>Total Unclassified Salaries by Fund</b>					
T10635		Shocker Printing Solutions-Clearing		3.00	97,886
<b>Total Unclassified Salaries by Fund</b>				<b>3.00</b>	<b>97,886</b>
<b>STUDENT ASSISTANTS AND BENEFITS</b>					
1200		Student Salaries-Regular			20,000
1760		State Leave Pymt Assessment			780
1810		KPERS Retirement			3,957
1830		Regents Retirement			5,935
1850		TIAA Disability			980
1911		Medicare			1,397
1912		OASDI			5,970
1750		Dependent Health Insurance			-
1950		Single Group Health Insurance			15,674
1970		Workers Compensation			365
1980		Unemployment Compensation			95
<b>Total Students and Fringe Benefits</b>					<b>55,153</b>
<b>Total Students and Fringe Benefits by Fund</b>					
T10635		Shocker Printing Solutions-Clearing			55,153
<b>Total Students and Fringe Benefits</b>					<b>55,153</b>
<b>Total Salaries and Fringe Benefits</b>				<b>3.00</b>	<b>153,039</b>
<b>Total Salaries and Fringe Benefits by Fund</b>					
T10635		Shocker Printing Solutions-Clearing		3.00	153,039
<b>Total Salaries and Fringe Benefits</b>				<b>3.00</b>	<b>153,039</b>
<b>OTHER OPERATING EXPENDITURES (OE)</b>					
7C		Contractual Services			111,028

**W.S.U ANNUAL BUDGET**  
**108511 - Shocker Printing Solutions-Clearing**  
**For Fiscal Year 2022**

Account Code	Position Number	Name or Account Description	Months	2022 Adopted	
				Budget FTE	Amount
	7F	Commodities			53,000
	7H	Capital Outlay			3,000
	7V	Miscellaneous Non Expense			800
		<b>Total OOE</b>			<b>167,828</b>
<b>Total OOE by Fund</b>					
	T10635	Shocker Printing Solutions-Clearing			167,828
		<b>Total OOE by Fund</b>			<b>167,828</b>
<b>Total FTE and Expenditures</b>					
				<b>3.00</b>	<b>320,867</b>
<b>Total FTE and Expenditures by Fund</b>					
	T10635	Shocker Printing Solutions-Clearing		3.00	320,867
		<b>Total FTE and Expenditures by Fund</b>		<b>3.00</b>	<b>320,867</b>



**Wichita State University**  
**Fiscal Year 2022 Annual Operating Budget**

**Service Clearing Program**  
**Program Code 97000**

**Service Clearing Program Budget Summary**

<u>Expenditures</u>	<u>General Use Funds</u>				<u>Restricted Use Funds</u>	<u>Total Budget</u>	<u>% of Total Budget</u>
	<u>State General Fund</u>	<u>General Fees (Tuition) Fund</u>	<u>Total</u>	<u>% of General Use Budget</u>			
<b>Salaries and Fringe Benefits</b>							
University Support Staff Salaries	\$ -	\$ -	\$ -	0.0%	\$ 62,546	\$ 62,546	1.5%
Unclassified Salaries	-	-	-	0.0%	625,690	625,690	14.9%
Student Salaries	-	-	-	0.0%	194,272	194,272	4.6%
Fringe Benefits	-	-	-	0.0%	219,453	219,453	5.2%
Shrinkage	-	-	-	0.0%	-	-	0.0%
<b>Subtotal Salaries and Fringe Benefits</b>	<u>\$ -</u>	<u>\$ -</u>	<u>\$ -</u>	<u>0.0%</u>	<u>\$ 1,101,960</u>	<u>\$ 1,101,960</u>	<u>26.3%</u>
<b>Other Operating Expenditures</b>	<u>\$ -</u>	<u>\$ -</u>	<u>\$ -</u>	<u>0.0%</u>	<u>\$ 3,083,927</u>	<u>\$ 3,083,927</u>	<u>73.7%</u>
<b>Total Service Clearing Program Budget</b>	<u>\$ -</u>	<u>\$ -</u>	<u>\$ -</u>	<u>0.0%</u>	<u>\$ 4,185,887</u>	<u>\$ 4,185,887</u>	<u>100.0%</u>

*Summary excludes nonreportable expenditures*