

WICHITA

STATE

UNIVERSITY





OUR CITY WICHITA

LARGEST CITY IN KANSAS
423 KM² IN SIZE



WICHITA POPULATION
650,000



WICHITA IS IN THE
**CENTRAL
TIME ZONE**


4 SEASONS

SUMMER
32°C
(JUN-AUG)

FALL
21°C
(SEP-NOV)

WINTER
7°C
(DEC-FEB)

SPRING
20°C
(MAR-MAY)



220+
DAYS OF
SUNSHINE



15 minutes



OUR CAMPUS

- WSU is one of the **safest universities** of its size in the USA
- Over **225 majors and specializations** available
- Programs range from **ESL, Bachelor's, Master's, and PhD**
- Business school ranked in the top **5% of business schools worldwide** with dual accreditation from **AACSB**
- **Top 50 Engineering School** with **ABET** accreditation
- **Scholarships available** starting from **US\$5,000 per year**
- **Ranked #1** nationally in industry-funded aerospace research and development
- **Over 250 unique employers** on campus
- **Partner companies on campus** that offer research and job opportunities
- Out of the 100 largest USA metro areas, **Wichita ranks #1** in percentage of jobs involving **STEM** occupations
- Wichita is the **No. 1 most affordable college city** in the USA



WICHITA STATE CAMPUS



Public university
founded in
1895



Student Population:
17,500



International Student Population:
3,200+ from **100+** countries



Student to Teacher Ratio:
19:1



Office of International Education
1845 Fairmount St.
Wichita, Kansas 67260-0122 USA

● International Education Office Locations

- GE - Office of International Education in the Garvey International Center
- LH - Intensive English Language Center in Lindquist Hall

● Student Housing

- FL - The Flats
- SH - Shocker Hall
- SU - The Suites

● Sports Complexes

- ES - Eck Stadium (home of Shocker baseball)
- HC - Heskett Center (Gym + E-Sports)
- KA - Koch Arena (home of Shocker basketball)
- WS - Wilkins Stadium (home of Shocker softball)

● Partnership Buildings

- AB - Airbus Partnership Building
- NA - NetApp Partnership Building
- SP - Spirit AeroSystems Partnership Building

● Buildings of Interest

- AL - Ablah Library
- AH - Ahlberg Hall (Health Professions)
- AR - National Institute for Aviation Research (NIAR)
- DA - Duerkson Fine Arts Center (Arts)
- EB - Engineering Building & Beech Wind Tunnel
- HP - Hyatt Place (Hotel on campus)
- JB - John Bardo Center (Engineering Building)
- LH - Lindquist Hall (Intensive English Language Center location)
- PH - Original Pizza Hut Museum (Founded at WSU)
- PS - Police Station
- RS - Rhatigan Student Center
- SB - Starbucks
- SS - Student Success Center (future Office of International Education location)
- UL - Ulrich Museum of Art
- WH - Woolsey Hall (NEW Business Building)
- YC - YMCA (Gym + Student Health)

NOTICE OF NONDISCRIMINATION

Wichita State University (WSU) does not discriminate in its employment practices, or in its educational programs or activities on the basis of age (40 years or older), ancestry, color, disability, ethnicity, gender, gender expression, gender identity, genetic information, marital status, national origin, political affiliation, pregnancy, race, religion, sex, sexual orientation, or status as a veteran. WSU also prohibits retaliation against any person making a complaint of discrimination or against any person involved or participating in the investigation of any such allegation. Sexual misconduct, relationship violence, and stalking are forms of sex discrimination and are prohibited under Title IX of the Education Amendments Act of 1972, other federal law, and WSU policy. The following persons have been designated to handle inquiries regarding WSU's non-discrimination policies: the Associate Vice President and University Title IX Coordinator (Telephone: (316) 978-3186), Office of Civil Rights, Title IX & ADA Compliance. For inquiries, please call or visit the Office of Civil Rights, Title IX & ADA Compliance at (316) 978-3186, Wichita State University, 1845 Fairmount, Wichita, KS 67260, Lindquist Hall.

STUDENT LIFE

- ➔ 200+ student organizations
- ➔ Career workshops and advising available
- ➔ Free city bus with use of Student ID
- ➔ Free activities for international students to experience U.S. culture
- ➔ Free YMCA gym membership on campus and greater Wichita area
- ➔ Bike share program available
- ➔ Free tickets to campus athletic events, concerts, and theatre performances
- ➔ Fitness facilities on campus
- ➔ Student Health Services on campus





CAMPUS LIVING

SHOCKER HALL

- Built in 2014
- Laundry room, community kitchen, and lounge on each floor
- Entertainment and recreational space are plentiful, including a TV lounge, and a common outdoor gathering area

THE FLATS

- Built in 2017
- Fully furnished apartments
- Kitchens in each apartment so students may cook
- Swimming pool, clubhouse, and reserved parking

THE SUITES

- Built in 2018
- Private bedrooms available
- Small kitchen in suite so students may cook
- Washer and dryer in each suite



- **Shocker Dining Hall** - American and international cuisine; halal, vegetarian, and other foods available
- **Student Center Dining** - Quick dining options
- **Food Truck Plaza** - Variety of cuisine available
- **Groundhouse** - Coffee, snacks, and health food options
- **Braeburn Square** - Variety of restaurants available

POPULAR MAJORS AND SPECIALIZATIONS

ENGINEERING

- Aerospace Engineering** - B
- Aerospace Engineering** - M, D
- Aerodynamics & Fluid Mechanics
- Flight Dynamics & Control
- Multi-Disciplinary Design, Analysis & Optimization
- Structures & Solid Mechanics
- Applied Engineering** - B
- Engineering Management
- Process Automation
- Sustainable & Environmental Engineering
- Biomedical Engineering** - B
- Biomedical Engineering** - M, D
- Biomaterials & Tissue Engineering
- Biomechanics & Rehabilitation Engineering
- Bio-Computational Modeling & Devices
- Innovation & Translational Biomedical Engineering
- Molecular & Cell Bioengineering
- Computer Engineering** - B
- Computer Science** - B, M
- Computing** - M
- Cybersecurity** - B
- Data Science** - M
- Electrical Engineering** - B

Electrical & Computer Engineering - M

- Communication & Signal Processing
- Computing Systems
- Control Systems & Architecture
- Control Systems & Robotics
- Power & Energy Systems
- Electrical Engineering & Computer Science** - D
- Algorithms & Software Systems
- Communication & Signal Processing
- Computer Networking
- Computer Systems & Architecture
- Control Systems
- Energy & Power Systems
- Engineering Management** - M
- Industrial Engineering** - B
- Industrial Engineering** - M, D
- Human Systems Engineering
- Manufacturing Engineering
- Operations Research
- Production & Supply Chain Analytics
- Quality & Reliability Engineering
- Systems
- Mechanical Engineering** - B
- Mechanical Engineering** - M, D
- Materials Science & Engineering
- Mechanical Systems & Robotics/Control
- Thermal/Fluid Engineering
- Product Design & Manufacturing Engineering** - B

BUSINESS

- Accounting** - B, M
- Business Administration** - B
- Business Analytics** - M 
- Economics** - B, M
- Economics and Quantitative Analysis** - M 
- Data Analytics
- Financial Economics
- International Economics
- Entrepreneurship** - B
- Finance** - B
- Hospitality** - B
- Human Resource Management** - B
- Info Technology & Mgmt Info Systems** - B 
- International Business** - B
- Management** - B
- Management Science & Supply Chain Management** - M 
- Marketing** - B
- MBA** - M
- Business Data Management
- Entrepreneurship & Innovation
- Finance
- Healthcare Administration
- Marketing


APPLIED STUDIES & EDUCATION

- Athletic Training** - M
- Counseling** - M
- Early Childhood** - B
- Educational Leadership** - M, D
- Elementary Education** - B
- Exercise Science** - B, M 
- Learning & Instructional Design** - M
- Middle Level Education** - B
- Secondary Education** - B
- Special Education** - M
- Sport Management** - B, M

FINE ARTS

- Art - Studio Arts** - B, M
- Dance** - B
- Graphic Design** - B
- Media Arts** - B
- Animation
- Audio Production
- Game Design
- Filmmaking
- Music** - B, M
- Brass/ Percussion/Winds
- Piano
- Strings
- Vocal
- & Many More
- Music Composition** - B, M
- Music Education** - B, M
- Music Performance** - B, M
- Music Theatre** - B
- Theatre** - B






HEALTH PROFESSIONS

- Audiology** - D
- Comm Sciences & Disorders** - B, M, D
- Dental Hygiene** - B
- Health Management** - B
- Health Science** - B
- Medical Laboratory Sciences** - B 
- Nursing** - B, M, D
- Physical Therapy** - D
- Physician Assistant** - M

INNOVATION & DESIGN

- Innovation Design - M

LIBERAL ARTS & SCIENCES

- Biological Sciences** - B 
- Biochemistry
- Biological Sciences** - M 
- Cellular & Molecular Biology
- Environmental Biology
- Chemistry** - B, M, D 
- Communication** - B, M
- Communication Studies
- Integrated Marketing
- Journalism & Media Production
- Creative Writing** - B, M
- Criminal Justice** - B, M
- Earth, Environmental & Physical Sciences** - M 
- Forensic Sciences** - B 
- Geology** - B 
- International Studies** - B
- Mathematics** - B, M, D 
- Physics** - B, M 
- Political Science** - B
- Pre-Law** - B
- Pre-Medicine** - B
- Psychology** - B
- Psychology** - D
- Clinical
- Community
- Human Factors
- Public Administration** - M
- Social Work** - B, M
- Sociology** - B, M
- Spanish** - B, M

B = BACHELOR'S
M = MASTER'S
D = DOCTORATE
 = **STEM PROGRAM**

For a complete list of majors: WWW.WICHITA.EDU/MAJORS

UNDERGRADUATE

Admission

FRESHMAN

GPA 2.5/4.0
or equivalent

No SAT required for admission
Conditional admission is available

72 TOEFL iBT
6.0 IELTS
105 Duolingo
49 PTE Academic

➔ www.wichita.edu/TOEFL

HOW TO APPLY

➔ www.wichita.edu/ApplyInternational

TRANSFER

24 or more credit hours
AP, Cambridge A levels, and IB eligible for credit

➔ www.wichita.edu/TransferGateway

GPA Requirement
BY MAJOR

2.00 ————— **2.50** ————— **3.00**

Business Engineering Fine Arts Liberal Arts & Sciences	Applied Studies (Education)	Health Professions* *varies by major
--	--------------------------------	---

Finances

ESTIMATED COST

2024-2025 (9 months)

Tuition & Fees	US\$18,500
Housing & Meals	12,600
Books	1,200
Health Insurance	2,500
Total	US\$34,800
+ Global Select Scholarship*	-5,000
New Total	US\$29,800

➔ www.wichita.edu/UGExpenses

GLOBAL SELECT SCHOLARSHIP

US\$5,000

- Award amount listed is per year
- Automatically renewed until the end of your program
- Students with GPA 3.0/4.0 or its international equivalent are eligible
- *Scholarship not guaranteed

➔ www.wichita.edu/GlobalSelect

GRADUATE

Admission

HOW TO APPLY

➔ www.wichita.edu/graduate

GPA Requirement + **BACHELOR'S DEGREE** + **GRE or GMAT**
BY MAJOR Must be substantially equivalent to a U.S. bachelor's degree (some 3-year degree programs accepted)
Required for some programs

2.75 ————— **3.00**

ENGLISH TEST SCORES*

*Some programs may have higher requirements

	TOEFL iBT	IELTS	Duolingo	PTE Academic
GRAD	79	6.5	115	58
MBA	88	7.0	125	65

Finances

ESTIMATED COST

2024-2025 (9 months)

	GRAD	MBA
Tuition & Fees	US\$18,500	US\$9,400
Housing & Meals	8,700	8,700
Books	1,100	1,100
Health Insurance	2,500	2,500
Total	US\$30,800	US\$21,700
+ Global Select Scholarship*	-5,600	N/A
New Total	US\$25,200	US\$21,700

➔ www.wichita.edu/GradSchoolAwards

➔ www.wichita.edu/GlobalSelect

ASSISTANTSHIPS

\$4MIL available for stipends

- Awarded to over 30% of WSU international graduate students

GLOBAL SELECT SCHOLARSHIP

US\$5,600

- Award amount listed is per year
- Automatically renewed until the end of your program
- Students with GPA 3.3/4.0 or its international equivalent are eligible
- *Scholarship not guaranteed





INTENSIVE ENGLISH LANGUAGE CENTER

ON-CAMPUS

7 LEVELS - all levels of English ability
8 WEEKS per level
23 HOURS of instruction per week
HALF-TIME academic study is available for students with a qualifying score

➔ www.wichita.edu/toefl

CERTIFICATE OF COMPLETION after each level and at the end of the program
FULL ACCESS to all university facilities, medical clinic, and university housing
NO TOEFL REQUIREMENT after completing the program for undergraduate study

ESTIMATED COST (2024-2025) Session = 1 level Semester = 2 levels

	One Session	One Semester	Two Semesters
Tuition & Fees	US\$2,200	US\$3,400	US\$6,500
Housing & Meals	3,500	6,300	12,600
Books	400	600	1,200
Medical Insurance	1,300	1,300	2,500
Total	US\$7,400	US\$11,600	US\$22,800

ONLINE

3 LEVELS - Intermediate II, Advanced I & II
16 WEEKS per level - 2 classes per 8 weeks
CERTIFICATE OF COMPLETION after each level

Tuition & Fees	US\$1,698
Books	300
Total	US\$1,998

➔ www.wichita.edu/IELC

CLASSES IN: Grammar, Reading, Writing, Speaking/Listening
 - Conversation classes to practice English
 - Academic preparation classes
 - Small class sizes

INTAKES:

- **Fall Semester:** August - December
- **October Session:** October - December
- **Spring Semester:** January - May
- **March Session:** March - May
- **Summer Session:** June - July

INTAKES:

- **Fall Semester:** August - December
- **Spring Semester:** January - May

US\$1,000*
SCHOLARSHIPS

*limited availability

HOW TO APPLY

➔ www.wichita.edu/ApplyInternational

WHY WICHITA STATE?



Dion, Sri Lanka, Computer Science



A personal goal of mine has been to have a truly exciting American college experience. The inclusive environment fostered at so many clubs, activities and events at Wichita State has provided me with a myriad of ways to get involved on-campus and achieve this goal. I've never really felt out of place as someone who comes from so far away.



Fabiola, Peru, Human Resource Management



My time in Wichita State helped me to achieve personal and professional goals. I have the dream to make my own company in future and help people to succeed. I like when teachers care about your future and dedicate you some time to develop those big dreams. I'm happy to say I have good teachers and feel I'm in the correct place.

Wichita State's commitment to innovation, diverse programs, and a supportive community drew me in. The campus offers hands-on learning in both technology and business, and being in Wichita opens doors for real-world experience, which makes it the perfect fit for my goals and aspirations.



Roaya, Morocco, Mgmt Info. Systems & Intl. Bus.



Yie Jian, Malaysia, Aerospace Engineering

The greatest aspect of Wichita State University is the value you get. The engineering programs are excellent and competitively priced. The campus is an incredible environment for students and boasts an incredible range of facilities for sports, clubs, and studies.



Don, Zimbabwe, Aerospace Engineering



My favourite thing about Wichita State is the wonderful community. It might seem like a huge campus but within a matter of days, you would have built relationships like family. The professors are more than helpful and go out of their way to meet an individual's specific needs. The school doesn't feel like school it feels like you at home.



Manashri, India, Biomedical Engineering

I chose Wichita State because it's so well known for biomedical science. WSU is providing me opportunities to learn skills and prepare for my corporate life with the excellent jobs I work on campus, leadership opportunities, and looking for internships during expo's!

WICHITA, KANSAS, USA



CHAT WITH US!

Start a conversation with
Current Students or Staff



[WICHITA.EDU/CHAT](https://www.wichita.edu/chat)

CONNECT WITH US!

 **Facebook:**
[wichita.state](https://www.facebook.com/wichita.state)

 **Instagram:**
[wsu_international_adventures](https://www.instagram.com/wsu_international_adventures)

 **Website:**
[wichita.edu/International](https://www.wichita.edu/International)

 **Email:**
international@wichita.edu

 **Apply:**
[wichita.edu/ApplyInternational](https://www.wichita.edu/ApplyInternational)

 **YouTube:**
[youtube.com/WichitaState
UniversityInternationalEducation](https://www.youtube.com/WichitaStateUniversityInternationalEducation)